



टीएचडीसी इंडिया लिमिटेड
THDC INDIA LIMITED

CIN: U45203UR1988GOI009822

Address: Ganga Bhawan, Pragatipuram Bye Pass Road, Rishikesh- 249201

Phones: 0135-2439309, 2431517-23 Fax: 0135-2439442

Website Address: www.thdc.co.in



CONFIDENTIAL

No: THDC/RKSH/CS/BOD-216 / 3083

Dated: 09.06.2021

THDC INDIA LIMITED, RISHIKESH
EXTRACT OF THE MINUTES OF 216TH BOARD MEETING
HELD ON 09.06.2021

ITEM NO. & SUBJECT:

- 216.4 Submission of Unaudited Consolidated Financial Statements for the year ended 31.03.2021.

The Board considered the proposal and passed the following resolutions:

“RESOLVED THAT in pursuance of Section 134 of the Companies Act, 2013, as amended from time to time, Consolidated Balance Sheet as at 31st March 2021, Consolidated Statement of Profit & Loss (including Other Comprehensive Income), Consolidated Statement of changes in equity and Consolidated Cash Flow Statement for the Year ended on 31st March'2021, along with Consolidated notes including Significant Accounting Policies forming part of Financial Statements be and hereby approved.”


RESOLVED FURTHER THAT pursuant to Section 134 of Companies Act, 2013, Chairman & Managing Director, Director (Finance)/ CFO and Company Secretary be and are hereby authorized to sign and authenticate the Financial Statements on behalf of the Board and submit to the Statutory Auditors for their Report thereon.

RESOLVED FURTHER THAT the Chairman & Managing Director and Director (Finance)/ CFO are hereby jointly and severally authorized to approve the changes, as may, be required, for incorporation in the accounts on receipt of

report of the Statutory Auditors and sign the same along with Company Secretary.

RESOLVED FURTHER THAT the Director (Finance)/ CFO be and is hereby authorized to forward the consolidated audited Balance Sheet along with the report of Statutory Auditors to the C&AG for their comments under section 143(5) of the Companies Act 2013.

Certified True Copy



(Rashmi Sharma)
Company Secretary


THDC INDIA LIMITED
Consolidated BALANCE SHEET AS AT 31-March-2021

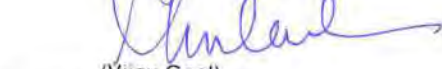
Amount In Crore ₹

Particulars	Note No.	As at 31-Mar-2021		As at 31-Mar-2020	
ASSETS					
Non-Current Assets					
(a) Property, Plant and Equipment	2		6,562.04		6,591.99
(b) Capital work-in-progress	3		6,420.71		4,989.80
(c) Other Intangible Assets	2		0.39		0.20
(d) Right of Use Assets	2		410.83		380.71
(e) Investment in Subsidiary Co.	4		0.00		0.00
(f) Financial Assets					
(i) Loans	5	39.24		38.89	
(ii) Advances	6	0.01	39.25	0.01	38.90
(g) Deferred Tax Assets (Net)	7		871.39		939.71
(n) Non Current Tax Assets Net	8		32.49		24.55
(i) Other Non-Current Assets	9		1,906.22		1,582.89
Current Assets					
(a) Inventories	10		34.94		32.42
(b) Financial Assets					
(i) Trade Receivables	11	1,055.48		1,868.94	
(ii) Cash and Cash Equivalents	12	232.30		25.20	
(iii) Bank Balances other than (ii) above	13	0.00		0.58	
(iv) Loans	14	9.43		8.36	
(v) Advances	15	502.32		500.99	
(vi) Others	16	357.57	2,157.10	257.06	2,661.13
(c) Current Tax Assets (Net)	17		60.81		60.37
(d) Other Current Assets	18		54.35		59.73
Regulatory Deferral Account Debit Balance	19		169.72		186.22
Total			18,720.24		17,548.62
EQUITY AND LIABILITIES					
Equity					
(a) Equity Share Capital	20		3,665.88		3,665.88
(b) Other Equity	21		6,251.36		5,866.59
Total equity attributable to the owners of the parent			9,917.24		9,532.47
Non-controlling interests			2.53		0.00
Total Equity			9,919.77		9,532.47
Non-Current Liabilities					
(a) Financial Liabilities					
(i) Borrowings	22	5,023.69		3,956.96	
(ii) Non-current Financial Liabilities	23	28.11	5,051.80	25.38	3,982.34
(b) Other Non-Current Liabilities	24		796.53		821.97
(c) Provisions	25		190.37		190.85
Current Liabilities					
(a) Financial Liabilities					
(i) Borrowings	26	700.00		1,115.06	
(ii) Trade Payables					
A. Total outstanding dues of micro enterprises and small enterprises		0.42		0.66	
B. Total outstanding dues of creditors other than micro enterprises and small enterprises		24.65		21.37	
(iii) Others	27	1,001.78	1,726.85	891.54	2,028.63
(b) Other Current Liabilities	28		143.04		94.26
(c) Provisions	29		341.65		279.47
(d) Current Tax Liabilities (Net)	30		0.00		0.00
Regulatory Deferral Account Credit Balance	31		550.23		618.63
TOTAL			18,720.24		17,548.62
Significant Accounting Policies	1				
Disclosures on Financial Instruments and Risk Management	41				
Other Explanatory Notes to Accounts	42				
Note 1 to 42 form integral part of the Accounts					

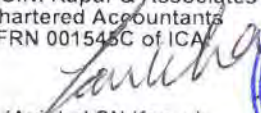
For and on Behalf of Board of Directors


(Rashmi Sharma)
Company Secretary
Membership No.26692


(J. Behera)
Director (Finance)/ CFO
DIN:08536589


(Vijay Goel)
Chairman & Managing Director
DIN:08073656

As Per Our Report Of Even Date Attached
FOR S.N. Kapur & Associates
Chartered Accountants
FRN 001545C of ICAI


(Avichal SN Kapur)
Partner
Membership No.: -400460



Date:- 10/06/2021

Place:- Lucknow

THDC INDIA LIMITED
Consolidated STATEMENT OF PROFIT & LOSS FOR THE PERIOD ENDED 31-March-2021

Amount In Crore ₹

Particulars	Note No.	For the Period Ended 31-Mar-2021		For the Period Ended 31-Mar-2020	
INCOME					
Revenue from Continuing Operations	32		1,796.01		2,123.10
Other Income	33		706.00		282.26
Deferred Revenue on account of Irrigation Component		18.80		63.74	
Less: Depreciation on Irrigation Component	2	18.80	0.00	63.74	0.00
Total Revenue			2,502.01		2,405.36
EXPENSES					
Employee Benefits Expense	34		388.78		360.30
Finance Costs	35		181.93		240.34
Depreciation & Amortisation	2		317.33		576.10
Generation Administration and Other Expenses	36		230.75		239.33
Provision for Bad & Doubtful Debts, CWIP and Stores & Spares	37		0.25		0.00
Total Expenses			1,119.04		1,416.07
Profit Before Regulatory Deferral Account Balances, Exceptional Items and Tax			1,382.97		989.29
Exceptional Items- (Income)/ Expenses- Net			35.65		0.00
Profit Before Tax and Regulatory Deferral Account Balances			1,347.32		989.29
Tax Expenses					
Current Tax	38				
Income Tax			229.60		163.12
Deferred tax- (Asset)/ Liability			68.40		(53.02)
I Profit For The Period before regulatory deferral account balances			1,049.32		879.19
Net Movement in Regulatory Deferral Account Balance Income/ (Expense)- Net of Tax	39		42.83		41.06
I Profit For The Period from continuing operations			1,092.15		920.25
II OTHER COMPREHENSIVE INCOME					
(i) Items that will not be classified to Profit or Loss:					
Re-measurements of the Defined Benefit Plans	40		0.23		(12.47)
Deferred tax on Re-measurements of the Defined Benefit Plans- Deferred Tax Asset/ (Liability)			0.08		(4.35)
Other Comprehensive Income			0.31		(16.82)
Total Comprehensive Income (I+II)			1,092.46		903.43
Profit attributable to					
Owners of the parent			1,092.22		920.25
Non-controlling interests			(0.07)		0.00
Total			1,092.15		920.25
Other Comprehensive Income attributable to					
Owners of the parent			0.31		(16.82)
Total			-0.31		(16.82)
Total Comprehensive Income attributable to					
Owners of the parent			1,092.53		903.43
Non-controlling interests			(0.07)		0.00
Total			1,092.46		903.43
Earning per Equity Share (including net movement in regulatory deferral account)					
Basic (₹)			297.94		251.22
Diluted (₹)			297.94		251.14
Earning per Equity Share (excluding net movement in regulatory deferral account)					
Basic (₹)			286.26		240.01
Diluted (₹)			286.26		239.94
Significant Accounting Policies	1				
Disclosures on Financial Instruments and Risk Management	41				
Other Explanatory Notes to Accounts	42				
Note 1 to 42 form integral part of the Accounts					

For and on Behalf of Board of Directors

Ranika
(Rashmi Sharma)
Company Secretary
Membership No.26692

J. Behera
(J. Behera)
Director (Finance)/ CFO
DIN:08536589

Vijay Goel
(Vijay Goel)
Chairman & Managing Director
DIN:08073656

As Per Our Report Of Even Date Attached
FOR S.N. Kapur & Associates
Chartered Accountants
FRN 001545C of ICAI

(Avichal SN Kapur)
Partner
Membership No.:400460



Date:- 10/06/2021

Place:- LUCKNOW

THDC INDIA LIMITED
Consolidated CASH FLOW STATEMENT FOR THE YEAR ENDED 31-March-2021

Amount In Crore ₹


(Figures In Parenthesis Represent Deduction)


PARTICULARS	For the Period Ended 31-Mar-2021	For the Period Ended 31-Mar-2020
A. CASH FLOW FROM OPERATING ACTIVITIES		
Profit Before Exceptional items and Tax	1,382.97	989.29
Adjustments for:-		
Depreciation	317.33	576.10
Depreciation- Irrigation Component	18.80	63.74
Provisions	0.25	-
Late Payment Surcharge	(660.94)	(225.68)
Finance Cost	181.93	240.34
(Profit)/ Loss on Sale of Assets	0.23	(0.24)
Other Comprehensive Income (OCI)	0.23	(12.47)
Prior Period Adjustments through SOCIE	-	-
Net Movement in Regulatory Deferral Account Balance	(42.83)	(41.06)
Exceptional Items	(35.65)	0.00
Tax on Net Movement in Regulatory Deferral Account	(9.07)	(8.69)
Balance	(229.72)	592.04
Cash Flow from Operating profit activities Before Working Capital Changes	1,153.25	1,581.33
Adjustment For :-		
Inventories	(2.78)	(1.82)
Trade Receivables (including unbilled revenue)	712.95	(424.72)
Other Assets	7.88	(471.59)
Loans and Advances (Current + Non Current)	(9.80)	8.90
Minority Interest	0.07	-
Trade Payable and Liabilities	202.48	(46.97)
Provisions (Current + Non Current)	61.70	(47.44)
Net Movement in Regulatory Deferral Account Balance	42.83	41.06
Cash Flow From Operative Activities Before Taxes	2,168.58	638.75
Corporate Tax	(229.60)	(163.12)
Net Cash From Operations (A)	1,938.98	475.63
B. CASH FLOW FROM INVESTING ACTIVITIES		
Change in:-		
Property, Plant & Equipment and CWIP	(1,767.40)	(1,227.21)
Profit/ (Loss) on sale of Assets	(0.23)	0.24
Capital Advances	(327.16)	(373.86)
Net Cash Flow From Investing Activities (B)	(2,094.79)	(1,600.83)
C. CASH FLOW FROM FINANCING ACTIVITIES		
Share Capital (Including Pending Allotment)	-	7.00
Borrowings	1,005.88	1,345.47
Lease Obligations	(2.28)	15.88
Interest and Finance Charges	(181.93)	(240.34)
Late Payment Surcharge	660.94	225.68
Capital Contribution from Non Controlling Interest	2.53	0.00
Dividend & Tax on Dividend	(707.75)	(151.90)
Net Cash Flow From Financing Activities (C)	777.39	1,201.79
D. NET CASH FLOW DURING THE YEAR (A+B+C)	621.58	76.59
E. OPENING CASH & CASH EQUIVALENTS	(1,089.28)	(1,165.87)
F. CLOSING CASH & CASH EQUIVALENTS(D+E)	(467.70)	(1,089.28)

Note:

1. Cash and Cash Equivalents includes Balance with Banks of Nil (Previous year ₹0.58 Crore)which is not available for use by the Corporation.
2. Previous year's figures have been Regrouped / Rearranged / Recast wherever necessary.
3. Reconciliation of Cash & cash Equivalents has been made in Note No 42.21 (a)

For and on Behalf of Board of Directors


 (Rashmi Sharma)
 Company Secretary
 Membership No.26692


 (J. Behera)
 Director (Finance)/ CFO
 DIN:08536589


 (Vijay Goel)
 Chairman & Managing Director
 DIN:08073656

As Per Our Report Of Even Date Attached
 FOR S.N. Kapur & Associates
 Chartered Accountants
 FRN 001545C of ICAI

(Ajayal SN Kapur)
 Partner
 Membership No.: -400460



Date:- 10/06/2021

Place:- LUCKNOW

THDC INDIA LIMITED

STATEMENT OF CHANGES IN EQUITY -
A. Equity Share Capital For The Period Ended 31-March-2021


Particulars	Note No.	Amount In Crore ₹	
		As at 31-Mar-2021	
		Amount	
Balance at the beginning of reporting period			3,665.88
Changes in equity share capital during the period			0.00
Closing Balance at the end of the reporting period			3,665.88

B. Other Equity For The Period Ended 31-March-2021

Particulars	Note No.	Share Application Money Pending Allotment	Reserve & Surplus 01-Apr-2020 To 31-Mar-2021		Other Comprehensive Income Actuarial Gain/ (Loss)	Total	Non-controlling Interests	Total
			Retained Earnings	Debtore Redemption Reserve & Others				
Opening Balance (I)		0.00	5,845.53	39.00	(17.95)	5,866.58	0.00	5,866.58
Profit For The period			1,092.22			1,092.22	(0.07)	1,092.15
Other Comprehensive Income					0.31	0.31		0.31
Total Comprehensive Income			1,092.22		0.31	1,092.53	(0.07)	1,092.46
Equity Contribution by Non- Controlling Interest							2.60	
Dividend			707.75			707.75		707.75
Tax On Dividend			0.00			0.00		0.00
Transfer to Retained Earnings (II)			384.47			384.78		384.71
Transferred/ Adjustment to/from Debtore Redemption Reseve (III)			(40.50)			(40.50)		(40.50)
Debtore Redemption Reserve Addition/ (Utilised/ Adjusted) during the period (IV)				40.50		40.50		40.50
Closing Balance (I+II+III+IV)		0.00	6,189.50	79.50	(17.64)	6,251.36	2.53	6,251.29


For and on Behalf of Board of Directors


(Rashmi Sharma)
Company Secretary
Membership No.26692


(J. Behera)
Director (Finance) CFO
DIN:08536589


(Vijay Goel)
Chairman & Managing Director
DIN:08073656

As Per Our Report Of Even Date Attached
FOR S.N. Kapur & Associates
Chartered Accountants
FRN 001545C of ICAI


(Avichal SN Kapur)
Partner
Membership No.:400460



Date:- 10.06.2021

Place:- Lucknow

THDC INDIA LIMITED

A. Equity Share Capital For The Period Ended 31-March-2020

Amount In Crore ₹

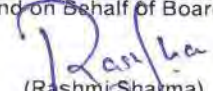
Particulars	Note No.	As at 31-Mar-2020 Amount
Balance at the beginning of reporting period		3,654.88
Changes in equity share capital during the period		11.00
Closing Balance at the end of the reporting period		3,665.88


B. Other Equity For The Period Ended 31-March-2020

Amount In Crore ₹

	Share Application Money Pending Allotment	Reserve & Surplus 01-Apr-2019 To 31-Mar-2020		Other Comprehensive Income Acturial Gain/ (Loss)	Total	Non-controlling Interests	Total
		Retained Earnings	Debenture Redemption Reserve & Others				
Opening Balance (I)	4.00	5,071.18	45.00	(1.12)	5,119.06	0.00	5,119.06
Profit For The Year		920.25			920.25	0.00	920.25
Other Comprehensive Income				(16.82)	(16.82)		(16.82)
Total Comprehensive Income		920.25		(16.82)	903.43	0.00	903.43
Equity Contribution by Non- Controlling Interest						0.00	
Dividend		126.00			126.00		126.00
Tax On Dividend		25.90			25.90		25.90
Transfer to Retained Earnings (II)		768.35			751.53		751.53
Transferred to Debenture Redemption Resreve		6.00			6.00		6.00
(III) Debenture Redemption Reserve Addition/ (Utilised) during the year (IV)				(6.00)	(6.00)		(6.00)
Share Capital Pending Allotment Deposited/ (Allotted) during the Year (V) (Net)	(4.00)				(4.00)		(4.00)
Closing Balance (I+II+III+IV+V)	0.00	5,845.53	39.00	(17.94)	5,866.59	0.00	5,866.59


For and on Behalf of Board of Directors


(Rashmi Sharma)
Company Secretary
Membership No.26692


(J. Behera)
Director (Finance)/ CFO
DIN:08536589


(Vijay Goel)
Chairman & Managing Director
DIN:08073656

As Per Our Report Of Even Date Attached
FOR S.N. Kapur & Associates
Chartered Accountants
FRN 001545C of ICAI


(Anchal SN Kapur)
Partner
Membership No.:400460



Date:- 10.06.2021

Place:- LUCKNOW

Note -1 Company Information and Significant Accounting Policies

A. Group Information and Significant Accounting Policies

THDC Limited (the 'Company' or 'Parent Company') is a Company domiciled in India and limited by shares (CIN: U45203UR1988GOI009822) and is a Subsidiary of NTPC Limited. The shares of the Company are held by NTPC Limited (74.496%) and Government of Uttar Pradesh (25.504%). The Bonds of the Company are listed on National Stock Exchange of India Limited (NSE) and BSE Limited in India. The address of the Company's registered office is Bhagirathi Bhawan (Top Terrace) Bhagirathipuram, Tehri, Tehri Garhwal - 249001, Uttarakhand. The Group is primarily involved in the generation and sale of bulk power to State Power Utilities. Other business includes providing consultancy services.

B. Basis of preparation

- 1.1 These Consolidated financial statements have been prepared on going concern basis following accrual system of accounting and comply with the Indian Accounting Standards (Ind AS) prescribed under Section 133 of the Companies Act, 2013 read with the Companies (Indian Accounting Standards) Rules, 2015 as amended, and other provisions of the Companies Act, 2013 (to the extent notified and applicable) and the provisions of the Electricity Act, 2003 to the extent applicable.

These Consolidated financial statements were authorized for issue by the Board of Directors on 09-06-2021.

- 1.2 These Consolidated financial statements are presented in Indian Rupees (INR), which is the Company's functional currency. All financial information presented in INR has been rounded to the nearest Lakhs, except as stated otherwise.

C. Significant Accounting Policies

1. Estimates & Assumptions

The preparation of financial statements requires estimates and assumptions that affect the reported amount of assets, liabilities, revenue and expenses during the reporting period. Although such estimates and assumptions are made on a reasonable and prudent basis taking into account all available information, actual results could differ from these estimates and assumptions. Such differences are recognized in the year in which the actual results are crystallized.

2. Basis of consolidation

The financial statements of subsidiary company is drawn up to the same reporting date as of the Company for the purpose of consolidation.

Subsidiary

Subsidiary is entity over which the Group has control. The Group controls an entity when the Group is exposed to, or has rights to, variable returns from its involvement with the entity and has the ability to affect those returns through its power to direct the relevant activities of the investee. Subsidiary is fully consolidated from the date on which control is acquired by the Group and are continued to be consolidated until the date that such control ceases.

The Group combines the financial statements of the parent and its subsidiary line by line adding together like items of assets, liabilities, equity, income and expenses. Intercompany transactions, balances and unrealized gains on



transactions between Group companies are eliminated. Unrealized losses are also eliminated unless the transaction provides evidence of an impairment of the transferred asset. When necessary, adjustments are made to the financial statements of subsidiaries to bring their accounting policies in line with Group's accounting policies.

Non-controlling interests (NCI) in the results and equity of subsidiary is shown separately in the consolidated statement of profit and loss, consolidated statement of changes in equity and consolidated balance sheet respectively.

Changes in the Group's equity interest in a subsidiary that do not result in a loss of control are accounted for as equity transactions.

When the Group loses control over a subsidiary, it derecognizes the assets and liabilities of the subsidiary, and any related NCI and other components of equity. Any interest retained in the former subsidiary is measured at fair value at the date the control is lost. Any resulting gain or loss is recognized in statement of profit and loss. All amounts previously recognized in other comprehensive income in relation to that subsidiary are accounted for as if the Group had directly disposed of the related assets and liabilities of the subsidiary i.e. reclassified to consolidated statement of profit and loss or transferred to equity as specified by applicable Ind AS. This fair value becomes the initial carrying amount for the purposes of subsequently accounting for the retained interest as an associate, joint venture or financial asset.

3. Property Plant & Equipment (PPE)

3.1 Property, Plant and Equipment (PPE) up to March 31, 2015 were carried in the Balance Sheet in accordance with Indian GAAP. The Company has elected to avail exemption as granted by the Ind AS 101- First time adoption of Ind AS to regard these amounts as deemed cost at the date of the transition to Ind AS (i.e. as on April 1, 2015) for the purpose of fair value as prescribed in the Ind AS.

3.2 PPE are initially measured at cost of acquisition / construction including decommissioning or restoration cost wherever required. Assets and systems common to more than one generating unit are capitalized on the basis of engineering estimates/ assessments. The cost includes expenditure that is directly attributable to the acquisition/construction of the asset. In cases where final settlement of bills with contractors is pending, but the asset is complete and ready for use, capitalization is done on provisional basis subject to necessary adjustments, in the year of final settlement.

3.3 Spares parts, stand-by equipment and servicing equipment meeting the recognition criteria are capitalized. The carrying amount of those spare parts that are replaced is derecognized when no future economic benefits are expected from their use or upon disposal. Other spare parts are carried as inventory and

recognized in the statement of profit and loss on consumption.

3.4 Expenditure on major inspection and overhauls of generating unit is capitalized, when it meets the asset recognition criteria. Any remaining carrying amount of the cost of the previous inspection and overhaul is derecognized.

If the cost of the replaced part or earlier major inspection / overhaul is not available, the estimated cost of similar new parts/major inspection /overhaul is used as an indication to arrive at cost of the existing part/inspection /overhaul component at the time it was acquired or inspection carried out.



- 3.5 An item of PPE is derecognized upon disposal or when no future economic benefits are expected from its use or disposal. Any gain or loss arising on derecognition of the asset (calculated as the difference between the net disposal proceeds and the carrying amount of the asset) is included in the Statement of Profit and Loss for the year in which the asset is derecognized.
- 3.6 PPE created on land not belonging to the Company, but under the control and possession of the Company, are included in PPE.
- 3.7 In respect of land acquired through Special Land Acquisition Officer (SLAO)/on right to use, those portions of land are capitalized which are utilized/intended to be utilized for construction of buildings and infrastructural facilities of the Company. Other lands acquired including lands under submergence are accounted for as per their use.

Cost of land acquired through SLAO is capitalized on the basis of compensation paid through SLAO or directly by the Company.

Payments made/liabilities created provisionally towards compensation, rehabilitation of the oustees and other expenses relatable to land in possession are treated as cost of land.

4. Capital work in progress

- 4.1 Expenditure incurred on assets under construction (including a project) is carried at cost under Capital work in Progress. Such costs comprise purchase price of asset including import duties, non-refundable taxes (after deducting trade discounts and rebates) and costs that are directly attributable to bring the asset to the location and condition necessary for it to be capable of operating in the manner intended by management.
- 4.2 Cost incurred towards lease amount and rent on right-of-use land and compensation for land and properties etc. used for submergence and other purposes (such as re-settlement of oustees, construction of new Township, afforestation, expenses on maintenance and other facilities in there-settlement colonies until takeover of the same by the local authorities etc.) and where construction of such alternative facilities is a specific pre-condition for the acquisition of the land for the purpose of the project, is carried forward in the Capital Work in Progress (Rehabilitation). The said asset is capitalized as Land under submergence from the date of commercial operation.
- 4.3 Deposit works are accounted for on the basis of statements of account received from the Agencies concerned.
- 4.4 In respect of supply-cum-erection contracts, the value of supplies received at site is treated as Capital-Work-in-Progress.
- 4.5 Claims for price variation in case of contracts are accounted for on acceptance.
- 4.6 Cost directly attributable to projects under construction include costs of employee benefits, expenditure in relation to survey and investigation activities of the projects, cost of site preparation, initial delivery and handling charges, installation and assembly costs, professional fees, depreciation on assets used in construction of project, and other costs attributable to construction of projects. Such costs are allocated on systematic basis over Construction projects/Capital Work in Progress.

5. Development expenditure on coalmines



5.1 Once proved reserves are determined and development of mines/project is sanctioned, exploration and evaluation assets are transferred to 'Development of coal mines' under Capital work-in progress.

6. Intangible Assets

6.1 Upto March 31, 2015, Intangible assets were carried in the Balance Sheet in accordance with Indian GAAP. The Company has elected to avail the exemption granted under Ind AS 101, "First time adoption of Ind AS" to regard those amounts as deemed cost at the date of the transition to Ind AS (i.e. as on April 1, 2015).

6.2 Intangible assets acquired separately are measured on initial recognition at cost. After initial recognition, intangible assets are carried at cost less any accumulated amortization and accumulated impairment losses.

6.3 Software (not being an integral part of the related hardware) acquired for internal use, is stated at cost of acquisition less accumulated amortization and impairment losses if any.

6.4 An item of Intangible asset is derecognized upon disposal or when no future economic benefits are expected from its use or disposal. Gains or losses arising from de-recognition of an intangible asset are recognized in the Statement of Profit and Loss of the year in when the asset is derecognized.

7. Foreign Currency Transactions

7.1 The Company has elected to avail the exemption available under Ind AS 101, First time adoption of Ind AS with regard to continuation of policy for accounting of exchange differences arising from translation of long-term foreign currency monetary liabilities. Accordingly, exchange differences arising on settlement or translation of monetary items are recognized in the statement of profit and loss in the year in which it arises with the exception that exchange differences on long term monetary items related to acquisition of property, plant and equipment recognized up to 31 March 2016 are adjusted to the carrying cost of PPE.

7.2 Transactions in foreign currency are initially recorded at exchange rate prevailing on the date of transaction. At the balance sheet date, foreign currency monetary items are reported using the closing rate. Non-monetary items denominated in foreign currency are reported at the exchange rate ruling at the date of transaction.

8. Fair Value Measurement

8.1 Fair value is the price that would be received to sell an asset or paid to transfer a liability in an orderly transaction between market participants at the measurement date. Normally at initial recognition, the transaction price is the best evidence of fair value.

8.2 However, when the Company determines that transaction price does not represent the fair value, it uses inter-alia valuation techniques that are appropriate in the circumstances and for which sufficient data are available to measure fair value, maximizing the use of relevant observable inputs and minimizing the use of unobservable inputs.

8.3 All financial assets and financial liabilities for which fair value is measured or disclosed in the financial statements are categorized within the fair value hierarchy. This categorization is based on the lowest level input that is significant

K. S. K.



to the fair value measurement as a whole:

Level 1 - Quoted (unadjusted) market prices in active markets for identical assets or liabilities.

Level 2 - Valuation techniques for which the lowest level input that is significant to the fair value measurement is directly or indirectly observable.

Level 3 - Valuation techniques for which the lowest level input that is significant to the fair value measurement is unobservable.

- 8.4 Financial assets and financial liabilities are recognized at fair value on a recurring basis. The Company reviews the fair value techniques as to be adopted at the end of each reporting period and determines the fair value accordingly applying any of the levels specified above deemed suitable.

9. Financial assets other than investment in subsidiaries and joint ventures.

- 9.1 A financial asset includes inter-alia any asset that is cash, contractual obligation to receive cash or another financial asset or to exchange financial asset or financial liability under condition that are potentially favorable to the Company. A financial asset is recognized under the circumstances when the Company becomes a party to the contractual provisions of the instrument.

- 9.2 Financial assets of the Company comprise cash and cash equivalents, Bank Balances, Advances to employees, security deposit, claims recoverable etc.

- 9.3 Based on existing business model of the company and contractual cash flow characteristics of the financial assets, classifications have been made as follows:

- 1.) Financial Assets at amortized cost,
- 2.) Financial Assets at fair value through other comprehensive income, and
- 3.) Financial Assets at fair value through Profit / Loss

- 9.4 **Initial recognition and measurement:-** All financial assets except trade receivables are recognized initially at fair value including the transaction costs that are attributable to the acquisition of the financial asset. Transaction costs of financial assets carried at fair value through profit or loss are expensed in Statement of Profit and Loss. Where transaction price is not the measure of fair value and fair value is determined using a valuation method that uses data from observable market, the difference between transaction price and fair value is recognized in Statement of Profit and Loss and in other cases spread over life of the financial instrument using EIR (Effective Interest Rate) method. EIR is calculated at the end of every reporting period.

- 9.5 The company measures the trade receivables at their transaction price as it does not contain a significant financing component.

- 9.6 **Subsequent measurement:-** After initial measurement, financial assets classified at amortized cost are subsequently measured at amortized cost using EIR method. Amortized cost is calculated by taking into account any discount or premium on acquisition and fees or costs that are an integral part of the EIR. The EIR amortization is included in finance income in the profit or loss.

- 9.7 **De-recognition:-** A financial asset is derecognized when all the cash flows associated with the said financial asset has been realized or such rightshave expired.



10. Cash and cash equivalents

Cash and cash equivalents in the balance sheet comprise cash at banks, cash on hand and short-term deposits with an original maturity of three months or less, which are subject to an insignificant risk of changes in value.

11. Inventories

11.1 Inventories mainly comprise stores and spare parts to be used for maintenance of Property, Plant and Equipments and are valued at costs or net realizable value (NRV) whichever is lower. The cost is determined using weighted average cost formula and NRV is the estimated selling price in the ordinary course of business, less the selling costs necessary to make the sale.

11.2 Carrying amount of inventory is assessed on each reporting date to reflect the same at NRV (Net Realizable Value). In case reduction of the carrying amount, suitable adjustment is made by reducing the carrying amount of the inventory to recognize at NRV and such amount reduced is also recognized as expenses in the Statement of Profit and Loss. Subsequent to reduction in the inventory value in case the NRV increases (upto the original cost), value of inventory is enhanced to recognize at NRV and incremental amount is recognized as income in the Statement of Profit and Loss. All inventory losses occur in natural course of business is recognized as expenses in the Statement of Profit and Loss.

12. Financial liabilities

12.1 Financial liabilities of the Company are contractual obligation to deliver cash or another financial asset to another entity or to exchange financial assets or financial liabilities with another entity under conditions that are potentially unfavorable to the Company.

12.2 The Company's financial liabilities include loans & borrowings, trade and other payables.

12.3 Classification, initial recognition and measurement

12.3.1 Financial liabilities are recognized initially at fair value minus transaction costs that are directly attributable to the issue of financial liabilities and subsequently measured at amortized cost. Difference arising if any, between the proceeds (net of transaction costs) and the fair value at initial recognition is recognized in the Statement of Profit and Loss or in the "Expenditure Attributable to Construction" if another standard permits inclusion of such cost in the carrying amount of an asset over the period of the borrowings using the effective rate of interest.

12.3.2 Borrowings are classified as current liabilities unless the company has an unconditional right to defer settlement of the liability for at least 12 months after the reporting period.

12.4 Subsequent measurement

12.4.1 After initial recognition, financial liabilities are subsequently measured at amortized cost using the EIR method. EIR is calculated at the end of every reporting period Gains and losses are recognized in Statement of Profit and Loss when the liabilities are derecognized as well as through the EIR amortization process.

12.4.2 Amortized cost is calculated by taking into account any discount or premium on acquisition and fees or costs that are an integral part of the EIR. The EIR amortization is included as finance costs in the statement of profit and loss.



12.5 De-recognition A financial liability is derecognized when the obligation under the liability is discharged or cancelled or expires.

13. Government Grants

13.1 Grants-in-Aid received from the Central/State Government/ other authorities towards capital expenditure is treated initially as non-operating deferred income under noncurrent liability and subsequently adjusted as income in the same proportion as the depreciation written off on the assets acquired out of such contribution/grants-in-aid.

14. Provisions, Contingent Liabilities and Contingent Assets

14.1 Provisions are recognized when the Company has a present legal or constructive obligation as a result of a past event and it is probable that an outflow of resources embodying economic benefits will be required to settle the obligation and a reliable estimate can be made of the amount of the obligation. Such provisions are determined based on management estimate of the amount required to settle the obligation at the balance sheet date.

14.2 Contingent liabilities are disclosed on the basis of judgment of management/ independent experts. These are reviewed at each balance sheet date and reflected in the financial statements using current estimates made by the management.

14.3 Contingent assets are disclosed in the financial statements when inflow of economic benefits is probable.

15. Revenue Recognition and Other Income

15.1 Under Ind AS 115, revenue is recognized when the entity satisfies a performance obligation by transferring promised goods or services to a customer. An asset is transferred when control is transferred that is either over time or at a point in time. The company recognizes revenue in respect of amounts to which it has a right to invoice.

15.2 Sale of energy is accounted for as per final tariff notified by Central Electricity Regulatory Commission (CERC). In case of Power Station where final tariff is not notified, recognition of revenue is based on the parameters and method provided in the applicable Regulations framed by the appropriate authority i.e. CERC. The recognition of Revenue would be independent of the Provisional Rate adopted for the purpose of collection pending notification of 'Annual Fixed Charges' by CERC.

Recovery/refund towards foreign currency variation in respect of foreign currency loans are accounted for on year to year basis.

15.3 Amount realized from sale of power as generated from Wind Power Projects has been recognized as Revenue from operation in compliance with Ind AS 115 and Assets have been recognized as owned assets of the company in compliance with Ind AS16.

15.4 Adjustments arising out of finalization of Regional Energy Account (REA), which may not be material, are effected in the year of respective finalization.

15.5 Incentive/disincentives are accounted for based on the applicable norms notified/approved by the Central Electricity Regulatory Commission or agreements with the beneficiaries. In case of Power Stations where the same have not been notified / approved / agreed with beneficiaries, incentives/disincentives are accounted for on provisional basis.



- 15.6 Advance against depreciation being considered as deferred income up to 31 March 2009 is recognised as sales on straight line basis over balance useful life of 28 years after completion of 12 years from the date of commercial operation of the project, considering the total useful life of the project as 40 years.
- 15.7 Income from consultancy work is accounted for on the basis of actual progress/technical assessment of work executed or cost reimbursable in line with terms of respective consultancy contracts.
- 15.8 Late Payment Surcharge recoverable from trade receivables for sale of energy and liquidated damages/warranty claims are recognized when no significant uncertainty as to measurability or collectivity exists.
- 15.9 Interest earned on advances to contractors as per the terms of contract, are reduced from the cost incurred on construction of the respective asset by credit to related Capital Work-in-Progress Account.
- 15.10 Value of scrap is accounted for at the time of sale.
- 15.11 Insurance claims for loss of profit are accounted for in the year of acceptance. Other insurance claims are accounted for based on certainty of realization.

16. Expenditure

- 16.1 Prepaid expenses of ₹ 5,00,000/- or below in each case, are accounted for in their natural heads of accounts.
- 16.2 Material prior period errors are corrected retrospectively by restating the comparative amounts for the prior periods presented in which error occurred. If the error occurred before the earliest period presented, opening balances of assets, liabilities and equity for the earliest period presented, are restated.
- 16.3 Net income/expenditure prior to Commercial operation is adjusted directly in the cost of related assets and systems.
- 16.4 Preliminary expenses on account of new projects incurred prior to approval of feasibility report are charged to revenue.
- 16.5 Amount at appropriate % of profit of previous year as prescribed under DPE guideline is set aside as non-lapsable fund for Research & Development.
- 16.6 Expenditure on CSR activities shall be made as per the provisions of Section 135 of the Companies Act 2013. Any unspent amount shall be set aside as non-lapsable fund as per DPE guidelines.
- 16.7 Provision for doubtful debts / advances / claims outstanding over three years (except Government dues) is made unless the amount is considered recoverable as per management estimate. However, Debts / advances / claims shall be written off on case to case basis when unreliability is finally established.

17. Employee benefits

- 17.1 The company has established a separate Trust for administration of Provident Fund, employees defined contribution superannuation scheme for providing pension and post retirement medical benefit. The company's contribution to the Funds is charged to expenditure. The liability of the company in respect of shortfall (if any) in interest on investments made by PF Trust is ascertained and provided annually on actuarial valuation at the yearend.
- 17.2 Liability for employee benefits in respect of gratuity, leave encashment and post retirement medical benefits, baggage allowance, financial package for dependent



of deceased employees etc. as defined in Ind AS-19 is accounted for on accrual basis based on actuarial valuation determined as at the year end.

- 17.3 Re-measurements comprising of actuarial gains and losses, the effect of the asset ceiling, excluding amounts included in net interest on the net defined benefit liability and the return on plan assets (excluding amounts included in net interest on the net defined benefit liability), are recognized immediately in the OCI in the period in which they occur. Re-measurements are not reclassified to profit or loss in subsequent periods.

18. Borrowing Cost

- 18.1 Borrowing costs that are directly attributable to the acquisition, construction/exploration/ development or erection of qualifying assets are capitalized as part of cost of such asset until such time the assets are substantially ready for their intended use. Qualifying assets are assets which necessarily take substantial period of time to get ready for their intended use or sale.
- 18.2 When the Company borrows funds specifically for the purpose of obtaining a qualifying asset, the borrowing costs incurred are capitalized. When Company borrows funds generally and uses them for the purpose of obtaining a qualifying asset, the capitalization of the borrowing costs is computed based on the weighted average cost of all borrowings that are outstanding during the period and used for the acquisition, construction/exploration or erection of the qualifying asset. However, borrowing costs applicable to borrowings made specifically for the purpose of obtaining a qualifying asset, are excluded from this calculation, until substantially all the activities necessary to prepare that asset for its intended use or sale are complete.

Such borrowing costs are apportioned on the average balance of capital work in progress for the year. Other borrowing costs are recognized as expenses in the period in which they are incurred.

19. Depreciation & Amortization

- 19.1 Depreciation on additions to /deductions from Property, Plant & Equipment during the year is charged on pro-rata basis from / up to the date on which the asset is ready for use /disposal.
- 19.2 Depreciation is charged on straight-line method following the rates notified by the Central Electricity Regulatory Commission (CERC) for the purpose of fixation of tariff. In case of addition and change in cost of asset due to increase/decrease in long-term liability on account of exchange fluctuations, award of Courts, etc, revised unamortized depreciable amount is provided prospectively over the residual useful life of the asset.
- 19.3 Laptops provided to employees under Laptop scheme for official purpose are being written off over a period of four year with nil salvage value. The Depreciation on these items is charged @25% pa on straight line basis.
- 19.4 Temporary erections are depreciated fully (100%) in the year of acquisition /capitalization by retaining 1/- as WDV
- 19.5 In respect of Assets costing up to ₹ 5000/- but more than ₹ 1500/- (excluding immovable assets) 100% depreciation is provided in the year of purchase.
- 19.6 Low value items costing up to ₹ 1500/-, which are in the nature of assets are not capitalized and charged to revenue



- 19.7 Cost of Right-of-use Land is amortized over the lease period or life of related project, whichever is less.
- 19.8 Cost of computer Software is recognized as intangible asset and amortized on straight line method over a period of legal right to use or 3 years, whichever is earlier.
- 19.9 Spares parts procured along with the Plant & Machinery or subsequently which are capitalized and added in the carrying amount of such item are depreciated over the residual useful life of the related plant and machinery at the rates and methodology notified by CERC.

20. Impairment of non-financial assets other than inventories

- 20.1 The asset is treated as impaired, when carrying cost of assets exceeds its recoverable amount. An impaired loss is charged to Statement of Profit and Loss in the year in which an asset is identified as impaired. The impairment loss recognized in prior accounting periods is reversed if there is a change in the estimate of the recoverable amount.

21. Leases

- 21.1 The Company assesses whether a contract contains a lease, at inception of a contract. A contract is, or contains, a lease if the contract conveys the right to control the use of an identified asset for a period of time in exchange for consideration. To assess whether a contract conveys the right to control the use of an identified asset, the Company assesses whether:

- (1) the contract involves the use of an identified asset
- (2) the Company has substantially all of the economic benefits from use of the asset through the period of the lease and
- (3) the Company has the right to direct the use of the asset.

At the date of commencement of the lease, the Company recognizes a right-of-use asset and a corresponding lease liability for all lease arrangements in which it is a lessee, except for:

- a) leases with a term of twelve months or less (short-term leases) and
- b) low value leases. For these short-term and low value leases, the Company recognizes the lease payments as an operating expense on a straight line basis over the term of the lease.

Certain lease arrangements include the options to extend or terminate the lease before the end of the lease term. Right-of use assets and lease liabilities include these options when it is reasonably certain that they will be exercised.

The right-of-use assets are initially recognized at cost, which comprises the initial amount of the lease liability adjusted for any lease payments made at or prior to the commencement date of the lease plus any initial direct costs less any lease incentives. They are subsequently measured at cost less accumulated depreciation and impairment losses.

Right-of-use assets are depreciated from the commencement date on a straight-line basis over the shorter of the lease term and useful life of the underlying asset, if the lease transfers ownership of the underlying asset by the end of lease term or if the cost of right-of-use assets reflects that the purchase option will be exercised. Otherwise, Right-of-use assets are depreciated /amortized from the commencement date on a straight-line basis over the shorter of the lease term and



useful life of the underlying asset.

Right of use assets are evaluated for recoverability whenever events or changes in circumstances indicate that their carrying amounts may not be recoverable. For the purpose of impairment testing, the recoverable amount (i.e. the higher of the fair value less cost to sell and the value-in-use) is determined on an individual asset basis unless the asset does not generate cash flows that are largely independent of those from other assets. In such cases, the recoverable amount is determined for the Cash Generating Unit (CGU) to which the asset belongs.

The lease liability is initially measured at amortized cost at the present value of the future lease payments. The lease payments are discounted using the interest rate implicit in the lease or, if not readily determinable, using the incremental borrowing rate. Lease liabilities are re-measured with a corresponding adjustment to the related right of use asset if the Company changes its assessment whether it will exercise an extension or a termination option.

22. Income taxes

Income tax expense comprises of current and deferred tax. Tax is recognized in the Statement of Profit and Loss, except to the extent that it relates to items recognized directly in equity or other comprehensive income. In this case the tax is also recognized directly in equity or in other comprehensive income.

22.1 Current Income Tax

The current tax is based on taxable profit for the year under the Income Tax Act, 1961. The current income tax charge is calculated on the basis of the tax laws enacted or substantively enacted at the balance sheet date in India where the Company operates and generates taxable income.

22.2 Deferred Tax

22.2.1 Deferred tax is recognized based upon balance sheet approach. Differences between the carrying amounts of assets and liabilities in the company's financial statements and the corresponding tax bases used in the computation of taxable profit are accounted for using the balance sheet method. Deferred tax liabilities are generally recognized for all taxable temporary differences, and deferred tax assets are generally recognized for all deductible temporary differences, unused tax losses and unused tax credits to the extent that it is probable that future taxable profits will be available against which those deductible temporary differences, unused tax losses and unused tax credits can be utilized. Such assets and liabilities are not recognized if the temporary difference arises from the initial recognition of an asset or liability in the instances where the transaction affects neither the taxable profit or loss nor the accounting profit or loss.

22.2.2 The carrying amount of deferred tax assets is reviewed at each balance sheet date and reduced to the extent that it is no longer probable that sufficient taxable profits will be available against which the temporary differences can be utilized.

Deferred tax assets and liabilities are measured at the tax rates that are expected to apply in the period in which the liability is settled or the asset realized, based on tax rates (and tax laws) that have been enacted or substantively enacted by the balance sheet date. The measurement of deferred tax liabilities and assets reflects the tax consequences that would follow from the manner in which the Company expects, at the reporting date, to recover or settle the carrying amount of its assets and liabilities.

22.2.3 Deferred tax is recognized in the Statement of Profit and Loss except to the extent



that it relates to items recognized directly in other comprehensive income or equity, in which case it is recognized in other comprehensive income or equity. Deferred tax assets and liabilities are offset when there is a legally enforceable right to offset current tax assets against current tax liabilities, and when the deferred income tax assets and liabilities relate to income taxes levied by the same taxation authority on either the taxable entity or different taxable entities where there is an intention to settle the balances on a net basis.

The deferred tax for the current period to the extent it forms part of current tax in the future years and affects the computation of return on equity (ROE), an element of tariff computation as per CERC Regulation is debited / credited to regulatory deferral account balance.

- 22.2.4 When there is uncertainty regarding income tax treatments, the Company assesses whether a tax authority is likely to accept an uncertain tax treatment. If it concludes that the tax authority is unlikely to accept an uncertain tax treatment, the effect of the uncertainty on taxable income, tax bases and unused tax losses and unused tax credits is recognized. The effect of the uncertainty is recognized using the method that, in each case, best reflects the outcome of the uncertainty: the most likely outcome or the expected value. For each case, the Company evaluates whether to consider each uncertain tax treatment separately, or in conjunction with another or several other uncertain tax treatments, based on the approach that best prefixes the resolution of uncertainty.

23. Statement of Cash Flows

- 23.1 Statement of cash flows is prepared in accordance with the indirect method prescribed in the Ind AS 7. Cash and cash equivalents for the purpose of Statement of cash flows is inclusive of cash on hand, deposits held at call with financial institutions, other short-term, highly liquid investments with original maturities of three months or less that are readily convertible to known amounts of cash and which are subject to an insignificant risk of changes in value, and bank overdrafts. However, for Balance Sheet presentation, Bank overdrafts are shown within borrowings in current liabilities in the balance sheet.

24. Current versus non-current classification-

The Company presents assets and liabilities in the Balance Sheet based on current/non-current classification.

- 24.1 An asset is classified as current when it is:

- Expected to be realized or intended to be sold or consumed in the normal operating cycle
- Held primarily for the purpose of trading
- Expected to be realised within twelve months after the reporting period, or
- Cash or cash equivalent unless restricted from being exchanged or used to settle a liability for at least twelve months after the reporting period.

All other assets are classified as non-current.

- 24.2 A liability is classified as current when it is

- Expected to be settled in the normal operating cycle
- Held primarily for the purpose of trading
- Due to be settled within twelve months after the reporting period, or



- Having no unconditional right to defer the settlement of the liability for at least twelve months after the reporting period.

All other liabilities are classified as non-current.

24.3 Deferred tax assets and liabilities are classified as non-current.

25. Regulatory deferral account balances

25.1 Expense/Income recognized in the statement of Profit and Loss to the extent recoverable from or payable to the beneficiaries in subsequent periods as per CERC Tariff regulations are recognized as "Regulatory Deferral Account Balances".

25.2 These Regulatory Deferral Account Balances are adjusted from the year in which the same become recoverable from or payable to the beneficiaries.

25.3 Regulatory Deferral Account Balances are evaluated at each balance sheet date to ensure that the underlying activities meet the recognition criteria and it is probable that future economic benefits associated with such balances will flow to the entity. If these criteria are not met, the Regulatory Deferral Account Balances are derecognized.

26. Earnings per share

26.1 Basic earnings per equity share is computed by dividing the net profit or loss attributable to equity shareholders of the Company by the weighted average number of equity shares outstanding during the financial year. Diluted earnings per equity share is computed by dividing the net profit or loss attributable to equity shareholders of the Company by the weighted average number of equity shares considered for deriving basic earnings per equity share and also the weighted average number of equity shares that could have been issued upon conversion of all dilutive potential equity shares.

The number of equity shares and potentially dilutive equity shares are adjusted retrospectively for all periods presented for any bonus shares issued during the financial year. Basic and diluted earnings per equity share are also computed using the earnings amounts excluding the movements in regulatory deferral account balances.

27. Dividends

27.1 Dividends and interim dividends payable to the Group's shareholders are recognized as changes in equity in the period in which they are approved by the shareholders and the Board of Directors respectively.

28. Operating Segments

28.1 In accordance with Ind AS 108, the operating segments used to present segment information are identified on the basis of internal reports used by the Group's management to allocate resources to the segments and assess their performance. The Board of Directors is collectively the Group's 'Chief Operating Decision Maker' or 'CODM' within the meaning of Ind AS 108. The indicators used for internal reporting purposes may evolve in connection with performance assessment measures put in place.

Segment results that are reported to the CODM include items directly attributable to a segment as well as those that can be allocated on a reasonable basis. Unallocated items comprise mainly corporate expenses, finance costs, income tax expenses and corporate income.



Revenue directly attributable to the segments is considered as segment revenue. Expenses directly attributable to the segments and common expenses allocated on a reasonable basis are considered as segment expenses.

Segment capital expenditure is the total cost incurred during the period to acquire property, plant and equipment, and intangible assets other than goodwill.

Segment assets comprise property, plant and equipment, intangible assets, trade and other receivables, inventories and other assets that can be directly or reasonably allocated to segments. For the purpose of segment reporting, property, plant and equipment have been allocated to segments based on the extent of usage of assets for operations attributable to the respective segments. Segment assets do not include investments, income tax assets, capital work in progress, capital advances, corporate assets and other current assets that cannot reasonably be allocated to segments.

Segment liabilities include all operating liabilities in respect of a segment and consist principally of trade and other payables, employee benefits and provisions. Segment liabilities do not include equity, income tax liabilities, loans and borrowings and other liabilities and provisions that cannot reasonably be allocated to segments.

Electricity generation is the principal business activity of the Group. Project Management and Consultancy works do not form a reportable segment as per the Ind AS -108 - 'Operating Segments'.

29. Miscellaneous

- 29.1 Each material class of similar items is presented separately in the financial statements. Items of a dissimilar nature or function are presented separately unless they are immaterial.



A handwritten signature in blue ink, consisting of a large, stylized initial 'P' followed by a smaller signature.

THDC INDIA LIMITED

Note :-2

PROPERTY PLANT & EQUIPMENT & INTANGIBLE ASSETS AS AT 31-March-2021

Amount In Crore ₹

Particulars	Gross Block				Depreciation				Net Block	
	As at 01-Apr-2020	Addition During the Period	Sales / Adjustment During the Period	As at 31-Mar-2021	As at 01-Apr-2020	For The Period 01-Apr-2020 To 31-Mar-2021	Sales/ Adjustment During the Period	As at 31-Mar-2021	As at 31-Mar-2021	As at 31-Mar-2020
A. Property Plant & Equipment										
Other Assets										
1. Land Free Hold	38.25	1.58	-	39.83	-	-	-	-	39.83	38.25
2. Land Under Submergence	1,687.50	10.73	-	1,698.23	669.62	38.86	-	708.48	989.75	1,017.88
3. Buildings	1,049.38	19.96	-	1,069.34	287.09	34.41	-	321.50	747.84	762.29
4. Building Temp. Structures	24.39	0.25	-	24.64	24.39	0.11	-	24.50	0.14	-
5. Road, Bridge & Culverts	173.65	13.05	(0.02)	186.68	44.39	7.32	-	51.71	134.97	129.26
6. Drainage, Sewerage & Water Supply	22.35	0.32	-	22.67	9.14	1.10	-	10.24	12.43	13.21
7. Construction Plant & Machinery	24.46	0.01	-	24.47	14.70	1.40	-	16.10	8.37	9.76
8. Generation Plant & Machinery	3,177.93	240.73	(0.02)	3,418.64	1,501.82	106.01	-	1,607.83	1,810.81	1,676.11
9. EDP Machines	18.17	1.51	(0.38)	19.30	11.31	2.47	(0.30)	13.48	5.82	6.86
10. Electrical Installations	45.77	0.78	-	46.55	10.42	1.13	-	11.55	35.00	35.35
11. Transmission Lines	26.66	5.55	-	32.21	16.12	1.32	-	17.44	14.77	10.54
12. Office & Other Equipment	61.17	8.76	(0.06)	69.87	46.98	5.37	(0.05)	52.30	17.57	14.19
13. Furniture & Fixtures	29.06	5.13	(0.04)	34.15	16.61	2.76	-	19.37	14.78	12.45
14. Vehicles	22.53	0.79	-	23.32	10.77	1.72	-	12.49	10.83	11.76
15. Railway Sidings	1.22	-	-	1.22	0.52	0.07	-	0.59	0.63	0.70
16. Hydraulic Works- Dam & Spillways	5,190.62	-	-	5,190.62	3,063.29	105.30	-	3,168.59	2,022.03	2,127.33
17. Hydraulic Works- Tunnel, Penstock, Canals etc	1,606.20	-	-	1,606.20	880.16	29.57	-	909.73	696.47	726.04
Sub Total	13,199.31	309.15	(0.52)	13,507.94	6,607.33	338.92	(0.35)	6,945.90	6,562.04	6,591.98
Figures For Previous Period	12,756.51	444.99	(2.18)	13,199.32	5,959.74	649.26	(1.67)	6,607.33	6,591.99	6,796.77
B. Intangible Assets										
1. Intangible Assets-Software	4.71	0.42	-	5.13	4.51	0.23	-	4.74	0.39	0.20
Sub Total	4.71	0.42	-	5.13	4.51	0.23	-	4.74	0.39	0.20
Figures For Previous Period	4.71	-	-	4.71	3.86	0.65	-	4.51	0.20	0.85
C. Right of Use Assets										
1. Right of Use - Land	384.01	49.04	-	433.05	12.45	15.77	-	28.22	404.83	371.56
2. Right of Use - Building	3.85	0.59	(0.07)	4.37	1.22	1.27	(0.04)	2.45	1.92	2.63
3. Right of Use - Vehicle	7.35	1.51	(0.09)	8.77	0.84	3.94	(0.09)	4.69	4.08	6.51
Sub Total	395.21	51.14	(0.16)	446.19	14.51	20.98	(0.13)	35.36	410.83	380.70
Figures For Previous Period	39.05	356.16	-	395.21	5.68	8.82	-	14.50	380.71	33.37
Detail of Depreciation					Current Year			Previous Year		
Depreciation transferred to EDC					24.00			18.89		
Depreciation transferred to statement of P&L					317.33			576.10		
Depreciation transferred to statement of P&L -Irrigation Contribution from GOUP					18.80	360.13	63.74	658.73		
Fixed Assets Costing More Than ₹1500.00 But Less Than ₹5000.00 Procured and Depreciated Fully During The Year					0.16		0.21			

2.1 The Land measuring 14.37 acres transferred free of cost by Govt. of Uttarakhand for construction of Koteshwar Hydro Electric Project (4x100 MW) to the Company has been accounted for at notional value of ₹1/-.

2.2 The land under submergence has been amortised considering the rate of depreciation provided by the CERC in the tariff regulations and the fact that it will not have any economic value due to deposit of silt and other foreign materials.

2.3 Details regarding title deeds of the land owned by the Company are disclosed vide Note No. 42.5

2.4 Details regarding unauthorized occupants on the land owned by the Company is disclosed vide Note No. 42.6



THDC INDIA LIMITED

Note :-2
PROPERTY PLANT & EQUIPMENT & INTANGIBLE ASSETS AS AT 31-March-2020

Amount In Crore ₹

Particulars	Gross Block				Depreciation				Net Block	
	As at 01-Apr-2019	Addition During the Period	Sales / Adjustment During the Period	As at 31-Mar-2020	As at 01-Apr-2019	For The Period 01-Apr-2019 To 31-Mar-2020	Sales/ Adjustment During the Period	As at 31-Mar-2020	As at 31-Mar-2020	As at 31-Mar-2019
A. Property Plant & Equipment										
Other Assets										
1. Land Free Hold	38.25	-	-	38.25	-	-	-	-	38.25	38.25
2. Land Under Submergence	1,651.32	36.18	-	1,687.50	614.30	55.32	-	669.62	1,017.88	1,037.02
3. Buildings	1,005.15	44.23	-	1,049.38	252.90	34.19	-	287.09	762.29	752.25
4. Building Temp. Structures	24.18	0.21	-	24.39	24.18	0.21	-	24.39	-	-
5. Road, Bridge & Culverts	162.58	11.07	-	173.65	38.40	5.99	-	44.39	129.26	124.18
6. Drainage, Sewerage & Water Supply	22.35	-	-	22.35	7.59	1.55	-	9.14	13.21	14.76
7. Construction Plant & Machinery	22.45	2.17	(0.16)	24.46	13.49	1.31	(0.10)	14.70	9.76	8.96
8. Generation Plant & Machinery	3,051.28	127.14	(0.49)	3,177.93	1,335.02	167.11	(0.31)	1,501.82	1,676.11	1,716.26
9. EDP Machines	16.09	3.46	(1.38)	18.17	10.05	2.45	(1.19)	11.31	6.86	6.04
10. Electrical Installations	45.77	-	-	45.77	9.14	1.28	-	10.42	35.35	36.63
11. Transmission Lines	25.84	0.82	-	26.66	11.74	4.38	-	16.12	10.54	14.10
12. Office & Other Equipment	58.66	2.58	(0.07)	61.17	29.03	18.00	(0.05)	46.98	14.19	29.63
13. Furniture & Fixtures	26.69	2.40	(0.02)	29.07	12.30	4.31	-	16.61	12.46	14.39
14. Vehicles	20.73	1.86	(0.06)	22.53	8.74	2.05	(0.02)	10.77	11.76	11.99
15. Railway Sidings	1.22	-	-	1.22	0.45	0.07	-	0.52	0.70	0.77
16. Hydraulic Works- Dam & Spillways	5,184.15	6.47	-	5,190.62	2,789.25	274.04	-	3,063.29	2,127.33	2,394.90
17. Hydraulic Works- Tunnel, Penstock, Canals etc	1,399.80	206.40	-	1,606.20	803.16	77.00	-	880.16	726.04	596.64
Sub Total	12,756.51	444.99	(2.18)	13,199.32	5,959.74	649.26	(1.67)	6,607.33	6,591.99	6,796.77
Figures For Previous Period	12,619.85	139.50	(2.84)	12,756.51	5,327.52	634.67	(2.45)	5,959.74	6,796.77	7,292.33
B. Intangible Assets										
1. Intangible Assets-Software	4.71	-	-	4.71	3.86	0.65	-	4.51	0.20	0.85
Sub Total	4.71	-	-	4.71	3.86	0.65	-	4.51	0.20	0.85
Figures For Previous Period	3.97	0.74	-	4.71	3.64	0.22	-	3.86	0.85	0.33
C. Right of Use Assets										
1. Right of Use - Land	39.05	344.96	-	384.01	5.68	6.77	-	12.45	371.56	33.37
2. Right of Use - Building	-	3.85	-	3.85	-	1.21	-	1.21	2.64	-
3. Right of Use - Vehicle	-	7.35	-	7.35	-	0.84	-	0.84	6.51	-
Sub Total	39.05	356.16	-	395.21	5.68	8.82	-	14.50	380.71	33.37
Figures For Previous Period	39.05	-	-	39.05	3.82	1.86	-	5.68	33.37	35.23
Detail of Depreciation					Previous Year					
Depreciation transferred to EDC					18.89			12.60		
Depreciation transferred to statement of P&L					576.10			555.00		
Depreciation transferred to statement of P&L -Irrigation Contribution from GOUP					63.74	658.73	69.15	636.75		
Fixed Assets Costing More Than ₹1500.00 But Less Than ₹5000.00 Procured and Depreciated Fully During The Year					0.21			0.29		

- 2.1 The Land measuring 14.37 acres transferred free of cost by Govt. of Uttarakhand for construction of Koteshwar Hydro Electric Project (4x100 MW) to the Company has been accounted for at notional value of ₹1/-
 2.2 The land under submergence has been amortised considering the rate of depreciation provided by the CERC in the tariff regulations and the fact that it will not have any economic value due to deposit of silt and other foreign materials.
 2.3 Details regarding title deeds of the land owned by the Company are disclosed vide Note No. 42.5
 2.4 Details regarding unauthorized occupants on the land owned by the Company is disclosed vide Note No. 42.6

Raj



THDC INDIA LIMITED

Note :-3

CAPITAL WORK IN PROGRESS & INTANGIBLE ASSETS UNDER DEVELOPMENT

Amount In Crore ₹

Particulars	Note No.	For the Period Ended 31-Mar-2021				As at 31-Mar-2021
		As at 01-Apr-2020	Addition During The Period 01-Apr-2020 To 31-Mar-2021	Adjustment During the Period 01-Apr-2020 To 31-Mar-2021	Capitalisation During The Period 01-Apr-2020 To 31-Mar-2021	
A. Construction Work In Progress						
Building & Other Civil Works		117.72	39.50	(2.17)	(19.42)	135.63
Roads, Bridges & Culverts		25.04	22.87	(0.01)	(12.94)	34.96
Water Supply Sewerage & Drainage		5.04	0.24	0.94	(0.11)	6.11
Generation Plant And Machinery		1,672.55	998.43	(2.70)	(239.10)	2,429.18
Hydraulic Works, Dam, Spillway, Water Channels, Weirs, Service Gate & Other Hydraulic Works		2,866.39	452.41	(0.11)	-	3,318.69
Afforestation Catchment Area		88.00	-	-	-	88.00
Electrical Installation & Sub-Station Equipments		0.86	0.06	-	-	0.92
Other expenditure directly attributable to project construction		0.00	149.17	0.00	0.00	149.17
Development of Coal Mine		37.61	1.75	0.00	0.00	39.36
Others		3.87	0.65	(0.95)	(0.62)	2.95
Expenditure Pending Allocation						
Survey & Development Expenses		98.09	2.19	(0.23)	-	100.05
Expenditure During Construction	31.1	41.99	251.82	-	-	293.81
Less: Expenditure During Construction allocated/ charged to P&L	31.1	-	218.57	-	-	218.57
Rehabilitation						
Rehabilitation Expenses		67.47	20.48	(0.08)	(12.59)	75.28
Less: Provision for CWIP		34.83	0.00	0.00	0.00	34.83
Total		4,989.80	1,721.00	(5.31)	(284.78)	6,420.71
Figures For Previous Period		4,544.34	1,153.66	7.43	(715.63)	4,989.80

3.1 CWIP mainly constitutes value of ongoing projects under construction such as Tehri PSP, VPHEP & Khurja etc. as the construction work is under process, no impairment arises.



(Handwritten signature)

THDC INDIA LIMITED

Note :-4
NON CURRENT ASSETS- INVESTMENT IN SUBSIDIARY CO.

Particulars	Note No.	Amount In Crore ₹	
		As at 31-Mar-2021	As at 31-Mar-2020
Investment in Subsidiary Co. TUSCO		7.40	0.00
Less: Share Capital allotted by subsidiary Co.-TUSCO		7.40	0.00
TOTAL		0.00	0.00

THDC INDIA LIMITED

Note :-5
NON CURRENT- FINANCIAL ASSETS- LOANS

Particulars	Note No.	Amount In Crore ₹	
		As at 31-Mar-2021	As at 31-Mar-2020
Loans To Employees			
Considered Good- Secured		17.79	16.50
Considered Good- Unsecured		6.99	9.45
Interest Accrued On Loans To Employees			
Considered Good- Secured		23.04	25.49
Considered Good- Un secured		2.06	1.89
Total Loans to Employees		49.88	53.33
Less: Fair valuation Adjustment of secured loans		8.90	11.86
Less: Fair valuation Adjustment of unsecured loans		1.80	2.66
		39.18	38.81
Loans To Directors			
Considered Good- Secured		0.00	0.00
Considered Good- Unsecured		0.05	0.08
Interest Accrued On Loans To Directors			
Considered Good- Secured		0.00	0.00
Considered Good- Unsecured		0.02	0.01
Total Loans to Directors		0.07	0.09
Less: Fair valuation Adjustment of secured loans		0.00	0.00
Less: Fair valuation Adjustment of unsecured loans		0.01	0.01
		0.06	0.08
SUB-TOTAL		39.24	38.89
LESS - Provision For Bad & Doubtful Advances		0.00	0.00
TOTAL - ADVANCES		39.24	38.89
Note :- Due From Directors			
Principal		0.05	0.08
Interest		0.02	0.01
TOTAL		0.07	0.09
Less: Fair Valuation Adjustment		0.01	0.01
		0.06	0.08
Note :- Due From Officers			
Principal		0.01	0.01
Interest		0.01	0.01
TOTAL		0.02	0.02
Less: Fair Valuation Adjustment		0.00	0.00
		0.02	0.02



Handwritten signature/initials in blue ink.

THDC INDIA LIMITED

Note :-6
NON CURRENT- FINANCIAL ASSETS-ADVANCES

Particulars	Note No.	Amount In Crore ₹	
		As at 31-Mar-2021	As at 31-Mar-2020
Advances			
Other Advances (Un Secured) (Advances Recoverable In Cash or In Kind or For Value To Be Received)			
To Employees		0.01	0.01
To Others		0.00	0.00
Deposits			
Other Deposits		0.00	0.00
TOTAL		0.01	0.01

THDC INDIA LIMITED

Note :-7
DEFERRED TAX ASSET

Particulars	Note No.	Amount In Crore ₹	
		As at 31-Mar-2021	As at 31-Mar-2020
Deferred Tax Liability		(29.75)	(29.75)
Deferred Tax Asset		901.14	969.46
Total		871.39	939.71

THDC INDIA LIMITED

Note :-8
NON CURRENT TAX ASSETS

Particulars	Note No.	Amount In Crore ₹	
		As at 31-Mar-2021	As at 31-Mar-2020
Tax Deposited			24.55
TOTAL		32.49	24.55

THDC INDIA LIMITED

Note :-9
OTHER NON CURRENT ASSETS

Particulars	Note No.	Amount In Crore ₹	
		As at 31-Mar-2021	As at 31-Mar-2020
Deferred Employee Cost due to Fair Valuation		10.70	14.53
Sub Total		10.70	14.53
Capital Advances			
Unsecured			
i) Against Bank Guarantee (Bank Guarantee of ₹ 951.57 Crore)		858.38	933.55
ii) Rehabilitation & Resettlement and payment to various Government agencies		423.88	287.46
iii) Others		579.26	393.88
iv) Accrued Interest On Advances		157.39	77.49
Less: Provision for Doubtful Advances		123.39	124.02
SUB TOTAL - CAPITAL ADVANCES		1,895.52	1,568.36
TOTAL		1,906.22	1,582.89



THDC INDIA LIMITED

Note :-10
INVENTORIES

Particulars	Note No.	Amount In Crore ₹	
		As at 31-Mar-2021	As at 31-Mar-2020
Inventories			
(At Cost Determined On Weighted Average Basis or Net Realizable Value Whichever is Lower)			
Other Civil And Building Material		1.68	1.00
Mechanical and Electrical Stores & Spares		28.92	28.35
Others (including Stores & Spares)		4.44	3.01
Material Under Inspection (Valued At Cost)		0.17	0.09
		35.21	32.45
Less: Provision For other stores		0.27	0.03
TOTAL		34.94	32.42

THDC INDIA LIMITED

Note :-11
TRADE RECEIVABLES

Particulars	Note No.	Amount In Crore ₹	
		As at 31-Mar-2021	As at 31-Mar-2020
(i) Debts Outstanding Over Six Months (Net)			
Unsecured, Considered Good		448.92	1,257.14
Credit Impaired		87.39	100.76
		516.31	1,357.90
Less - Provision For Bad And Doubtful Debts		67.39	100.76
(ii) Other Debts (Net)			
Unsecured, Considered Good		606.56	611.80
Credit Impaired		0.00	0.00
		606.56	611.80
TOTAL		1,055.48	1,868.94

THDC INDIA LIMITED

Note :-12
CASH AND CASH EQUIVALENTS

Particulars	Note No.	Amount In Crore ₹	
		As at 31-Mar-2021	As at 31-Mar-2020
Cash & Cash Equivalents			
Balances With Banks (Including Auto sweep Deposit with Banks)		232.29	25.18
Cheques/Drafts on hand		0.01	0.02
TOTAL		232.30	25.20

THDC INDIA LIMITED

Note :-13
BANK BALANCES OTHER THAN CASH AND CASH EQUIVALENTS

Particulars	Note No.	Amount In Crore ₹	
		As at 31-Mar-2021	As at 31-Mar-2020
Other Bank Balances			
Others (Balance with Bank not available for use by the company)		0.00	0.58
TOTAL		0.00	0.58

13.1 Balance with Bank not available for use by the company includes lien balances against LC/ Court Order



THDC INDIA LIMITED

Note :-14
CURRENT- FINANCIAL ASSETS- LOANS

Amount In Crore ₹

Particulars	Note No.	As at 31-Mar-2021		As at 31-Mar-2020	
Loans To Employees					
Considered Good- Secured		6.54		6.16	
Considered Good- Unsecured		2.53		2.71	
Interest Accrued On Loans To Employees					
Considered Good- Secured		1.87		1.74	
Considered Good- Un secured		0.08		0.09	
Total loan to Employees		11.02		10.70	
Less: Fair valuation Adjustment of Secured Loans		1.21		1.87	
Less: Fair valuation Adjustment of Unsecured Loans		0.32	9.49	0.41	8.42
Loans To Directors					
Considered Good- Secured		0.00		0.00	
Considered Good- Unsecured		0.02		0.02	
Interest Accrued On Loans To Directors					
Considered Good- Secured		0.00		0.00	
Considered Good- Unsecured		0.00		0.00	
Total loan to Directors		0.02		0.02	
Less: Fair valuation Adjustment of Secured Loans		0.00		0.00	
Less: Fair valuation Adjustment of Unsecured Loans		0.00	0.02	0.00	0.02
SUB-TOTAL			9.51		8.44
LESS - Provision For Bad & Doubtful Advances			0.08		0.08
TOTAL ADVANCES			9.43		8.36
Note :- Due From Directors					
Principal		0.02		0.02	
Interest		0.00		0.00	
TOTAL		0.02		0.02	
Less: fair Valuation Adjustment		0.00	0.02	0.00	0.02
Note :- Due From Officers					
Principal		0.00		0.00	
Interest		0.00		0.00	
TOTAL		0.00		0.00	
Less: fair Valuation Adjustment		0.00	0.00	0.00	0.00

THDC INDIA LIMITED

Note :-15
CURRENT- FINANCIAL ASSETS- ADVANCES

Amount In Crore ₹

Particulars	Note No.	As at 31-Mar-2021		As at 31-Mar-2020	
Other Advances (Un Secured) (Advances Recoverable, In Cash or In Kind or For Value To Be Received)					
To Employees		6.42		4.78	
To Others		0.35	6.77	0.35	5.13
Deposits					
Security Deposit		14.65		12.72	
Deposit with Govt/Court		480.88		483.12	
Other Deposit		0.02	495.55	0.02	495.86
TOTAL			502.32		500.99

THDC INDIA LIMITED

Note :-16
CURRENT- FINANCIAL ASSETS- OTHERS

Amount In Crore ₹

Particulars	Note No.	As at 31-Mar-2021		As at 31-Mar-2020	
Others					
Unbilled Revenue			357.57		257.06
TOTAL			357.57		257.06

16.1 Unbilled revenue includes sales for the month of March, 2021 billed in April, 2021 of ₹106.55 Crore (Previous period bills of March, 2020 billed in April, 2020 of ₹111.58 Crore) and balances of beneficiaries against pending tariff petition of ₹251.02 Crore (Recoverable ₹267.50 Crore and Payable ₹16.48 Crore) [Previous Period ₹145.48 Crore (Recoverable ₹161.96 Crore and Payable ₹16.48 Crore)].



THDC INDIA LIMITED

Note :-17

CURRENT TAX ASSETS (NET)

Amount In Crore ₹

Particulars	Note No.	As at 31-Mar-2021	As at 31-Mar-2020
Tax Deposited		60.81	60.37
TOTAL		60.81	60.37

THDC INDIA LIMITED

Note :-18

OTHER CURRENT ASSETS

Amount In Crore ₹

Particulars	Note No.	As at 31-Mar-2021	As at 31-Mar-2020
Prepaid Expenses		42.44	40.07
Interest Accrued		0.04	0.06
BER Assets held for disposal		0.23	0.44
Deferred Employee Cost due to Fair Valuation		1.53	2.28
SUB-TOTAL		44.24	42.85
Other Advances (Un Secured)			
To Employees		0.49	0.18
For Purchases		5.66	12.40
To Others		18.37	18.71
		24.52	31.29
Less: Provision for Misc. Recoveries		14.41	14.41
SUB TOTAL -OTHER ADVANCES		10.11	16.88
TOTAL		54.35	59.73



THDC INDIA LIMITED

Note :-19

REGULATORY DEFERRAL ACCOUNT DEBIT BALANCE

Amount In Crore ₹

Particulars	Note No.	As at 31-Mar-2021	As at 31-Mar-2020
Opening Balance		186.22	87.81
Net movement during the period		(16.50)	98.41
Closing Balance		169.72	186.22

19.1 Regulatory deferral account debit balance is due to impact of pay arrears due to pay revision w.e.f. 01.01.2017 of ₹125.08 Crore, Exchange Rate Variation of ₹42.21 Crore and others of ₹2.43 Crore



(Handwritten signature)

THDC INDIA LIMITED

**Note :-20
SHARE CAPITAL**

Amount In Crore ₹

Particulars	Note No.	As at 31-Mar-2021		As at 31-Mar-2020	
		Number of Shares	Amount	Number of Shares	Amount
Authorised Equity Shares of ₹1000/- each		4,00,00,000	4,000.00	4,00,00,000	4,000.00
Issued Subscribed & Paid-up Equity Shares of ₹1000/- each fully paid up		3,66,58,817	3,665.88	3,66,58,817	3,665.88
TOTAL		3,66,58,817	3,665.88	3,66,58,817	3,665.88

During the year, the Company has paid final dividend of ₹402.71 crore for the FY 2019-20 @ ₹109.85 (P.Y. ₹34.37) per equity share of par value ₹1000/- each.

The Company has paid Interim Dividend of ₹305.04 crore during the year for the F.Y. 2020-21 and the Board of Directors of the Company has proposed a final dividend of ₹190.84 crore for the F.Y. 2020-21. Thus the total Dividend for the F.Y. 2020-21 comes to ₹495.88 crore @ ₹135.27 (P.Y. @ ₹109.85) per equity share of par value ₹1000/- each. This proposed dividend is subject to the approval of shareholders in the ensuing Annual General Meeting

Note :-20.1

DETAILS OF SHAREHOLDERS HOLDING MORE THAN 5% SHARES IN THE COMPANY

Particulars	Note No.	As at 31-Mar-2021		As at 31-Mar-2020	
		Number of Shares	%	Number of Shares	%
Share holding more than 5 %					
I. NTPC Ltd. (Including Nominee Shares)		2,73,09,412	74.496	2,73,09,412	74.496
II. GOUP (Including Nominee Shares)		93,49,405	25.504	93,49,405	25.504
TOTAL		3,66,58,817	100	3,66,58,817	100

Note :-20.2

RECONCILIATION OF NO. OF SHARES & SHARE CAPITAL OUTSTANDING

Particulars	Note No.	As at 31-Mar-2021		As at 31-Mar-2020	
		Number of Shares	Amount	Number of Shares	Amount
Opening		3,66,58,817	3,665.88	3,65,48,817	3,654.88
Issued		0	0.00	1,10,000	11.00
Closing		3,66,58,817	3,665.88	3,66,58,817	3,665.88

20.3 The Company has only one class of shares having a par value of ₹1000/- per share. The holders of the equity shares are entitled to receive dividends as declared from time to time and are entitled to voting rights proportionate to their share holding at the meetings of shareholders.

THDC INDIA LIMITED

**Note :-21
OTHER EQUITY**

Amount In Crore ₹

Particulars	Note No.	As at 31-Mar-2021		As at 31-Mar-2020	
Share Application Money Pending Allotment			0.00		0.00
Retained Earnings			6,189.50		5,845.53
Debenture Redemption Reserve			79.50		39.00
Other Comprehensive Income			(17.64)		(17.94)
TOTAL			6,251.36		5,866.59

21.1 In accordance with the applicable provisions of the Companies Act, 2013 read with rules and in line with MCA Notification No. G.S.R. 574 (E) dated 16.08.2019, the Company has created Debenture Redemption Reserve out of profits of the Company @ 10% of the value of bonds on a prudent basis, every year in equal installments till the year prior to the year of redemption of bonds for the purpose of redemption of bonds.



Rajesh

THDC INDIA LIMITED

Note :-22

NON CURRENT- FINANCIAL LIABILITIES- BORROWINGS

Amount In Crore ₹

Particulars	Note No.	As at 31-Mar-2021	As at 31-Mar-2020
A. BONDS			
*BOND ISSUE SERIES-I- SECURED (7.59% p.a. 10 Years Secured Redeemable Non-Convertible Bonds of ₹1000000/- each). (Date of redemption 03.10.2026)		622.46	622.46
**BOND ISSUE SERIES-II- SECURED (8.75% p.a. 10 Years Secured Redeemable Non-Convertible Bonds of ₹1000000/- each). (Date of redemption 05.09.2029)		1,574.08	1,574.59
***BOND ISSUE SERIES-III- SECURED 7.19% p.a. 10 Years Secured Redeemable Non-Convertible Bonds of ₹1000000/- each). (Date of redemption 23.07.2030)		839.55	0.00
^ BOND ISSUE SERIES-IV- SECURED 7.45% p.a. 10 Years Secured Redeemable Non-Convertible Bonds of ₹1000000/- each). (Date of redemption 20.01.2031)		760.87	0.00
TOTAL (A)		3,796.96	2,197.05
B. SECURED			
***POWER FINANCE CORPORATION Ltd. (PFC)-78302003 (For Tehri HPP) (Repayable within 15 years on Quarterly instalment from 15th october 2008 to 15th July 2023, presently carrying floating interest rate @9.75%)		230.27	322.30
#POWER FINANCE CORPORATION Ltd. (PFC) -78302002 (For KHEP) (Repayable within 10 years on Quarterly instalment from 15th January2012 to 15th october 2021, presently carrying floating interest rate @9.75%)		89.53	208.85
#Rural Electrification Corporation Ltd. (REC) (For KHEP) (UA-GE-PSU-033-2010-3754) (Repayable within 10 years on Quarterly instalment from 30th September 2012 to 30 June 2022, presently carrying floating interest rate @ 10.10%)		87.62	157.71
***Rural Electrification Corporation Ltd. (REC)-330001-(For Tehri HPP) (Repayable within 15 years on Quarterly instalment from September 2007 to March 2022, presently carrying floating interest rate @ 10.10%)		95.21	190.41
@Punjab National Bank (For PSP) PNB (Repayable within 5 years on Quarterly Installments from 30.06.2019 to 31.03.2024 Carrying Floating Interest rate @ 3 month MCLR presently 6.90%)		422.66	599.23
TOTAL (B)		925.29	1,478.50
C. UNSECURED			
Foreign currency Loans (Guaranteed by Govt. of India)			
SWorld Bank Loan -8078-IN (For VPHEP) (Repayable within 23 years on half yearly instalment from 15th Nov. 2017 to 15th May 2040, carrying interest rate @LIBOR +variable spread i.e. presently 0.95%)		985.06	986.99
TOTAL (C)		985.06	986.99
D. LEASE OBLIGATIONS			
Unsecured		13.60	15.88
TOTAL (A+B+C+D)		5,720.91	4,678.42
Less:			
Current Maturities:			
Term Loans from Financial Institutions- Secured		483.28	547.53
Foreign Currency Loans- Unsecured		50.23	47.62
Lease Obligations- Unsecured		4.13	5.62
Interest Accrued but not due on borrowings		159.58	120.69
TOTAL		5,023.69	3,956.96

* The Bonds series I are secured by first charge on paripassu basis on movable assets of Tehri HPP Stage-I

** The Bonds Series II are secured by first charge on paripassu basis on movable assets of Tehri HPP Stage-I including book debts.

*** The Bonds Series III are secured by first charge on paripassu basis on movable assets of Koteshwar HEP & Wind Power Projects of Patan & Dwarka.

^ The Bonds Series IV are secured by first charge on paripassu basis on the movable CWIP and future movable assets of Pump Storage Plant located at Tehri

**** Long Term Loan Secured by first Charge on Pari Passu basis on Assets of Tehri Stage-I (i.e. Dam, Power House Civil Construction, Power House Electrical & Mechanical equipments not covered under other borrowings and Project township of Tehri Dam and HPP together with all rights and interest appertaining there to

Long Term Loan secured by first charge on Pari Passu basis on assets of Koteshwar HEP



@ Medium Term Loan secured against first charge on Pari Passu basis on assets of Tehri PSP.

\$ With negative lien on the equipments financed under the respective loan ranking pari-passu.

22.1 There has been no default in repayment of any of the Loans or interest thereon during the period.



THDC INDIA LIMITED

Note :-23

NON CURRENT FINANCIAL LIABILITIES

Amount In Crore ₹

Particulars	Note No.	As at 31-Mar-2021		As at 31-Mar-2020	
Liabilities					
Deposits, Retention Money From Contractor etc.		31.26		27.57	
Less: Fair Value Adjustment- Security Deposit/ Retention Money		3.15	28.11	2.19	25.38
TOTAL			28.11		25.38

THDC INDIA LIMITED

Note :-24

OTHER NON CURRENT LIABILITIES

Amount In Crore ₹

Particulars	Note No.	As at 31-Mar-2021		As at 31-Mar-2020	
Deferred Revenue On Account of Advance Against Depreciation			197.51		205.11
Contribution Received From Government of Uttar Pradesh Towards Irrigation Sector			595.87		614.67
Deferred Fair Valuation Gain- Security Deposit/ Retention Money			3.15		2.19
TOTAL			796.53		821.97



THDC INDIA LIMITED

Note :-25
NON CURRENT PROVISIONS

Amount In Crore ₹

(Figures In Parenthesis Represent Deduction)

Particulars	Note No.	As at 01-Apr-2020	For the Period Ended 31-Mar-2021			As at 31-Mar-2021
			Addition	Adjustment	Utilisation	
I. Employee Related		184.20	5.47	(1.05)	(4.91)	183.71
II. Others		6.66	0.00	0.00	0.00	6.66
TOTAL		190.86	5.47	(1.05)	(4.91)	190.37
Figure for Previous Period		220.25	43.24	(37.91)	(34.73)	190.85

25.1 Disclosure required by Ind AS-19 on employee benefit has been made in Note No 42.18
25.2 Provision for others mainly includes provision for rehabilitation expenses



THDC INDIA LIMITED

Note :-26

CURRENT- FINANCIAL LIABILITIES- BORROWINGS

Amount In Crore ₹

Particulars	Note No.	As at 31-Mar-2021		As at 31-Mar-2020	
Short term Loan From Banks and Financial Institutions					
A. Secured loans:					
* State Bank of India (Carrying floating Interest Rate linked with 90 days T Bill rate, presently Rs. 90 crore @ 6% & Rs. 160 Crore @ 4.5%)			250.00		160.00
# Punjab National Bank (Carrying Floating Interest Rate @ 6 month MCLR)			0.00		235.00
**Over Draft (OD) From Banks Punjab National Bank (Carrying Floating Interest Rate @ 3 month MCLR presently 6.90%)			0.00		720.06
TOTAL (A)			250.00		1,115.06
B.Unsecured loans:					
Axis Bank Ltd. (Carrying Floating Interest Rate linked with Repo Rate +1%, presently 5%)			100.00		0.00
HDFC Bank Ltd. (Carrying Floating Interest Rate linked with Repo Rate plus spread, presently 4.45%)			350.00		0.00
TOTAL (B)			450.00		0.00
TOTAL			700.00		1,115.06

* Short Term Loan from SBI is secured by way of Trade Receivables of Koteshwar HEP

Short Term Loan from PNB is secured by way of 2nd Charge on Block of Assets of Tehri Stage-1 and Koteshwar HEP.

** O.D. is secured by way of 2nd Charge on Block of Assets of Tehri Stage-1 and Koteshwar HEP including machinery spares, tools & accessories, fuel stock, spares & material at project site.

THDC INDIA LIMITED

Note :-27

CURRENT- FINANCIAL LIABILITIES- OTHERS

Amount In Crore ₹

Particulars	Note No.	As at 31-Mar-2021		As at 31-Mar-2020	
Current maturity of Long Term Debt					
A. SECURED * (Indian Currency Loan)					
			483.28		547.53
TOTAL (A)			483.28		547.53
B. UNSECURED *					
			50.23		47.62
TOTAL (B)			50.23		47.62
(C) Current Maturities of Lease Obligations- Unsecured					
			4.13		5.62
TOTAL (A+B+C)			537.64		600.77
Liabilities					
For Expenditure					
For Micro And Small Enterprises.		0.14		0.05	
For Others		142.94	143.08	100.99	101.04
Deposits, Retention Money From Contractors etc. Less: Fair Value Adjustment- Security Deposit/ Retention Money		160.44 0.00	160.44	68.22 0.00	68.22
Deferred Fair Valuation Gain- Security Deposit/ Retention Money			0.00		0.00
Interest Accrued But Not Due					
Bondholders and Financial Institutions		160.62		121.51	
Other Liabilities		0.00	160.62	0.00	121.51
TOTAL			464.14		290.77
TOTAL LIABILITIES			1,001.78		891.54

* Detail in respect of Rate of Interest and Terms of repayment of Current Maturity of Secured and unsecured Long Term Debt indicated above are disclosed in Note-22.



THDC INDIA LIMITED

Note :-28

OTHER CURRENT LIABILITIES

Amount In Crore ₹

Particulars	Note No.	As at 31-Mar-2021		As at 31-Mar-2020	
Liabilities					
Deferred revenue on Account of Advance Against Depreciation			7.60		7.60
Other Liabilities			116.64		67.86
Contribution Towards Irrigation Component					
Contribution Received From Government of Uttar Pradesh Towards Irrigation Sector		845.31		826.51	
LESS:-					
Adjustment Towards Depreciation		826.51	18.80	807.71	18.80
TOTAL			143.04		94.26



THDC INDIA LIMITED

Note :-29
CURRENT PROVISIONS

Amount In Crore ₹

(Figures In Parenthesis Represent Deduction)

Particulars	Note No.	As at 01-Apr-2020	For the Period Ended 31-Mar-2021			As at 31-Mar-2021
			Addition	Adjustment	Utilisation	
I. Works		18.32	16.24	(1.13)	(13.92)	19.51
II. Employee Related		244.54	137.12	(5.19)	(74.32)	302.15
III. Others		16.62	6.21	(0.80)	(2.04)	19.99
TOTAL		279.48	159.57	(7.12)	(90.28)	341.65
Figure for Previous Period		297.50	96.20	(11.16)	(103.07)	279.47

29.1 Disclosure required by Ind AS-19 on employee benefit has been made in Note No 42.18
29.2 Provision for others mainly includes provision for rehabilitation expenses and works.



Handwritten signature in blue ink.

THDC INDIA LIMITED

Note :-30

CURRENT TAX LIABILITIES (NET)

Amount In Crore ₹

Particulars	Note No.	As at 31-Mar-2021		As at 31-Mar-2020	
INCOME TAX					
Opening Balance			0.00		44.94
Addition during the period			243.05		172.55
Adjustment during the period			0.00		0.00
Utilised during the period			(243.05)		(217.49)
Closing Balance			0.00		0.00

THDC INDIA LIMITED

Note :-31

REGULATORY DEFERRAL ACCOUNT CREDIT BALANCE

Amount In Crore ₹

Particulars	Note No.	As at 31-Mar-2021		As at 31-Mar-2020	
Opening Balance			618.63		569.97
Net movement during the period			(68.40)		48.66
Closing Balance			550.23		618.63

31.A. Regulatory deferral account credit balance is due to deferred tax adjustment recoverable from beneficiaries.



(Handwritten signature)

THDC INDIA LIMITED

Note :-31.1
EXPENDITURE DURING CONSTRUCTION

Amount In Crore ₹

Particulars	Note No.	For the Period Ended 31-Mar-	
		2021	2020
EXPENDITURE			
EMPLOYEE BENEFITS EXPENSES	34		
Salaries, Wages, Allowances & Benefits		144.13	147.20
Contribution to Provident & Other Funds		9.81	9.95
Pension Fund		8.53	13.41
Gratuity		4.25	5.99
Welfare		3.51	4.10
Amortisation Expenses of Deferred Employee Cost		0.67	0.02
		170.90	180.67
OTHER EXPENSES	36		
Rent			
Rent for office		0.13	0.15
Rent for Employee Residence		0.94	1.01
Rate and taxes			0.00
Power & Fuel			7.78
Insurance			0.11
Communication			0.73
Repair & Maintenance			
Plant & Machinery		0.04	0.02
Consumption of Stores & Spare Parts		0.00	0.00
Buildings		1.06	3.97
Others		2.58	1.81
			3.68
Travelling & Conveyance			0.63
Vehicle Hire & Running			4.91
Security			11.50
Publicity & Public relation			0.70
Other General Expenses			9.15
Loss on sale of assets			0.01
Survey And Investigation Expenses			7.70
Expenses on Consultancy Project/ Contract			14.68
Interest others			3.15
			24.00
DEPRECIATION	2		18.89
TOTAL EXPENDITURE (A)			260.70
RECEIPTS			
OTHER INCOME	33		
Interest			
From Bank Deposit		0.04	0.11
From Employees		0.62	0.61
Employee Loans & Advances- Adjustment on Account of Effective Interest		0.67	0.02
From Others		0.15	0.00
			1.48
Machine Hire Charges			0.06
Rent Receipts			0.97
Sundry Receipts			3.48
Excess Provision Written Back			0.00
Fair Value Gain- Security Deposit/ Retention Money			2.84
			8.83
TOTAL RECEIPTS (B)			6.14
NET EXPENDITURE BEFORE TAXATION			251.87
PROVISION FOR TAXATION	38		
NET EXPENDITURE INCLUDING TAXATION			251.87
Actuarial Gain/ (Loss) through OCI	40		0.05
Balance Brought Forward From Last Year			41.99
TOTAL EDC			293.81
Less:-			
EDC Allocated To CWIP / Asset		218.57	241.84
EDC Of Projects Under Approval Charged To Profit & Loss Account		0.00	7.12
Balance Carried Forward To CWIP			41.99



R

THDC INDIA LIMITED

Note :-32
REVENUE FROM CONTINUING OPERATIONS

Amount In Crore ₹

Particulars	Note No.	For the Period Ended 31-Mar-2021	For the Period Ended 31-Mar-2020
Income from Beneficiaries against Sale of Power		1,770.33	2,074.79
Income from Beneficiaries against Sale of Power due to Tariff Adjustment		0.00	28.51
Add			
Advance Against Depreciation		7.60	0.00
Less			
Rebate to Customers		3.61	3.79
		1,774.32	2,099.51
Deviation Settlement/ Congestion Charges			23.44
		21.35	
Consultancy Income			0.15
		0.34	
TOTAL		1,796.01	2,123.10

32.1 The Company has filed tariff petitions before the Hon'ble CERC for Tehri HEP & Koteshwar HEP for determination of Tariff for the period 2019-24. Pending tariff determination for 2019-24, sales revenue for current financial year has been recognized based on Audited & Certified AFCs of FY 2020-21 worked out as per the principles enunciated in CERC Tariff Regulations, 2019 applicable for the period 2019-24.

32.2 Due to completion of 12 years of commercial operation of Tehri Satge 1 project, AAD allowed and considered as deferred income earlier, has now been recognised as income in proportion to balance useful life of the project i.e. 28 years.



THDC INDIA LIMITED

Note :-33
OTHER INCOME

Amount In Crore ₹

Particulars	Note No.	For the Period Ended 31-Mar-2021	For the Period Ended 31-Mar-2020
Interest			
On Bank Deposits (Includes TDS ₹ 160808.00 Previous period ₹ 255932.00)		0.32	2.89
From Employees		2.05	2.23
Employee Loans & Advances- Adjustment on Account of Effective Interest		4.93	1.77
Others		0.38	0.09
Machine Hire Charges			0.01
Rent Receipts			1.45
Sundry Receipts			5.59
Excess Provision Written Back			45.38
Profit on Sale of Assets			0.30
Late Payment Surcharge		660.94	225.68
Fair Value Gain- Security Deposit/ Retention Money		3.05	3.01
TOTAL		715.03	288.40
Less			
Non Tariff income shared with beneficiaries		0.20	0.00
Transferred To EDC	31.1	8.83	6.14
TOTAL		706.00	282.26

THDC INDIA LIMITED

Note :-34
EMPLOYEE BENEFITS EXPENSES

Amount In Crore ₹

Particulars	Note No.	For the Period Ended 31-Mar-2021	For the Period Ended 31-Mar-2020
Salaries, Wages, Allowances & Benefits		471.62	430.87
Contribution to Provident & Other Funds		29.25	30.20
Pension Fund		23.28	41.56
Gratuity		17.97	19.68
Welfare Expense		12.63	16.90
Amortisation Expenses of Deferred Employee Cost		4.93	1.76
TOTAL		559.68	540.97
Less			
Transferred To EDC	31.1	170.90	180.67
TOTAL		388.78	360.30

THDC INDIA LIMITED

Note :-35
FINANCE COSTS

Amount In Crore ₹

Particulars	Note No.	For the Period Ended 31-Mar-2021	For the Period Ended 31-Mar-2020
Finance Costs			
Interest On Bonds		226.70	120.13
Interest On Domestic Loans		146.24	190.78
Interest On Foreign Loans		13.57	24.67
Interest On Cash Credit		36.02	45.60
FERV		(24.92)	71.17
Payment as per Income Tax Act		2.67	1.95
Interest Others		4.61	4.53
TOTAL		404.89	458.83
LESS-			
Transferred And Capitalised With CWIP Account		219.81	216.93
Interest others transferred to EDC		3.15	1.56
TOTAL		181.93	240.34



THDC INDIA LIMITED

Note :-36

GENERATION ADMINISTRATION AND OTHER EXPENSES

Amount In Crore ₹

Particulars	Note No.	For the Period Ended 31-Mar-	
		2021	2020
Rent			
Rent for office		0.28	0.25
Rent for Employees Residence		2.21	2.54
			2.79
Rate and taxes			3.11
Power & Fuel			19.99
Insurance			21.22
Communication			3.12
Repair & Maintenance			
Plant & Machinery		43.98	33.48
Consumption of Stores & Spare Parts		4.07	7.01
Buildings		18.41	16.30
Others		20.74	20.70
			77.49
Travelling & Conveyance			1.96
Vehicle Hire & Running			8.09
Security			54.82
Publicity & Public relation			1.66
Other General Expenses			33.48
Payment to Auditors			0.28
Loss on sale of assets			0.26
Survey And Investigation Expenses			7.70
Research & Development			4.52
Expenses on Consultancy Project/ Contract			14.62
Preliminary Expenses Written Off			0.40
Expenditure On CSR & S.D. Activities			23.01
TOTAL			293.40
LESS -			
Transferred To EDC	31.1		62.65
TOTAL			230.75

THDC INDIA LIMITED

Note :-37

PROVISIONS

Amount In Crore ₹

Particulars	Note No.	For the Period Ended 31-Mar-	
		2021	2020
Provisions For Doubtful Debts, CWIP and Loans & Advances			0.00
Provisions For Stores & Spares			0.25
			0.00
TOTAL			0.25
LESS -			
Transferred To EDC	31.1		0.00
TOTAL			0.25

37.1 Provision of stores is mainly due to obsolescence



Handwritten signature in blue ink.

THDC INDIA LIMITED

Note :-38
PROVISION FOR TAXATION

Amount In Crore ₹

Particulars	Note No.	For the Period Ended 31-Mar-	
		2021	2020
INCOME TAX Current Year		229.60	163.12
Sub Total		229.60	163.12
TOTAL		229.60	163.12



Raj

THDC INDIA LIMITED

Note :-39

NET MOVEMENT IN REGULATORY DEFERRAL ACCOUNT BALANCE

Amount In Crore ₹

Particulars	Note No.	For the Period Ended 31-Mar-	
		2021	2020
Net Movement in Regulatory Deferral Account Balances		51.90	49.75
Tax on Net Movement In Regulatory Deferral Account Balances		(9.07)	(8.69)
TOTAL		42.83	41.06



THDC INDIA LIMITED

Note :-40

RE- MEASUREMENTS OF THE DEFINED BENEFIT PLANS

Amount In Crore ₹

Particulars	Note No.	For the Period Ended 31-Mar-	
		2021	2020
Actuarial Gain/ (Loss) through OCI		0.28	(14.79)
Sub Total		0.28	(14.79)
LESS:- Transferred To EDC	31.1	0.05	(2.32)
TOTAL		0.23	(12.47)



Handwritten signature in blue ink.

41.1 Disclosures on Financial Instruments and Risk Management:

Ind AS 107 is applicable on Financial instruments. The definition of Financial instruments is inclusive and cover financial assets and financial liabilities. Explained below are the nature and extent of risks arising from financial instruments to which THDCIL is exposed during the period and at the end of the reporting period, and also how THDCIL is managing these risks.

i) Credit risk

Credit risk is the risk that a counter party will not meet its obligations under a financial instrument or customer contract, leading to a financial loss. The company is exposed to credit risk from its operating activities (primarily trade receivables) and from its financing activities including loans etc given to employees.

ii) Liquidity risk

Liquidity risk is the risk that the Company may not be able to meet its present and future cash and collateral obligations without incurring unacceptable losses.

iii) Market risk

Market risk is the risk that the fair value or future cash flows of a financial instrument will fluctuate because of changes in market prices. Market prices comprise three types of risk:

1. Currency rate risk,
2. Interest rate risk and
3. Other price risks, such as equity price risk and commodity risk.

Financial instruments affected by market risk include loans and borrowings, deposits and investments.

Foreign currency risk is the risk that the fair value or future cash flows of a financial instrument will fluctuate because of changes in foreign exchange rates.

Interest rate risk is the risk that the fair value or future cash flows of a financial instrument will fluctuate because of changes in market interest rates.

Financial environment :-The company operates in a regulated environment. Tariff of the company is fixed by the Central Electricity Regulatory Commission (CERC) through Annual Fixed Charges (AFC) comprising the following five components:

1. Return on Equity (RoE),
2. Depreciation,
3. Interest on Loans,
4. Operation & Maintenance Expenses and
5. Interest on Working Capital Loans.

In addition to the above, Foreign Currency Exchange variations and Taxes are also recoverable from Beneficiaries in terms of the Tariff Regulations. Hence variation in interest rate, currency exchange rate variations and other price risk variations are recoverable from tariff and do not impact the profitability of the company.

Management of those Risks (mitigate)-

1. The Company extends credit to customers in normal course of business. The Company monitors the payment track record of the customers. Outstanding customer receivables are regularly monitored and any expected losses are provided for as well.



2. The Company has used ECL (expected credit loss) model while provision of any bad debt cases or expected provisions.
3. The Company evaluates the concentration of risk with respect to trade receivables as low, as its customers are mainly state owned PSU DISCOM's.
4. CERC tariff regulations 2019-24 allows the Company to raise bills on beneficiaries for late-payment surcharge, which adequately compensates the Company for time value of money arising due to delay in payment.
5. Further, the fact that beneficiaries are primarily State Governments/ State DISCOM's and considering the historical credit loss experience for trade receivables, the Company does not envisage either impairment in the value of receivables from beneficiaries or loss due to time value of money due to delay in realization of trade receivables.
6. The Company assesses outstanding trade receivables on an ongoing basis considering changes in operating results and payment behavior and provides for expected credit loss on case-to-case basis.
7. As at the reporting date, company does not envisage any default risk on account of non-realization of trade receivables.

41.2 Impairment of financial assets:

In accordance with Ind AS-109, the Company has applied Expected Credit Loss (ECL) model in the FY 2018-19 for measurement and recognition of impairment loss on the following financial assets:

- a) Financial assets that are debt instruments and are measured at amortized cost.
- b) Financial assets that are debt instruments and are measured as at FVTOCI.
- c) Trade Receivables under Ind AS 115, Revenue Recognition.
- d) Lease Receivable under Ind AS 116, Leases.

The ECL model allows either of the 2 approaches- General approach or the Simplified approach. The company has followed "simplified approach" for the above cases. This required the expected life time losses to be recognized from initial recognition of the receivables.

For recognition of impairment loss on other financial assets, the company assess whether there has been a significant increase in the credit risk since initial recognition. If credit risk is not increased significantly, Lifetime ECL is used. For assessing increase in credit risk and impairment loss, the Company assesses the credit risk characteristics on item by item basis. If, in a subsequent period, credit quality of the instrument/item improves such that there is no longer a significant increase in credit risk since initial recognition, then the entity reverts to recognizing the impairment loss allowance based on the 12-month ECL.

41.3 Impairment of assets:

As required by Ind AS 36, an assesment of impairment of assets was carried out for the projects Tehri Stage-1 (1000 MW) & Koteshwar (400 MW) having CODs of Projects 09.07.2007 and 01.04.2012 resepectively. Based on such assesment ,there is no impairment of assets as the "value in use" of both the projects exceeds the "carrying amount" of fixed assets.

41.4. COVID – 19 Risk

Due to Covid-19, the Company's Operation & Construction activities have been adversely affected during lockdown period on account of_ shortage of workforce, restriction on inter-state transportation of material, equipment etc. Productivity was also affected due to reduced office hours as well as rostering of staff as per guideline.



The work of all under construction project of THDCIL i.e., Tehri PSP (1000MW), VPHEP (440MW), Khurja STPP (1320MW) & Solar Power Project, Kasargod (50MW) were halted during complete lockdown period. Subsequently, as per the guidelines and SOP issued by MHA, the work was partially started w.e.f., 20th April 2020 after taking all recommended safety measures with limited workforce & resources with supply constraints due to transportation bottleneck. This has badly impacted the progress of work which may delay the projects by approximately 6 months.

Regarding operational projects, generation during lockdown was less than the planned generation due to low demand. But the planned generation for 2020-21 has been revised and initial generation loss has been made up in subsequent months.

Hon'ble CERC relaxed the provisions of Regulation 59 of 2019 Tariff Regulations. As per the above relaxation, for delayed payment by the distribution companies to the generating companies beyond 45 days from the date of the presentation of the bills falling between 24.03.2020 and 30.06.2020, the concerned distribution companies shall make the payment with LPS at the reduced rate of 1% per month in place of 1.5%. This has impact on revenue of the company on account of delayed payments.

MoP, GoI vide their letter 15.05.2020 and Corrigendum dated 16.05.2020 has advised that all Central Public Sector generating companies may consider to offer rebate to the extent of 20 to 25% to the Distribution Companies (Discoms) on power billed (Fixed Cost) for the lockdown period to be passed on to consumers by Discoms. Accordingly, THDCIL has allowed a special rebate to Discoms amounting to Rs. 35.65 Cr. and the same has been accounted for as Exceptional Items.

42. Other explanatory notes on accounts:

- Estimated amount of contracts remaining to be executed on capital account including R & R and environment demands, not provided for (net of advances) is ₹ 6297.31 Cr. (PY ₹ 6805.51 Cr.).
- Contingent Liabilities –**

Particulars	As at	
	31.03.2021	31.03.2020
A. Capital Works	860.93	504.72
B. Land Compensation cases	65.03	64.58
C. State/Central Govt. deptt/Authorities	1106.88	713.48
D. Others	2789.17	2820.11
E. Possible reimbursement in respect of A to D of above.	Nil	NIL
F. Disputed Tax Matters	8.90	8.23
G. Total	4830.91	4111.12
H. Amount deposited by the Company in different Arbitration / Court cases / Income Tax/ Trade Tax against the above	460.77	455.50

- Company has been receiving FDRs/ CDRs with right to present before bank / financial institutions for claiming face value only against EMD/ SD. The company has FDRs/ CDRs amounting to ₹ 1.72 Cr. and ₹ 3.64 Cr. (PY ₹ 1.41 Cr. and ₹ 3.32 Cr.) towards EMD and security deposit respectively besides this deposits money from contractors amounting to ₹ 191.54 Cr. (PY ₹ 95.79 Cr.) as disclosed in Note 23 & Note 27 The same have been fair valued on the basis of effective interest rate and the same are accounted as well.
- The amount of borrowing cost capitalized and transferred to EDC during the year ₹ 219.81Cr. & ₹ 3.12 Cr. respectively as per note 35 (PY ₹ 216.93 Cr. & ₹ 1.56 Cr.) after adjustment of an amount of ₹ 0.16 Cr. (PY ₹ 0.46 Cr.) towards interest earned on short

Ranjit



term deposit of surplus borrowed funds during the year. Further as per the provisions of Ind AS 21, Deferral Account Balances- Credit balance have been recognised ₹ 16.50 Cr. (PY Debit - ₹ 45.91Cr.)

5. (i) Initially land was acquired by the then UP Irrigation Dept. and land records were in the name of Tehri Dam. Oustees handed over the land to the then UP Irrigation Department as mutation was not completed. Subsequent to formation of Tehri Hydro Development Corporation of India Ltd, land was acquired in the name of the company. Consequent upon change in the name of the company as THDC India Ltd, process of converting all the land records in the present name of the company is under process. Out of total land of 3139.70 Hac. (PY 3139.70 Hac.) acquired by the company for various projects, 2143.98 Hac. land is in the name of the company. The process of change of title / registration for the remaining land 995.72 Hac in the name of the company is in progress. Further, Out of 995.72 Hac.land, 583.94 Hac land has been shown in Fixed Assets Register having gross & net value of ₹ 311.99 Cr. & ₹ 298.66 Cr. respectively and balance 411.78 Hac of land is under submergence and value of this land amounting to ₹ 38.63 Cr. has been worked out on average basis.

(ii) Construction of Tehri Hydro Complex was commenced by the Irrigation Dept. of the then Uttar Pradesh State Govt in mid seventies. As the project area is inclusive of forest area, clearance for diversion of forest land for non forest use was sought from the MoEF, Govt. of India. The MoEF, Gol has conveyed clearance for diversion of 2582.9 ha of forest land (2311.4 ha Civil Soyam Land and 271.50 ha reserve forest land) vide their letter No. 8-32/06-FC dated 09th June 1987 addressed to Secretary Forest, Govt of Uttar Pradesh for construction of Tehri Dam. The said order was partially modified vide letter No. 8-32/86-FC, dated 24/25th June 2004 of MoEF, Govt of India with directives to the Principal Secretary of Forest, Govt. of Uttarakhand for declaring the non forest land cleared for submergence as Reserve Forest / Protected Forest U/s.4 or Sec 29 of the Indian Forest Act, 1927 or the State Forest Act. In view of the above facts the aforesaid land cannot be mutated in the name of the company. The said land remains the property of the State Govt. as Reserved Forest/ Protected Forest. Relying upon clearance of the MoEF, dam reservoir water has been allowed to submerge the said area which has been declared as Reserved Forest.

Besides above 44.429 ha of Civil Soyam land subject to Forest Conservation Act on which stores, workshop, staff quarters and other utilities etc were constructed by the Irrigation Dept. of the then UP Govt as basic requirement forming integral part of the Tehri Hydro Project. Relying upon office order vide No. 585/Tehri Dam Project/23-C - 4/T-18 dated 29.05.1989 issued by the Irrigation Dept of the then UP Govt. (issued for transferring assets of Irrigation Dept in favour of THDC India Ltd) the company has taken possession of the said assets. Pending finalisation of transaction and execution of lease deed, the land amounting to ₹ 49.03 Cr. has been provisionally capitalised under leasehold land at prevailing circle rate and is being amortised prospectively i.e.from FY 2020-21 over balance useful of the project.

6. 21 Flats (PY 21 Flats,) net valued ₹ 0.05 Cr. (PY ₹ 0.05 Cr.) on the land acquired by the company are in unauthorized occupation of various persons. Freehold land includes 0.458 Hectares costing ₹ 0.001 Cr. located at Sautiyal village encroached by unauthorized occupants.
7. (i) Due to slow progress of VPHEP project owing the various factors beyond control of company i.e. adverse geological conditions, stoppage of work by local and financial crisis of civil work contractor M/s HCC the work progress could not achieved at required level. Considering the acute financial crisis of contractor THDC's Board has approved arrangement for financial regulation of gap funding to M/s HCC for expeditious completion of VPHEP project.

A loan of US\$ 151.205 million has been drawn as on 31st March 2021 from the World Bank as against original loan sanction amount to US\$ 648 million. Due to change in



dollar conversion rate, an amount of US\$ 100 million has been cancelled by World Bank on the request of the company. Therefore amount available for disbursement is US\$ 548 million. The disbursement schedule has been extended by World Bank upto June 2021. However the debt servicing has been made as per original loan agreement.

(ii) Due to slow progress of Tehri PSP project owing the various factors beyond control of company i.e. adverse geological conditions, delay in permission for mining of aggregate from Asena Quarry, obstruction in dumping of muck, financial crisis of civil work contractor M/s HCC the work progress could not achieved at required level. Considering the acute financial crises of contractor, THDC's Board has approved arrangement for financial regulation of gap funding to M/s HCC for expeditious completion of PSP project.

(iii) During the year 2020-21, THDCIL has commissioned 50 MW Solar Power Project at Kasargod on 31.12.2020, pending finalisation of tariff petition revenue from operation of the project has been accounted for at provisional rate of ₹ 3.10 as agreed with the State Discom. However final tariff order dated 17.03.2021 fixing the tariff @ ₹ 3.10 per unit has been issued by the KSERC on 05.05.2021.

(iv) The Holding Company had received an amount of ₹ 14.00 Cr. on 26.03.2020 as equity infusion from Gol. Considering the strategic sale of Gol Equity including nominee's shares to M/s NTPC Limited and consequent transfer of Gol Equity of ₹ 2730.94 Cr. representing 74.496% to NTPC Ltd. on 27.03.2020, the amount so received from Gol has been refunded to Gol during the FY 2020-21.

8. Disclosures under Ind AS-24 "Related Party Disclosures":-

(A) List of Related Parties:

(i) Parent:

Name of Companies/entity	Principle place of operation
NTPC Limited	India
Govt. of Uttar Pradesh	India

(ii) Key Managerial Personnel:

Sl.	Name	Position held	Period
Parent Company			
A. Whole Time Directors			
1	Shri D.V.Singh	Chairman & Managing Director	Upto 30.04.2021
2	Shri Vijay Goel	Chairman & Managing Director*/Director (Personnel)	Continue
3	Shri J.Behera	Director (Finance)	Continue
4	Shri. R.K.Vishnoi	Director (Technical)	Continue
B. Nominee Directors			
1	Sh.U.K.Bhattacharya	Non-executive Director	W.e.f. 26.08.2020
2	Sh.A.K.Gautam	Non-executive Director	W.e.f. 23.04.2020
3	Sh.T.Venkatesh	Non-executive Director	W.e.f. 14.05.2018
4	Sh.Rajpal	Non-executive Director	Upto 30.04.2021



C. Chief Financial Officer and Company Secretary			
1	Shri J.Behera	Chief Financial Officer	Continue
2	Ms. Rashmi Sharma	Company Secretary	Continue
Subsidiary Company-TUSCO Ltd.			
1	Shri D.V.Singh	Chairman & Managing Director	12.09.2020 to 30.04.2021
2	Shri Vijay Goel	Chairman & Managing Director	W.e.f.01.05.2021
3	Shri J.Behera	Director (Finance)	W.e.f.12.09.2021
4	Shri. R.K.Vishnoi	Director (Technical)	W.e.f.12.09.2021
5	Sh.Bhawani Singh	Non-executive Director	W.e.f. 12.09.2020
6	Shri Shailendra Singh	CEO	W.e.f. 08.10.2020
7	Shri K.K.Srivastava	CFO	W.e.f. 08.10.2020
8	Shri H.Bajpai	Company Secretary	W.e.f. 08.10.2020

(*) Holding additional charge w.e.f.01.05.2021

(iii) Post Employment Benefit Plans:

Name of Related Parties	Principal place of operation
THDC Employees Provident Fund Trust	India
THDCIL Employees Defined Contribution Superannuation Pension Trust	India
THDCIL Post Retirement Medical Facility Fund Trust	India

(iv) Others

SEWA-THDC, a Company Sponsored Not- for- Profit Society, registered under Societies Act 1860, to undertake THDCIL's CSR obligation U/s 135 of Companies Act 2013.

Summary of transactions with related parties (other than for contractual obligations) - ₹ 23.01 Cr. disbursed to SEWA-THDC for CSR activities.

(v) Others entities with joint control or significant influence over the Company.

The Company is a subsidiary of Central Public Sector Undertaking (CPSU) w.e.f. 27.03.2019 controlled by Central Government by holding majority of shares. Pursuant to Paragraph 25 & 26 of Ind AS 24, entities over which the same government has control or joint control of, or significant influence, then the reporting entity and other entities shall be regarded as related parties. The Company has applied the exemption available for government related entities and have made limited disclosures in the financial statements.

Name and nature of relationship with Government

Sl.	Name of Related Parties	Nature of Relationship
1.	Government of India	Shareholder in Holding Company having control over company
2.	NTPC Limited	Holding Company (74.496%)
3.	Govt. of Uttar Pradesh	Shareholder (25.504%)



(B) Transactions with the related parties:

- (i) Transactions with related parties under the control of the same government are as follows: (₹ in Cr.)

Name of the Company	Nature of Transactions by the Company	For the period ended	
		31.03.2021	31.03.2020
NTPC Ltd.	Consultancy Service	27.35	13.71
BHEL	Purchase of Equipments & Spares	163.65	80.99
IOCL	Purchase of Fuel	1.67	2.32
BPCL	Purchase of Fuel	0.94	0.58
PGCIL	Power Line Diversion	53.79	0.32
CMPDIL	Consultancy	6.64	1.63
Utility Powertech Ltd. JV of NTPC & Reliance	Manpower Supply	0.50	0.52
BITES	Consultancy Service	4.27	0.13
NTPC	Payment of dividend	527.25	
Solar Power Corp.Ltd.		1.09	0
Others		1.08	0.77
NTPC Ltd.	Consultancy Service - DPR for TUSCO	1.12	

- (ii) Outstanding balances with related parties are as follows:

(₹ in Cr.)

Particulars	31-Mar-2021	31-Mar-2020
A.Amount Recoverable for sale/purchase of goods and services		
-NTPC Ltd. (Parent company)	Nil	Nil
B.Amount recoverable other than loans		
-KMPs	0.11	0.14
B.Amount payable for sale/purchase of goods and services		
To NTPC by TUSCO	0.11	

- (iii) Compensation to Functional Directors & Key Managerial Personnel: Remuneration and allowances, other benefits and expenses to key managerial personnel including Independent director's fees & expenses are ₹ 4.63 Cr. (Previous period ₹ 4.29 Cr.).

₹ in Cr.

Sl.	Description	Year ended 31.03.2021	Year ended 31.03.2020
1	Short Term Employee Benefits	4.05	3.71
	Post Retirement & Other long term		
2	Employee Benefits	0.49	0.58
	TUSCO	0.09	
3	Termination benefits		0
4	Share-based payment		0
	Total	4.63	4.29

- (i) Terms and conditions of transactions with the related parties:

- (a) Transactions with the related parties are made on normal commercial terms and condition and at market rates.



(b) The Company has assigned consultancy jobs to parent company prior to strategic sale of Gol Equity to M/s NTPC Ltd. on 27.03.2020, for Khurja Super Thermal Power Project on cost plus basis after mutual discussion and after taking into account the prevailing market condition.

9. Disclosure as per Ind As 110 'Consolidated Financial Statements'

During the year 2020-21, M/s TUSCO Limited has been promoted on 12.09.2020 as JV with UPNEDA with the Equity participation in the ratio 74:26 with 74% held by THDC and 26% held by UPNEDA. Complying the provisions of Ind AS 110 and Companies Act 2013, THDC has complied Consolidated Financial Statements(CFS) during the year.

The CFS includes: Consolidated Balance Sheet; Consolidated Statement of Profit & Loss, Consolidated Cash Flow Statement; Statement of changes in equity; and Notes on Accounts.

10. Disclosure as per Ind As 112 'Disclosure of Interest in Other Entities'

(a) M/s TUSCO Limited, a subsidiary of THDC India Ltd. ,has been promoted with UPNEDA with the Equity participation in the ratio 74:26 between the Company & UPNEDA. The country of incorporation or registration is also its principal place of business.

(b) Non-controlling interest (NCI)

The following is summarised financial information for subsidiary that has non-controlling interest. The amounts disclosed for M/s TUSCO Limited are before intere-company eliminations:

Summarised Balance Sheet

Particulars	TUSCO Ltd
	As at 31.03.2021
Current Assets	7.24
Current Liabilities	4.26
Net Current Assets/(Liabilities)	2.99
Non-current assets	7.03
Non-current liabilities	0.28
Net assets	9.74
Accumulated NCI	2.53

Summarised Statement of Profit & Loss

Particulars	FY 2020-21
Total income	0.08
Profit/(loss) for the year	(0.26)
Other comprehensive income/(expense)	-
Profit/(loss) allocated to NCI	(0.07)
Dividends paid to NCI	-

Summarised cash flow for the period ended

Particulars	TUSCO Ltd.
	As at 31.03.2021
Cash flows from/(used in) operating activities	3.82
Cash flows from/(used in) investing activities	(6.95)
Cash flows from/(used in) financing activities	10.34
Net increase/(decrease) in cash and cash equivalents	7.22



(c) Details of significant restrictions

Save and except as agreed through mutual consultation with UPNEDA, THDCIL shall not take any action that may result in shareholding in the subsidiary falling below 51%.

(d) Changes in parent's ownership interest in Subsidiary –

₹ in Cr.

Particulars	Owners interest		Minority interest		Total	
	Share capital including share application money pending allotment	Other equity (other than share application money pending allotment)	Share capital including share application money pending allotment	Other equity (other than share application money pending allotment)	Share capital including share application money pending allotment	Other equity (other than share application money pending allotment)
As at 1 April 2020						
Equity investment during the period	7.40	0	2.60	0	10.00	
Share in statement of profit and loss for the period	(0.19)		(0.07)		(0.26)	
Impact of change in ownership interest						
As at 31 Mar.2021	7.21	0	2.53	0	9.74	

11. Disclosures as per Ind AS 33 'Earnings per share'

The elements considered for calculation of earnings per share (Basic & Diluted) attributable to owners of the parent are as under:

	2020-21	2019-20
Net Profit after Tax but excluding Regulatory Income used as numerator (₹ Cr.)	1049.38	879.19
Net Profit after Tax including Regulatory Income used as numerator (₹ Cr.)	1092.22	920.25
Weighted average no. of equity shares used as denominator	Basic : 36658817 Diluted : 36658817	Basic : 36631822.46 Diluted : 36642751.43
Earnings per Share excluding Regulatory Income		
₹ Basic	286.26	240.01
₹ Diluted	286.26	239.94
Earnings per Share including Regulatory Income		
₹ Basic	297.94	251.22
₹ Diluted	297.94	251.14
Nominal Value per share ₹	₹ 1000	₹ 1000



12. (a) Income tax expense

(i) Income tax recognized in the statement of profit and loss

₹ In Cr.

Particulars	For the year ended	
	31 March 2021	31 March 2020
Current tax expense		
Current year	238.66	171.81
Adjustment of earlier years	0	0.00
Pertaining to regulatory deferral account balances (A)	(9.06)	(8.69)
Total current tax expenses (B)	229.60	163.12

(b) MAT credit available to the company in future but not recognized:

MAT credit available to the Company in future but not recognized as at 31 March 2021 is ₹ 580.97 Cr. (31 March 2020- ₹ 712.91 Cr.)

(ii) In compliance to the Ind AS 12 "Income Taxes" issued by the Ministry of Company Affairs. The net increase in the deferred tax liability of ₹ 68.32 Cr. (PY- Deferred Tax Assets ₹ 48.66Cr.) has been booked to Statement of Profit & Loss.

13. The Company has Input Tax Credit under the provision of Goods & Service Tax lying in different locations. The said input tax credit (ITC) has been claimed over the GST Portal which will be utilised in future subject to the applicable provisions of GST and same has not been recognised as ITC available for utilisation in the books of accounts.

14. (i) Disclosure related to Corporate Social Responsibility (CSR)

a. The breakup of CSR expenditure incurred through SEWA-THDC, a Company Sponsored Not for Profit Society, registered under Societies Act 1860, to undertake THDCIL's CSR obligation U/s 135 of Companies Act 2013.

Sl.No.	Head of Expenses Constituting CSR expenses	₹ in Cr.
1	Sanitation, Health Care & Drinking Water	3.70
2	Education & Livelihood Programme	0.00
	(i) Education Development	5.42
	(!!) Rural Development (implemented through universities)	3.14
3	Women Empowering & Setting up old Age Homes etc.	0.19
4	Forest & Environment, Animal Welfare etc.	0.11
5	Art & Culture, Public libraries	0.41
6	Measurers for the benefit of Armed forces Veterans, War widow etc	0.05
7	Promotion of Sports	0.02
8	Prime Minister's National Relief fund etc.	7.40
9	Welfare of SC	0.00
10	Rural Development Projects	0.58
11	Calamity/Disaster	1.54
12	STPP Khurja Project Exps	0.02
	CSR Administrative Exps	0.54
	Total	23.10



Expenditure incurred by SEWA out of THDCIL's contribution of ₹ 23.01 Cr. and interest income earned/refund of revolving money during the year amounting to ₹ 0.09 Cr.

b. The company has incurred an amount of ₹ 23.01 Cr. (PY ₹ 21.48 Cr.) towards CSR expenditure during the current financial year 2020-21 as against stipulated amount of ₹ 23.01 Cr. (PY ₹ 21.48 Cr.) equivalent to 2% of average net profit of preceding three Financial years in terms of Section 135 of the Companies Act 2013.

c. Details of expenditure during FY 2020-21 in cash and yet to be paid in cash along with the nature of expenditure (capital or revenue) is as under:

		(₹ in Cr.)		
		In cash	Yet to be paid	Total
(i)	Const./Acquisition of any assets			
(ii)	On purpose other than (i)	23.01	0.00	23.01

(ii) Disclosure related to Research & Development Expenditure

The Company has incurred an amount of ₹ 4.52 Cr. (Revenue ₹ 4.52 Cr.) [PY ₹ 6.12 Cr. (Capital ₹ 1.32 Cr., Revenue ₹ 4.80 Cr.)] towards Research & Development expenditure during the current financial year 2020-21 as per the R&D plan approved by the Board for the FY 2020-21

15. Information in respect of micro and small enterprises as at 31st March 2021 as required by Micro, Small & Medium Enterprises Development Act, 2006 (MSMED Act) and the said outstanding is less than 45 days.

	(₹ in Cr.)	
	2020-21	2019-20
a. Amount remaining unpaid to any supplier:		
i) Principal amount	0.56	0.71
ii) Interest due thereon	0.00	0.00
b. Amount of interest paid in terms of Section 16 of the MSMED Act along with the amount paid to the suppliers beyond the appointed day	0.00	0.00
c. Amount of interest due and payable for the period of delay in making payment (which have been paid but beyond the appointed day during the year) but without adding the interest specified under the MSMED Act.	0.00	0.00
d. Amount of Interest accrued and remaining unpaid	0.00	0.00
e. Amount of further interest remaining due and payable even in the succeeding years, until such date when the interest dues as above are actually paid to the small enterprises, for the purpose of disallowances as a deductible expenditure under Section 23 of MSMED Act	0.00	0.00

16. Disclosure as per Ind AS 116 'Leases'

Effective from 1st April 2019, THDCIL has adopted Ind AS 116 'Leases' and applied the standard to all lease contracts existing on 1 April 2019, using the modified retrospective method. The same are adhered in the current financial year.

(i) The Company's significant leasing arrangements are in respect of the following assets:

Ka



(a) Premises for residential use of employees. Offices and guest houses/ transit camps and on lease which are not non-cancellable and are usually renewable on mutually agreeable terms.

(b) The Company has taken certain vehicles (other than electrical) on lease for a period of three years, which can be further extended at mutually agreed terms. There are no escalations in the lease rentals as per terms of the agreement. However, the Company has purchase option for such vehicles at the end of the lease term.

(c) The Company acquires land on leasehold basis for a period generally ranging from 05 years to 99 years from the government authorities which can be renewed further based on mutually agreed terms and conditions. The leases are non cancellable. These leases are capitalised at the present value of the total minimum lease payments to be paid over the lease term. Future lease rentals are recognised as 'Lease liabilities' at their present values. The Right-of-use land is amortised considering the significant accounting policies of the Company.

In respect of leases at (b) & (c) above, the carrying amount of the right-of-use asset and the lease liability at the date of initial application is the carrying amount of the lease asset and lease liability immediately before that date measured applying Ind AS 17.

(ii) The following are the carrying amounts of lease liabilities recognised and the movements during the period:

(₹ in Cr.)

Particulars	For the Year ended 31 March 2021	For the Year ended 31 March 2020
Opening Balance	15.88	0.00
- Additions in lease liabilities	2.10	43.14
- Interest cost during the year	1.56	1.51
- Payment of lease liabilities	5.94	28.78
Closing Balance	13.60	15.88
Current	4.26	5.62
Non Current	9.34	10.26

(iii) Maturity Analysis of the lease liabilities:

Contractual undiscounted cash flows	As at 31 March 2021	As at 31 March 2020
3 months or less	1.15	1.70
3-12 Months	3.48	5.06
1-2 Years	5.36	6.02
2-5 Years	2.17	2.13
More than 5 Years	7.22	7.89
Lease liabilities as at 31 March 2021	19.38	22.80

(iv) The following are the amounts recognized in profit or loss:

Particulars	As at 31 March 2021	As at 31 March 2020
Depreciation expense for right-of-use assets	17.24	8.82
Interest expense on lease liabilities	1.56	1.52
Expense relating to short-term leases	2.44	2.79



(v) The following are the amounts of cash flow against leases:

Particulars	For 31 st March 2021	For 31 st March 2020
Cash Outflow from leases	5.94	28.78
Cash outflow relating to short-term leases	2.44	2.79

17. Disclosures under the provisions of IND AS 19 –Employee Benefits are as under:

a. Defined contribution Plan: -Pension

The company has Defined Contribution Pension Scheme as approved by Ministry of Power (MoP).The liability for the same is recognised on accrual basis.The scheme is funded and managed by separate trust created for this purpose.

b. Defined benefit plans:

(i) Employers contribution to Provident Fund:

The Company pays fixed contribution to Provident Fund at predetermined rates to a separate trust, which invests the fund in permitted securities. The obligation of the company is limited to such fixed contribution and to ensure a minimum rate of return to the members as specified by GOI. Based on the actuarial valuation ₹ Nil (PY - ₹ 3.73 Cr.) as the Fair Value of Plan Assets exceeds the Present Value of Obligations by ₹ 0.21 Cr. (PY ₹ -3.73 Cr.- as the Present Value of Obligations exceeds the Fair Value of Plan Assets by ₹ 3.73 Cr.) has been provided in the books. Further, contribution to employee pension scheme is paid to the appropriate authorities.

(ii) Gratuity:

The Company has a defined benefit Gratuity Plan, which is regulated as per the provisions of Payment of Gratuity Act, 1972. The liability for the same is recognized on the basis of actuarial valuation.

(iii) Leave encashment:

The Company has a defined benefit leave encashment plan for its Employees. Under this plan they are entitled to encashment of earned leaves and medical leaves subject to limits and other conditions specified for the same. The liability towards leave encashment is recognised on the basis of actuarial valuation.

(iv) Post Retirement Medical Benefit (PRMB): New

The Company has Post Retirement Medical Benefit Scheme, under which retired employee, spouse of retired employee are provided medical facilities in the Company hospitals/empanelled hospitals. They can also avail treatment as Out-Patient subject to a ceiling fixed by the Company. Further, a trust has been created to manage the scheme and fully functional. The liability towards the same is recognised on the basis of actuarial valuation. The obligation of the company is limited to the payment of the shortfall of Present Value of Plan Assets over the Present Value of Obligation as ascertained through Actuarial Valuation. Based on the actuarial valuation ₹ 4.29 Cr. (PY ₹ 5.83 Cr.) as the Present Value of Obligations exceeds the Fair Value of Plan Assets by ₹ 4.29 Cr. (PY ₹ 5.83 Cr.) has been provided in the books.

(v) Other benefit (Baggage/LSA/FBS) plans:

Other retirement benefit plans include baggage allowance for settlement at any other place where he / she may like, memento at the time of retirement and monetary assistance to the legal heir(s) in the event of death and Total Permanent Disablement



leading to separation of employee as a Social Security Measure. These schemes are unfunded and liability for the same is recognised on the basis of actuarial valuation.

Provision for employee benefits has been made for the current period using the Actuarial Valuation done as at 31.03.2021. Accordingly, disclosure under the provision of Ind AS 19 on "Employee Benefits" for the Financial Year ended 31.03.2021 is given below:

Table - 1: Key Actuarial assumption & Risk exposures for Actuarial Valuation as at:

Particular	31.03.2021	31.03.2020	31.03.2019	31.03.2018	31.03.2017
Mortality Table	IALM (2012-14)	IALM (2012-14)	IALM (2006-08)	IALM (2006-08)	IALM (2006-08)
Discount Rate	6.75%	6.75%	7.75%	7.60%	7.50%
Future Salary Increase	6.5%	6.5%	8.00%	8.00%	8.00%

Description of Risk Exposures: Valuations are based on certain assumptions, which are dynamic in nature and vary over time. As such company is exposed to various risks as follow -

- Salary Increases- Actual salary increases will increase the Plan's liability. Increase in salary increase rate assumption in future valuations will also increase the liability.
- Investment Risk – If Plan is funded then assets liabilities mismatch & actual investment return on assets lower than the discount rate assumed at the last valuation date can impact the liability.
- Discount Rate : Reduction in discount rate in subsequent valuations can increase the plan's liability.
- Mortality & disability – Actual deaths & disability cases proving lower or higher than assumed in the valuation can impact the liabilities.
- Withdrawals – Actual withdrawals proving higher or lower than assumed withdrawals and change of withdrawal rates at subsequent valuations can impact Plan's liability.

Table – 2: Change in Present Value of Obligations (PVO)

(₹ in Cr.)

(Figures in Parenthesis represent in Negative Balance)

Particular	Gratuity	Earned Leave (EL)	Sick Leave (HPL)	Post Retirement Medical Benefit (PRMB)	Others-Baggage Allowance/ Long Service Award/FBS
PVO at the beginning of year	191.01 {178.93}	56.07 {43.04}	109.06 {98.83}	79.85 {70.02}	12.63 {12.43}
Interest cost	12.89 {13.87}	3.78 {3.33}	7.36 {7.66}	5.39 {5.43}	0.85 {0.96}
Past service cost					1.18
Current service cost	5.08 {5.81}	13.38 {12.78}	4.69 {4.51}	2.56 {2.36}	1.15 {1.18}
Benefit paid	(17.94) {16.35}	(13.31) {14.69}	(4.11) {2.78}	(3.42) {2.85}	(1.33) {1.51}
Actuarial (Gain)/loss	(1.05) {8.74}	6.26 {11.60}	(0.88) {0.83}	2.93 {4.88}	(0.20) {0.44}
PVO at the end of the year	189.99 {191.01}	66.18 {56.07}	116.13 {109.06}	87.30 {79.85}	14.29 {12.63}



(Handwritten signature)

Table – 3:

Amount recognized in Balance Sheet

(₹ in Cr.)

(Figures in Parenthesis represent in Negative Balance)

Particular	Gratuity	Earned Leave (EL)	Sick Leave (HPL)	Post Retirement Medical Benefit (PRMB)	Others-Baggage Allowance/ Long Service Award/FBS
PVO at the end of the year	189.99 {191.01}	66.18 {56.07}	116.13 {109.06}	87.30 {79.85}	14.29 {12.63}
Fair Value of Plan Assets at the end of year	NA	NA	NA	83.01 (74.02)	NA
Funded Laib./Prov	Nil	Nil	Nil	83.01 (74.02)	Nil
Unfunded Laib./Prov	189.99 {191.01}	66.18 {56.07}	116.13 {109.06}	4.29 {5.83}	14.29 {12.63}
Unrecognised actuarial gain/loss					
Net liability recognized in the Balance Sheet	189.99 {191.01}	66.18 {56.07}	116.13 {109.06}	4.29 {5.83}	14.29 {12.63}

Table – 4: Amount recognized in Statement of Profit & Loss, OCI & EDC .

(Figures in Parenthesis represent in Negative Balance)

(₹ In Cr.)

Particular	Gratuity	Earned Leave (EL)	Sick Leave (HPL)	Post Retirement Medical Benefit (PRMB)	Others-Baggage Allowance/ Long Service Award/FBS
Current Service Cost	5.08 {5.81}	13.38 {12.78}	4.69 {4.51}	2.56 {2.36}	1.15 {1.18}
Past Service Cost					118.44
Interest Cost	12.89 {13.87}	3.78 {3.33}	7.36 {7.66}	5.39 {5.43}	0.85 {0.96}
Net Actuarial (gain)/loss recognized for the year in OCI	(1.05) {8.74}	6.26 {11.60}	(0.88) {0.83}	2.93 {4.88}	(0.20) {0.44}
Expense recognized in the Statement in the Profit & Loss/EDC for the year.	17.97 {19.68}	23.42 {27.71}	11.18 {13.00}	2.95 {3.07}	3.19 {2.14}



Table – 5: Sensitivity analysis

(₹ In Cr.)

Impact due to	Gratuity		Earned Leave (EL)		Sick Leave (HPL)		PRMB		Others	
	31.03.21	31.03.20	31.03.21	31.03.20	31.03.21	31.03.20	31.03.21	31.03.20	31.03.21	31.03.20
Discount rate										
Increase of 0.50%	(5.09)	(5.42)	(2.09)	(1.82)	(3.20)	(3.23)	(10.17)	(9.30)	(0.38)	(0.35)
Decrease of 0.50%	5.36	5.72	2.23	1.93	3.37	3.40	10.34	9.46	0.39	0.36
Salary rate										
Increase of 0.50%	1.24	1.46	2.22	1.93	3.36	3.40	NA	NA	0.18	1.80
Decrease of 0.50%	(1.34)	(1.56)	(2.10)	(1.83)	(3.22)	(3.32)	NA	NA	(0.17)	(1.70)
Medical cost /settlement cost rate										
Increase of 0.50%	NA	NA	NA	NA	NA	NA	10.37	9.49	NA	NA
Decrease of 0.50%	NA	NA	NA	NA	NA	NA	(10.21)	(9.33)	NA	NA

Other disclosures:

(₹ In Cr.)

Gratuity	31.03.2021	31.03.2020	31.03.2019	31.03.2018	31.03.2017
Present value of obligation at the end of the year	189.99	191.01	178.93	174.87	170.03
Actuarial (Gain)/loss	(1.05)	8.74	(0.12)	(7.85)	(1.37)
Actuarial (Gain)/loss recognized through Statement of OCI	(1.05)	8.74	(0.12)	(7.85)	(1.37)
Expense recognized in Statement of Profit & Loss/EDC for the year	17.97	19.68	19.35	19.59	30.76

Earned Leave (EL)	31.03.2021	31.03.2020	31.03.2019	31.03.2018	31.03.2017
Present value of obligation at the end of the year	66.18	56.07	43.04	27.72	53.98
Actuarial (Gain)/loss	6.26	11.60	11.38	4.52	16.68
Expense recognized in Statement of Profit & Loss/EDC for the year	23.42	27.71	25.85	10.03	22.63

Sick Leave (HPL)	31.03.2021	31.03.2020	31.03.2019	31.03.2018	31.03.2017
Present value of obligation at the end of the year	116.13	109.06	98.83	88.81	123.88
Actuarial (Gain)/loss	(0.88)	0.83	1.78	(46.16)	8.61
Expense recognized in Statement of Profit & Loss/EDC for the year	11.18	13.00	12.79	(32.84)	22.34

Post Retirement Medical Benefit (PRMB)	31.03.2021	31.03.2020	31.03.2019	31.03.2018	31.03.2017
Present value of obligation at the end of the year	87.30	79.85	70.02	62.70	56.39
Unrecognised Actuarial (Gain)/loss	1.34	2.76	3.85	1.22	6.43
Expense recognized in Statement of Profit & Loss/EDC for the year	2.95	3.07	6.94	6.44	5.25



Others-Baggage Allowance/ Long Service Award/FBS	31.03.2021	31.03.2020	31.03.2019	31.03.2018	31.03.2017
Present value of obligation at the end of the year	14.29	12.63	12.43	8.92	8.62
Actuarial (Gain)/loss	0.20	0.43	(0.29)	(0.28)	0.38
Actuarial (Gain)/loss recognized through Statement of OCI	0.20	0.43	(0.29)	(0.28)	0.38
Expense recognized in Statement of Profit & Loss/EDC for the year	3.19	2.14	5.16	1.38	1.12

18. a) The Company has a system of obtaining periodic confirmation of balances from banks and other parties. There are no unconfirmed balances in respect of bank accounts and borrowings from banks & financial institutions. With regard to receivables for energy sales, the Company sends demand intimations to the beneficiaries with details of amount paid and balance outstanding which can be said to be automatically confirmed on receipts of subsequent payment from such beneficiaries. In addition, reconciliation with beneficiaries and other customers are generally done on 31st December. So far as trade/other payables and loans and advances are concerned, the balance confirmation letters with the negative assertion as referred in the Standard on Auditing (SA) 505 (Revised) "External Confirmations", were sent to the parties. Some of such balances are subject to confirmation/reconciliation. Adjustment, if any will be accounted for on confirmation/reconciliation of the same, which in the opinion of the management will not have a material impact.

b) In the opinion of the management, the value of assets, other than property, plant & equipment and non-current investments, on realisation in the ordinary course of business, will not be less than the value at which these are stated in the Balance Sheet.

19. Payment to Auditors (including GST)

(₹ in Cr.)

		2020-21	2019-20
I.	Statutory Audit Fees	0.17	0.13*
II.	For Taxation matter (Tax Audit)	0.03	0.02
III.	For Company Law matter		-----
IV.	For Management services		-----
V.	For other Services(Certification)	0.06	0.10
VI.	For Reimbursement of expenditure	0.03	0.03

Payments to the Auditors includes ₹ 0.02 Cr. (₹ 0.02 Cr.) relating to earlier year.

*Subject to approval in Annual General Meeting.

20. a) Reconciliation of Cash & Cash Equivalents between Cash Flow Statement and Balance Sheet is as under:

(₹ in Cr.)

Particulars	Note No	31.03.2021	31.03.2020
Cash And Cash Equivalents	12	232.30	25.19
Add: Bank Balances under Lien	13	0.00	0.58
Less: Over Draft Balance incl.STL	26	700.00	1115.05
Cash & Cash Equivalent as per Cash Flow Statement		467.70	-1089.28

In March 2017 the Ministry of Corporate Affairs issued the Companies (Indian Accounting Standards) (Amendments) Rules 2017 notifying amendments to Ind AS 7 'Statement of cash flows'. These amendments are in accordance with the recent amendments made by International Accounting Standards Board (IASB) to IAS 7 'Statement of cash flows'.



The amendments are applicable to the company from April 1 2017 and they introduce additional disclosures that will enable users of financial statements to evaluate changes in liabilities arising from financing activities including both changes arising from cash flows and non-cash changes suggesting inclusion of a reconciliation between the opening and closing balances in the balance sheet for liabilities arising from financing activities to meet the disclosure requirement.

(₹ in Cr.)

Cash flow from Financing Activities (2020-21)	Opening	Current Year	Closing	Change	Remarks
Share Capital Issued (Including pending allotment)	3665.88		3665.88		
Non controlling int.		2.53	2.53	2.53	Cap.cont-₹ 2.60 Cr., Share in other equity- ₹0.07 Cr.
Long term Borrowings (Bonds & other secured Loans)	4557.74		5560.99	1003.25	Loan drawn – Bonds- ₹1550.00 Cr. World Bank ₹ 77.00 Cr., Repayment- Domestic ₹ 547.53 Cr., World ₹ 48.67 Cr., Exchange rate ₹ 24.92Cr. (Fav.)- Net change ₹1005.87 Cr. Leases ₹ 2.63 Cr. (Net decrease)
Interest on Loans Finance costs paid Less capitalized – CWIP		404.86 (222.93)		(181.93)	Charged to P&L
Late Payment Surcharge		660.94		660.94	Other income
Dividend paid		(707.75)		(707.75)	Payment of Dividend
Net Cash flow from financing				777.39	

21. Disclosure as per Schedule III to the Companies Act,2013

Name of the entity in the Group	Net Assets, i.e., total assets minus total liabilities as at		Share in profit or loss for the year ended		Share in other comprehensive income for the year ended		Share in total comprehensive income for the year ended	
	As % age of consolidated net assets	(₹ in Cr.)	As % age of consolidated profit or loss	(₹ in Cr.)	As % age of consolidated other comprehensive income	(₹ in Cr.)	As % age of total comprehensive income	(₹ in Cr.)
THDC India Limited								
31-Mar-21	99.97%	9917.24	100.01%	1092.22	100%	0.31	100.01%	1092.53
31-Mar-20	100%	9532.47	100%	920.25	100%	-16.83	100%	903.43
Subsidiary								
TUSCO Ltd.								
31-Mar-21	0.026%	2.53	-0.01%	-0.07		0		-0.07
31-Mar-20	100%	0	0	0		0		0
Total								
31-Mar-21	100%	9919.77	100%	1092.15	100%	0.31	100%	1092.46
31-Mar-20	100%	9532.47	100%	920.25	100%	-16.83	100%	903.43

Ra



22. PY figures have been regrouped/ reclassified wherever necessary to make the figures comparable with the figures of the current year.
23. Statement containing salient features of the financial statements of Subsidiaries/Joint Ventures of THDC India Ltd., pursuant to first proviso to sub-section (3) of Section 129 read with Rule 5 of Companies (Accounts) Rules, 2014, in form AOC I is attached.

For and on Behalf of Board of Directors



(Rashmi Sharma)
Company Secretary
M No. 026692


(J. Behera)
Director (Finance)
DIN: 08536589


(Vijay Goel)
Chairman & Managing Director
DIN : 08073656

As per our Report of Even Date Attached
For S.N.KAPUR & ASSOCIATES
Chartered Accountants
FRN 001545C of ICAI

Date: 10/06/2021
Place: LUCKNOW


(Avichal SN Kapur)
Partner
Membership No. : 400460



FORM NO. AOC.1
Statement containing salient features of the financial statements of
Subsidiaries/Associate Companies/Joint Ventures of THDC India Ltd.

(Pursuant to first proviso to sub-section (3) of Section 129 read with Rule 5 of Companies (Accounts) Rules, 2014)

Part "A": Subsidiaries

₹ in Cr.

1	Name of the Subsidiary	TUSCO Ltd.
2	The date since when subsidiary was acquired	12.09.2020*
3	Reporting period for the subsidiary concerned, if different from the holding company's reporting period	Same as that of Holding Company (01.04.2020-31.03.2021)
4	Reporting currency and exchange rate as on the last date of the relevant financial year in the case of foreign subsidiaries.	NA
5	Share capital	10.00
6	Reserves & surplus	-0.260
7	Total assets	14.27
8	Total liabilities	4.53
9	Investments	0.00
10	Turnover/Other income	-0.35
11	Profit before taxation	-0.35
12	Provision for taxation	0.09
13	Profit after taxation	-0.26
14	Proposed dividend	0.00
15	% of Shareholding	0.74


(*) Date of incorporation.

Part "B" : Associates and Joint Ventures

Nil

For and on Behalf of Board of Directors


(Rashmi Sharma)
 Company Secretary
 M No. 026692



(J. Behera)
 Director (Finance)
 DIN: 08536589


(Vijay Goel)
 Chairman & Managing Director
 DIN : 08073656

As per our Report of Even Date Attached
 For S.N.KAPUR & ASSOCIATES
 Chartered Accountants
 FRN 001545C of ICAI

Date: 10.06.2021

Place: LUCKNOW


(Avichal SN Kapur)
 Partner
 Membership No. : 400460



S.N.KAPUR & ASSOCIATES

CHARTERED ACCOUNTANTS

HEAD OFF: M-5 GOLE MARKET, MAHANAGAR, LUCKNOW- 226006
Phone Nos.(off) : 4016231 | Mobile: 9839011549, 9415011673 , 9839211549

INDEPENDENT AUDITORS' REPORT

To,
The Members of THDC INDIA LIMITED

Report on the Audit of the Consolidated Financial Statements

Opinion

We have audited the accompanying Consolidated Financial Statements of THDC India Limited (hereinafter referred to as "the Holding Company") and its subsidiary (the Holding Company and its subsidiary together referred to as "the Group"), which comprise the Consolidated Balance Sheet as at 31 March, 2021, the Consolidated Statement of Profit and Loss (including Other Comprehensive Income), the Consolidated Statement of Changes in Equity and the Consolidated Statement of Cash Flows for the year then ended, and notes to the Consolidated Financial Statements, including a summary of the significant accounting policies and other explanatory information (hereinafter referred to as "Consolidated Financial Statements").

In our opinion and to the best of our information and according to the explanations given to us the aforesaid Consolidated Financial Statements give the information required by the Companies Act, 2013 ('the Act') in the manner so required and give a true and fair view in conformity with the Indian Accounting Standards prescribed under section 133 of the Act read with the Companies (Indian Accounting Standards) Rules, 2015, as amended, ("Ind AS") and the accounting principles generally accepted in India, of the consolidated state of affairs (financial position) of the Group as at March 31, 2021, and their consolidated net profit (financial performance including other comprehensive income), their consolidated changes in equity and consolidated cash flows for the year ended on that date.

Basis for Opinion

We conducted our audit of the Consolidated Financial Statements in accordance with the Standards on Auditing (SAs) specified under section 143(10) of the Companies Act, 2013. Our responsibilities under those Standards are further described in the Auditor's Responsibilities for the Audit of the Consolidated Financial Statements section of our report. We are independent of the Group in accordance with the 'Code of Ethics' issued by the Institute of Chartered Accountants of India (ICAI) together with the ethical requirements that are relevant to our audit of the Consolidated Financial Statements under the provisions of the Act and the Rules made thereunder, and we have fulfilled our other ethical responsibilities in accordance with these requirements and the ICAI's Code of Ethics. We believe that the audit evidence we have obtained is sufficient and appropriate to provide a basis for our audit opinion on the Consolidated Financial Statements.

Key Audit Matters

Key audit matters are those matters that, in our professional judgment, were of most significance in our audit of the consolidated financial statements of the current period. These matters were addressed in the context of our audit of the consolidated financial statements as a whole, and in forming our opinion thereon, and we do not provide a separate opinion on these matters. For each matter below, description of how our audit addressed the matter is provided in that context. The below mentioned key audit matters pertains to Holding Company as the other auditor of the component has not given any key audit matters in their report :-



Sl. No.	Key Audit Matters	Addressing the Key Audit Matters
1.	<p>Recognition and Measurement of Revenue for Sale of Energy</p> <p>The Company records revenue from sale of energy as per the principles enunciated under Ind AS 115, based on tariff rates approved by the Central Electricity Regulatory Commission (CERC). However, in cases where tariff rates are yet to be approved, provisional rates are adopted considering the applicable CERC Tariff Regulations.</p> <p>This is considered as key audit matter due to the nature and extent of estimates made as per the CERC Tariff Regulations, which leads to recognition and measurement of revenue from sale of energy being complex and judgmental.</p> <p>(Refer Note No. 32 to the Financial Statements, read with the Significant Accounting Policy No. 15)</p>	<p>We have obtained an understanding of the CERC Tariff Regulations, orders, circulars, guidelines and the Company's internal circulars and procedures in respect of recognition and measurement of revenue from sale of energy comprising of capacity and energy charges and adopted the following audit procedures:</p> <ul style="list-style-type: none"> - Evaluated and tested the effectiveness of the Company's design of internal controls relating to recognition and measurement of revenue from sale of energy. - Verified the accounting of revenue from sale of energy based on tariff rates approved by the CERC. <p>Based on the above procedure performed, the recognition and measurement of revenue from sale of energy are considered to be adequate and reasonable.</p>
2	<p>Contingent Liabilities</p> <p>There are a number of litigations pending before various forums against the company and the management's judgment is required for estimating the amount to be disclosed as contingent liability.</p> <p>We identified this as a key audit matter because the estimates on which these amounts are based involve a significant degree of management judgment in interpreting the cases and it may be subject to management bias.</p> <p>(Refer Note No. 42.2 to the Financial Statements, read with the Significant Accounting Policy No. 14)</p>	<p>We have obtained an understanding of the Holding Company's internal instructions and procedures in respect of estimation and disclosure of contingent liabilities and adopted the following audit procedures:</p> <ul style="list-style-type: none"> - understood and tested the design and operating effectiveness of controls as established by the management for obtaining all relevant information for pending litigation cases; - discussed with the management any material developments and latest status of legal matters; - read various correspondences and related documents pertaining to litigation cases and relevant external legal opinions obtained by the management and performed substantive procedures on calculations supporting the disclosure of contingent liabilities; - examined management's judgements and assessments whether provisions are required; - considered the management assessments of those matters that are not disclosed as the probability of material outflow is considered to be remote; - reviewed the adequacy and completeness of disclosures; <p>Based on the above procedures performed, the estimation and disclosures of contingent liabilities are considered to be adequate and reasonable.</p>



Emphasis of Matter

Considering the requirement of Standard on Auditing (SA 600) on 'Using the work of Another Auditor' including materiality, we draw attention to the following matters in the notes to the Consolidated Financial Statements:

- a) Para 7 (i) and (ii) of Note No. 42 of the Consolidated Financial Statements regarding delay in completion of VPHEP and Tehri PSP projects of the Holding Company owing to factors beyond control of company. Further, considering the acute financial crisis of M/s HCC, Board of Directors of the Company have approved arrangement of gap funding to contractor for expeditious completion of projects with financial regulation.
- b) Para 5 (i) of Note No. 42 of the Consolidated Financial Statements regarding 995.72 Hac land acquired for various projects is being used for project works by THDCIL. The title deed of such land is yet to be executed.
Further, Para 5 (ii) of Note No. 42 of the Consolidated Financial Statements regarding 44.429 Hac of Civil Soyam Land where execution of lease deed is pending, the land amounting to Rs. 49.03 Cr. has been provisionally capitalised under leasehold land at prevailing circle rate and is being amortised prospectively i.e. from FY 2020-21 over balance useful of the project. The liability amounting to Rs. 49.03 Cr. has been booked in Note 28 to balance sheet.
- c) Note 41.4 of the Consolidated Financial Statement regarding the management evaluation of COVID-19 impact on the performance of the Group.
Further, the Holding Company has allowed a special rebate to Discoms amounting to Rs. 35.65 Cr. accounted for as exceptional items.
- d) Note 42.18 (a) of the Consolidated Financial Statements regarding the balances in accounts of trade/ other payables and loans and advances etc. including those balances appearing under current assets, loans and advances and current liabilities are subject to confirmation and reconciliation. The financial statements do not include the impact of adjustment, if any, which may arise out of the confirmation and reconciliation process.

Our opinion is not modified in respect of these matters.

Other Matter

We did not audit the financial statements/ financial information of subsidiary company included in the Consolidated Financial Statement, whose financial statements reflects total Assets of Rs. 14.28 crore; total Revenues of Rs. 0.08 crore and Net Cash Inflows amounting to Rs. 7.22 crore for the year ended on that date, as considered in the Consolidated Financial Statements. The financial statements of subsidiary company have been audited by its respective independent auditor whose report has been furnished to us by the management and our opinion on the Consolidated Financial Statement, in so far as it relates to the aforesaid subsidiary is based solely on the report of the other auditor and the procedures performed by us are as stated in Auditors' Responsibility section after considering the requirement of Standard on Auditing (SA 600) on 'Using the work of Another Auditor' including materiality.

Our opinion is not modified in respect of this matter.

Information Other than the Consolidated Financial Statements and Auditors' Report Thereon

The Holding Company's Board of Directors is responsible for the preparation of the other information. The other information comprises the information included in the Annual Report related to the Consolidated Financial Statements, but does not include the Consolidated Financial Statements and our auditor's report thereon. The other information is expected to be made available to us after the date of this auditor's report.

Our opinion on the Consolidated Financial Statements does not cover the other information and we do not express any form of assurance conclusion thereon.



In connection with our audit of the Consolidated Financial Statements, our responsibility is to read the other information and, in doing so, consider whether the other information is materially inconsistent with the Consolidated Financial Statements or our knowledge obtained during the course of our audit or otherwise appears to be materially misstated.

When we read the other information, if we conclude that there is a material misstatement therein, we are required to communicate the matter to those charged with governance and take appropriate actions, if required.

Responsibility of Management and Those Charged with Governance for the Consolidated Financial Statements

The Holding Company's Board of Directors is responsible for the preparation and presentation of these Consolidated Financial Statements in terms of the requirements of the Companies Act, 2013, that give a true and fair view of the consolidated financial position, consolidated financial performance including other comprehensive income, consolidated Statement of Changes in Equity and consolidated cash flows of the Group in accordance with the accounting principles generally accepted in India, including the Ind AS Accounting Standards specified under section 133 of the Act read with the Companies (Indian Accounting Standards) Rules, 2015 as amended. The respective Board of Directors of the companies included in the Group are responsible for maintenance of adequate accounting records in accordance with the provisions of the Act for safeguarding the assets of the Group & for preventing and detecting frauds and other irregularities; the selection and application of appropriate accounting policies; making judgments and estimates that are reasonable and prudent; and the design, implementation and maintenance of adequate internal financial controls, that were operating effectively for ensuring accuracy and completeness of the accounting records, relevant to the preparation and presentation of the Consolidated Financial Statements that give a true and fair view and are free from material misstatement, whether due to fraud or error, which have been used for the purpose of preparation of the Consolidated Financial Statements by the Directors of the Holding Company, as aforesaid.

In preparing the Consolidated Financial Statements, the respective Board of Directors of the companies included in the Group are responsible for assessing the ability of the Group to continue as a going concern, disclosing, as applicable, matters related to going concern and using the going concern basis of accounting unless management either intends to liquidate the Group or to cease operations, or has no realistic alternative but to do so.

The respective Board of Directors of the companies included in the Group are responsible for overseeing the financial reporting process of the Group.

Auditor's Responsibilities for the Audit of the Consolidated Financial Statements

Our objectives are to obtain reasonable assurance about whether the Consolidated Financial Statements as a whole are free from material misstatement, whether due to fraud or error, and to issue an auditor's report that includes our opinion. Reasonable assurance is a high level of assurance, but is not a guarantee that an audit conducted in accordance with SAs will always detect a material misstatement when it exists. Misstatements can arise from fraud or error and are considered material if, individually or in the aggregate, they could reasonably be expected to influence the economic decisions of users taken on the basis of these Consolidated Financial Statements.

As part of an audit in accordance with SAs, we exercise professional judgment and maintain professional skepticism throughout the audit. We also:

- Identify and assess the risks of material misstatement of the Consolidated Financial Statements, whether due to fraud or error, design and perform audit procedures responsive to those risks, and obtain audit evidence that is sufficient and appropriate to provide a basis for our opinion. The risk of not detecting a material misstatement resulting from fraud is higher than for one resulting from error, as fraud may involve collusion, forgery, intentional omissions, misrepresentations, or the override of internal control.



- Obtain an understanding of internal control relevant to the audit in order to design audit procedures that are appropriate in the circumstances. Under section 143(3)(i) of the Act, we are also responsible for expressing our opinion on whether the holding company and its subsidiary company have adequate Internal Financial Control system in place and the operating effectiveness of such controls.
- Evaluate the appropriateness of accounting policies used and the reasonableness of accounting estimates and related disclosures made by management.
- Conclude on the appropriateness of Holding Company's management's use of the going concern basis of accounting and, based on the audit evidence obtained, whether a material uncertainty exists related to events or conditions that may cast significant doubt on the ability of the Group to continue as a going concern. If we conclude that a material uncertainty exists, we are required to draw attention in our auditor's report to the related disclosures in the Consolidated Financial Statements or, if such disclosures are inadequate, to modify our opinion. Our conclusions are based on the audit evidence obtained up to the date of our auditor's report. However, future events or conditions may cause the Group to cease to continue as a going concern.
- Evaluate the overall presentation, structure and content of the Consolidated Financial Statements, including the disclosures, and whether the Consolidated Financial Statements represent the underlying transactions and events in a manner that achieves fair presentation.
- Obtain sufficient appropriate audit evidence regarding the financial information of the entities or business activities within the Group to express an opinion on the consolidated financial statements. We are responsible for the direction, supervision and performance of the audit of the financial statements of such entities included in the consolidated financial statements of which we are the independent auditors. For the other entity included in the consolidated financial statements, which have been audited by other auditor, such other auditor remain responsible for the direction, supervision and performance of the audits carried out by them. We remain solely responsible for our audit opinion.

We communicate with those charged with governance of the Holding Company and such other entities included in the Consolidated Financial Statements of which we are the independent auditors regarding, among other matters, the planned scope and timing of the audit and significant audit findings, including any significant deficiencies in internal control that we identify during our audit.

We also provide those charged with governance with a statement that we have complied with relevant ethical requirements regarding independence, and to communicate with them all relationships and other matters that may reasonably be thought to bear on our independence, and where applicable, related safeguards.

From the matters communicated with those charged with governance, we determine those matters that were of most significance in the audit of the Consolidated Financial Statements of the current period and are therefore the key audit matters. We describe these matters in our auditor's report unless law or regulation precludes public disclosure about the matter or when, in extremely rare circumstances, we determine that a matter should not be communicated in our report because the adverse consequences of doing so would reasonably be expected to outweigh the public interest benefits of such communication.

Report on Other Legal and Regulatory Requirements

1. As required by Section 143(3) of the Act, based on our audit and on the consideration of report of the other auditor on separate financial statements, we report, to the extent applicable, that:
 - a) We have sought and obtained all the information and explanations which to the best of our knowledge and belief were necessary for the purposes of our audit of the aforesaid Consolidated Financial Statements.



- b) In our opinion, proper books of account as required by law relating to preparation of the aforesaid Consolidated Financial Statements have been kept so far as it appears from our examination of those books and the reports of the other auditors.
- c) The Consolidated Balance Sheet, the Consolidated Statement of Profit and Loss (including Other Comprehensive Income), the Consolidated Statement of Changes in Equity and the Consolidated Statement of Cash Flows dealt with by this Report are in agreement with the relevant books of account maintained for the purpose of preparation of the Consolidated Financial Statements.
- d) In our opinion, the aforesaid Consolidated Financial Statements comply with the Indian Accounting Standards specified under Section 133 of the Act read with the Companies (Indian Accounting Standards) Rules, 2015 as amended.
- e) In terms of Notification No. G.S.R. 463(E) dated 05th June, 2015 issued by the Ministry of Corporate Affairs, the provisions of Section 164 (2) of the Act regarding disqualification of directors, are not applicable to the Holding company and its subsidiary Company.
- f) With respect to the adequacy of the Internal Financial Controls with reference to consolidated financial statements of the Holding Company and its subsidiary and the operating effectiveness of such controls, refer to our separate report in Annexure A;
- g) As per Notification No. GSR 463(E) dated 5 June 2015 issued by the Ministry of Corporate Affairs, Government of India, Section 197 of the Act is not applicable to the Government Companies. Accordingly, reporting in accordance with requirement of provisions of section 197(16) of the Act is not applicable to the Holding company and its subsidiary.
- h) With respect to the other matters to be included in the Auditor's Report in accordance with Rule 11 of the Companies (Audit and Auditors) Rules, 2014, as amended in our opinion and to the best of our information and according to the explanations given to us:-
- The Consolidated Financial Statements disclose the impact of pending litigations on the consolidated financial position of the Group – Refer Note 42.2 to the Consolidated Financial Statements;
 - The Group did not have any material foreseeable losses on long term contracts including derivative contracts;
 - There were no amounts which were required to be transferred to the Investor Education and Protection Fund by the Holding company and its subsidiary.

For S.N.KAPUR & ASSOCIATES

Chartered Accountants

Firm's ICAI Reg. No. 001545C



CA. AVIJAL SN. KAPUR)

Partner

M.No.:400460

Date: 10.06.2021

Place: Lucknow

UDIN: 21400460AAABLY1961

TO THE INDEPENDENT AUDITORS' REPORT

(Referred to in paragraph 1(f) under the heading "Report on Other Legal and Regulatory Requirements" of our report of even date to the member of THDC India Ltd. on the Consolidated Financial Statements for the year ended 31.03.2021)

Report on the Internal Financial Controls with reference to Consolidated Financial Statements under Clause(i) of sub section 3 of Section 143 of the Companies Act, 2013("the Act")

In conjunction with our audit of the Consolidated Financial Statements of the Group as of and for the year ended 31 March 2021, we have audited the internal financial controls with reference to Consolidated Financial Statements of THDC India Limited (hereinafter referred to as "the Holding Company") and its subsidiary (the Holding Company and its subsidiary together referred to as "the Group"), as of that date.

Management's Responsibility for Internal Financial Controls

The respective Board of Directors of the Holding Company and its subsidiary are responsible for establishing and maintaining internal financial controls based on the internal control over financial reporting criteria established by the Holding Company considering the essential components of internal control stated in the Guidance Note on Audit of Internal Financial Controls over Financial Reporting issued by the Institute of Chartered Accountants of India ("ICAI"). These responsibilities include the design, implementation and maintenance of adequate internal financial controls that were operating effectively for ensuring the orderly and efficient conduct of its business, including adherence to company's policies, the safeguarding of its assets, the prevention and detection of frauds and errors, the accuracy and completeness of the accounting records, and the timely preparation of reliable financial information, as required under the Act.

Auditor's Responsibility

Our responsibility is to express an opinion on the Company's internal financial controls with reference to Consolidated Financial Statement based on our audit. We conducted our audit in accordance with the Guidance Note on Audit of Internal Financial Controls over Financial Reporting (the "Guidance Note") and the Standards on Auditing, issued by ICAI and deemed to be prescribed under section 143(10) of the Companies Act 2013, to the extent applicable to an audit of internal financial controls, with reference to Consolidated Financial Statements. Those Standards and the Guidance Note require that we comply with ethical requirements and plan and perform the audit to obtain reasonable assurance about whether adequate internal financial controls over consolidated financial reporting was established and maintained and if such controls operated effectively in all material respects.

Our audit involves performing procedures to obtain audit evidence about the adequacy of the internal financial control with reference to Consolidated Financial Statements and their operating effectiveness. Our audit of internal financial controls with reference to Consolidated Financial Statements included obtaining an understanding of internal financial controls with reference to Consolidated Financial Statements, assessing the risk that a material weakness exists, and testing and evaluating the design and operating effectiveness of internal control based on the assessed risk. The procedures selected depend on the auditor's judgment, including the assessment of the risks of material misstatement of the Consolidated Financial Statements, whether due to fraud or error.

We believe that the audit evidence we have obtained and the audit evidence obtained by the other auditors of the subsidiary incorporated in India, in terms of their reports referred to in the 'Other Matters' paragraph is sufficient and appropriate to provide a basis for our audit opinion on the Company's internal financial controls system with reference to Consolidated Financial Statements.



Meaning of Internal Financial Controls with reference to Consolidated Financial Statements

A company's internal financial control with reference to Consolidated Financial Statements is a process designed to provide reasonable assurance regarding the reliability of financial reporting and the preparation of Consolidated Financial Statements for external purposes in accordance with generally accepted accounting principles. A company's internal financial control with reference to Consolidated Financial Statements includes those policies and procedures that (1) pertain to the maintenance of records that, in reasonable detail, accurately and fairly reflect the transactions and dispositions of the assets of the company; (2) provide reasonable assurance that transactions are recorded as necessary to permit preparation of Consolidated Financial Statements in accordance with generally accepted accounting principles, and that receipts and expenditures of the company are being made only in accordance with authorizations of management and directors of the company; and (3) provide reasonable assurance regarding prevention or timely detection of unauthorized acquisition, use, or disposition of the company's assets that could have a material effect on the Consolidated Financial Statements.

Inherent Limitations of Internal Controls with reference to Consolidated Financial Statements

Because of the inherent limitations of internal financial controls with reference to Consolidated Financial Statements, including the possibility of collusion or improper management override of controls, material misstatements due to error or fraud may occur and not be detected. Also, projections of any evaluation of the internal financial controls with reference to Consolidated Financial Statements to future periods are subject to the risk that the internal financial control with reference to Consolidated Financial Statements may become inadequate because of changes in conditions, or that the degree of compliance with the policies or procedures may deteriorate.

Opinion

In our opinion and to the best of our information and according to the explanations given to us, the Holding Company and its subsidiary which are companies incorporated in India, have, in all material respects, an adequate internal financial controls with reference to Consolidated Financial Statements in place and such internal financial controls with reference to Consolidated Financial Statements were operating effectively as at 31 March 2021, based on the internal controls over financial reporting criteria established by the Company considering the essential components of internal control stated in the Guidance Note on Audit of Internal Financial Controls Over Financial Reporting issued by ICAI.

Reference is invited to Note 41.4 of the Consolidated Financial Statement regarding the management evaluation of COVID-19 impact on the performance of the company and the same have been mentioned in Emphasis of Matter paragraph to the Independent Auditors' Report.

Our opinion is not modified in respect of this matter.

Other Matters

Our aforesaid report under Section 143(3)(i) of the Act on the adequacy and operating effectiveness of the internal financial controls with reference to Consolidated Financial Statements of the Holding company, in so far as it related to the subsidiary, is based on the corresponding report of the auditor of such company incorporated in India.

For S.N.KAPUR & ASSOCIATES

Chartered Accountants

Firm's ICAI Reg. No. 001545C



(CA. AVICHAL SN. KAPUR)

Partner

M.No.:400460

Date: 10.06.2021

Place: Lucknow