



रामगुण्डम
RAMAGUNDAM

Ref.No:09/EMG/E-10/2019/R1

Date: 08.05.2019

To

Dr. M.R.G. REDDY, IFS
Addl. Principal Chief Conservator of Forests (C), Regional Office (SEZ)
Ministry of Environment Forests & Climate Change,
1st and 2nd Floors, Handloom Export Promotional Council,
4 Cathedral Garden Road,
Nungambakkam, Chennai – 560 034.


Respected Sir,

Sub: Six Monthly Compliance report of EC accorded to NTPC TeSTPP -reg

Please find enclosed herewith submitting the six monthly compliance reports for EC accorded by MOEF&CC to NTPC Telangana Super Thermal Power Project(TeSTPP), pertaining to the period October-2018 to March-2019. To comply with EC Specific condition No-xxx, Social Audit of TeSTPP's CSR activities under CD-Budget was carried in October 2018 by Department of Business Management, Shathavahana University, Karimnagar. Audit Report is also enclosed for your ready reference.

Thanking you

Yours sincerely
For NTPC Ltd


(Ch.Shankar)

Sr. Manager (EMG/AU)

E/a

The Environmental Engineer,
Telangana State Pollution Control Board,
Regional Office – Ramagundam,
Jyothinagar, Peddapalli (Dist), Telangana, India - 505215

Ramagundam Super Thermal Power Station, PO: Jyothinagar, Dist: Peddapalli, TS- 505 215:
Telephone no.08728-272962

Regd. Office:NTPC Limited, NTPC Bhawan, Scope Complex, 7 Institutional Area, Lodhi Road, New Delhi-110 003
No. L40101DL1975GO1007966 www.ntpc.co.in

Telangana Super Thermal Power Plant
Stage-I (2X800MW)

ENVIRONMENTAL CLEARANCE
Half-Yearly Compliance Status
October 2018 to March 2019

Status as on 31.03.2019

**Telangana Super Thermal Power Plant
Stage-I (2X800MW)**

**HALF-YEARLY COMPLIANCE STATUS OF ENVIRONMENTAL
CLEARANCE CONDITIONS**

Vide Letter No. J- 13012/112/2010-IA. II (T) Dated 20th January 2016

Sr.No.	EC Conditions	Status AS ON 31.03.2019
A	SPECIFIC CONDITIONS	
(i)	As the Satellite Imagery submitted was not clear, a clear satellite imagery shall be submitted to the Ministry and its R.O. Further, latest authenticated. Satellite imagery shall be submitted on an annual basis to the Ministry and its R.O to monitor the alterations of the area.	The consultancy contract for the stipulated condition was awarded to Telangana State Remote Sensing Application Centre (TRAC), Govt. of Telangana. Report submitted to Regional Office (South Eastern Zone at Chennai) & Central Office of MOEF&CC on 16 th March 2018.
(ii)	The PP shall ensure compliance to the Ministry's Notification. Dated 02.01.2014 regarding use of coal with ash content not exceeding thirty-four per cent, on quarterly average basis. This is to be ensured by incorporating a condition in the MoU/FSA with CIL etc. Also, if required, coal washery shall be installed.	The said stipulation will be complied during operation phase of the project.
(iii)	The Sulphur and ash content of coal shall not exceed 0.5% and 34% respectively. In case of variation of quality at any point of time, fresh reference shall be made to the Ministry and suitable amendments to the environmental clearance will have to be sought.	The said stipulation will be complied during operation phase of the project.
(iv)	FGD shall be installed as the emissions are found to be almost reaching threshold limit of 80 unit (for the worst-case scenario) and also considering the cushion w.r.t NAAQS.	NTPC has already initiated an action plan for installing FGD system in the layout for all units for controlling SO _x concentration in flue gas in compliance to latest MOEF&CC emission norms for TPP dated 07.12.2015. FGD Package has been awarded in Jan-2018. Civil foundation works of various buildings viz., ball mill building, lime stone building, gypsum de-watering

Sr.No.	EC Conditions	Status AS ON 31.03.2019
		building completed. Super-structure work, Absorber tower, tank erection are in progress.
(v)	NTPC shall endeavor to enter into MoUs with NHAI, Associations of Cement Industries and Municipal Authorities for ensuring ash utilization in roads construction and cement manufacturing.	Ash Utilization Plan has been prepared and shall be implemented in compliance to fly ash gazette notification dated 03.11.2009 and its amendment dated 25.01.2016 during the operation phase of the project. Already NTPC received Expression of Interest (EOI) for lifting ash from various cement & brick manufacturing industries. NTPC is also continuously making efforts to sign MoU with other cluster of industries for ensuring maximum ash utilization. Matter has also been taken up with NHAI for entering into MOUs for use of ash in road construction works.
(vi)	The PP shall examine possibility of relocating the ash pond. In case, the relocation of ash pond is not possible, precautionary measures by providing maximum green belt between ash pond and reservoir etc. shall be undertaken.	The location of ash pond was selected after making detailed techno feasible examination of all available options. However, maximum possible thick greenbelt will be developed and bund will be constructed between ash pond and reservoir area.
(vii)	Study shall be conducted regarding the impact on agricultural fields in terms of heavy metal in food chain and ground water/soil for a period of one year and the report submitted to the Ministry.	Study for the Telangana STPP will be carried out during the operational stage of the project. However, a study is in progress for the present scenario.
(viii)	The Ash water Re-circulation System (AWRS) shall be immediately installed for the existing TPP. Till that time, the ash pond effluent shall not be discharged into agricultural fields etc.	AWRS (Ash Water Recirculation System) is already in place for Ramagundam. However, to ensure 100 % recirculation, AWRS is being augmented by awarding an additional AWRS package. AWRS works like construction of pump house building, installation of pumps, laying of pipe line and other allied structures and activities are expected to be completed by July 2019.

Sr.No.	EC Conditions	Status AS ON 31.03.2019
(ix)	The PP shall enhance the green belt of the existing TPP in compliance to the earlier EC conditions etc.	<p>Already greenbelt has been developed in existing Ramagundam STPP, Township area and around the proposed Telangana main plant site. Further, plantation will also continue at all available spaces in and around the project area, after construction is complete. Till date 46,000 tree plantation completed in two phases.</p> <p>Also, to support State Govt's Plantation Program "Telangana ku Haritha Haram" an amount of Rs. 57 lakhs during 2016-17 and Rs 77.5 lakhs during 2017-18 has been given to District Forest Department.</p> <p>Due to non-availability of sufficient and suitable land within the NTPC premises, at present stage we could not complete the target. However, we are pursuing to identify suitable land for plantation of tree saplings.</p>
(x)	Long term monitoring of temperature shall be undertaken on-site and off-site of the TPP, as data of decrease in temperature needs to be Verified. Further, requisite corrective action shall be taken based on the findings of the monitoring.	Long term monitoring of temperature profile will be undertaken both on-site and off-site of the TPP and accordingly the necessary corrective action will be taken.
(xi)	As the data for the health studies was more than five years old, a fresh Occupational health and epidemic health disorders survey of the study area (10 km radius) shall be conducted and the report submitted to the Ministry and its R.O within one year.	<p>The consultancy package for undertaking Occupational Health and Epidemic Health Disorders Survey of the study area (10 Km radius) was awarded to M/s Pollucon Laboratories Pvt. Ltd, Surat.</p> <p>Final report submitted by the agency was submitted in Nov 2018.</p>
(xii)	As Committed, a minimum amount of Rs. 20 Crores shall be earmarked as capital cost for CSR activities and the recurring cost per annum shall be as per the CSR Policy of GOI till the operation of the plant commences.	<p>A requisite fund of 20.0 crores has been earmarked for Community Development works for Telangana project as per stipulation out of which, as on date</p> <ol style="list-style-type: none"> 1. 3.56Cr has been spent 2. 7.08Cr Works awarded and works under progress.

Sr.No.	EC Conditions	Status AS ON 31.03.2019
		3. 6.48Cr under various stages of tendering process Estimation under progress for works for remaining amount.
(xiii)	Vision document specifying prospective plan for the site shall be formulated and submitted to the Regional office of the Ministry within six months.	NTPC vide letter dated 06.04.2016 has already submitted a project vision document to the Regional Office (South Eastern Zone), MOEF&CC at Chennai.
(xiv)	Harnessing solar power within the premises of the plant particularly at available roof tops shall be carried out and status of implementation including actual generation of solar power shall be submitted along with half yearly monitoring report.	Scheme for harnessing solar power from rooftops within the premise of the upcoming plant has been formulated in Feasibility report (FR). As the plant is in construction phase, the details of roof top solar power generated will be submitted in operation phase.
(xv)	A long term study of radio activity and heavy metals contents of coal to be used shall be carried out through a reputed institute and results thereof analyzed every two year and reported along with monitoring reports. Thereafter mechanism for an in-built continuous monitoring for radio activity and heavy metals in coal and fly ash (including bottom ash) shall be put in place.	Heavy Metals and radio activity of tapering linkage coal (WCL) has been carried out from Environment Protection Training & Research Institute (EPTRI), Hyderabad and Department of Atomic Energy, Board of Radiation & Isotope Technology, Navi Mumbai respectively. Further long-term study on heavy metal and radioactivity contents will be carried out once the project starts receiving the coal during operation phase.
(xvi)	Online continuous emission monitoring system for stack emission and ambient air shall be installed.	Online continuous emission monitoring system (CEMS) for stack emission shall be installed for proposed units. Already online continuous emissions monitoring system (AAQMS) at 3 locations installed and are functional.
(xvii)	High Efficiency Electrostatic Precipitators (ESPs) shall be installed to ensure that particulate emission does not exceed 50 mg/Nm ³ or as would be notified by the Ministry, whichever is lesser. Adequate dust extraction system such as cyclones/ bag filters and water spray system in dusty areas such as in coal	The High Efficiency Electrostatic Precipitators (ESP) will be designed and installed for achieving guaranteed efficiency of 99.99 % in order to comply with the stipulation. Besides, dust extraction systems

Sr.No.	EC Conditions	Status AS ON 31.03.2019
	handling and ash handling Points, transfer areas and other vulnerable dusty areas shall be provided along with an environment friendly sludge disposal system.	<p>and suitable water spray systems are included in the design of the plant to suppress/avoid dust emissions from the coal and ash handling areas.</p> <p>However, NTPC will also make all its efforts in order to comply with the latest emission notification by MOEF&CC for TPP dated 07.12.2015</p>
(xviii)	Adequate dust extraction system such as cyclones/hag filters and water spray system in dusty areas such as in coal handling and ash handling points, transfer areas and other vulnerable dusty area shall be provided	<p>Adequate no. of dust suppression and dust extraction systems are under construction in coal handling area including coal stockyard area ash handling area and other vulnerable dusty area for control of fugitive dust emissions.</p> <p>Water sprinklers will also be installed at dust prone sites in order to attenuate fugitive dust emission.</p> <p>Dry fog dust suppression system is being provided at all transfer points.</p>
(xix)	COC of at least 5.0 shall be adopted.	Closed cycle cooling system has been designed with Cycle of Concentration (COC) of 5.0 for optimization of water requirement.
(xx)	Monitoring of surface water quantity and quality shall also be regularly conducted and records maintained. The monitored data shall be submitted to the Ministry regularly. Further, monitoring points shall be located between the plant and drainage in the direction of flow of ground water and records maintained. Monitoring for heavy metals in ground water shall also be undertaken and results/findings submitted along with half yearly monitoring report.	Monitoring of Surface and Ground water quality will be carried out regularly as per stipulations and half-yearly reports will be submitted to Regional Office (South Eastern Zone), MOEF&CC at Chennai during the operation phase of the project.
(xxi)	A well designed rain water harvesting system shall be put in place within six months, which shall comprise of rain collection from the built up and Open area in the plant premises and detailed record kept of the quantity of water harvested every year and its use.	<p>Rainwater harvesting system will be put in place and records shall be maintained.</p> <p>All the main plant & Offsite buildings, switchyard control rooms are having provisions of rain water harvesting and is incorporated in the contract.</p>

Sr.No.	EC Conditions	Status AS ON 31.03.2019
(xxii)	No water bodies including natural drainage system in the area shall be disturbed due to activities associated with the setting up/ operation of the power plant.	No water body including natural drainage system of the area has been disturbed / shall be disturbed due to activities associated with the setting up / operation of the power plant.
(xxiii)	Wastewater generated from the plant shall be treated before discharge to comply limits prescribed by the SPCB/CPCB.	<p>An effluent management scheme will be implemented during the operation phase of the project with the objective to treat the wastewater as per the prescribed statutory standards of TSPCB/CPCB before its final discharge.</p> <p>The water system of Telangana STPP, Stage-I has been designed with Zero Liquid Discharge (ZLD) Concept by maximum recycle power of waste water after treatment for various plant activities. Accordingly, NTPC has already revised its water requirement in order to comply with the latest emission notification by MOEF&CC for TPP dated 07.12.2015.</p>
(xxiv)	Online continuous effluent monitoring system shall also be installed.	Online continuous effluent monitoring system will be installed during operation phase of the project.
(xxv)	Additional soil for levelling of the proposed site shall be generated within the sites (to the extent possible) so that natural drainage system of the area is protected and improved.	All additional soil levelling of the project site will be done from within the sites only with all necessary precautions will be taken to protect natural drainage system of the area.
(xxvi)	Fly ash shall be collected in dry form and storage facility (silos) shall be provided. Mercury and other heavy metals (AS, Hg, Cr, Pb etc.) shall be monitored in the bottom ash. No ash shall be disposed off in low lying area.	<p>An ash management & disposal scheme will be implemented consisting of dry ash extraction system (DAES) for dry collection of fly ash with storage facility (silos), supply of ash to entrepreneurs for utilization and promoting ash utilization to maximum extent and safe disposal of unused ash in the ash pond area.</p> <p>Monitoring for mercury & heavy metals in the bottom ash and water emanating from ash pond will be</p>

Sr.No.	EC Conditions	Status AS ON 31.03.2019
		done during the operation phase of the project.
(xxvii)	Fugitive emission of fly ash (dry or wet) shall be controlled such that no agricultural or non-agricultural land is affected. Damage to any land shall be mitigated and suitable compensation provided in consultation with the local Panchayat.	Fugitive emission of fly ash & dust will be controlled with the aid of suitable pollution control devices such as dust extraction system and dust suppression system, bag filters, etc. Extensive plantation will be undertaken in all available spaces including coal handling, ash pond area etc
(xxviii)	Green Belt consisting of three tiers of plantations of native species all around plant and at least 50 m width shall be raised. Wherever 50 m width is not feasible a 20 m width shall be raised and adequate justification shall be submitted to the Ministry. Tree density shall not be less than 2500 per ha with survival rate not less than 80 %	Already greenbelt has been developed in existing Ramagundam STPP, Township area and around the proposed Telangana main plant site. Further, plantation will also continue at all available spaces in and around the project area, after construction is complete.
(xxix)	CSR schemes identified based on need based assessment shall be implemented in consultation with the village Panchayat and the District administration starting from the development of project itself. As part of CSR prior identification of local employable youth and eventual employment in the project after imparting relevant training shall be also undertaken. Company shall provide separate budget for community development activities and income generating programmes.	<p>Various CSR schemes have been implemented and will be continued based on need-based survey in consultation with the village Panchayat and the District Administration.</p> <p>Separate budget has been earmarked for implementing CSR-CD activities for the project and shall be utilized in accordance with the said stipulations.</p> <p>NTPC is already providing solar lights & toilets in villages, distributed scholarships to school children & organized medical camps for local population and provided vocational training for local youth.</p> <p>Development of infrastructure facilities, viz., improvement in roads, bus shelters, public facilities, solar street lamps, sanitation, toilets, medical, Schools, sports facilities etc. are already being implemented.</p>
(xxx)	For proper and periodic monitoring of CSR activities, a CSR committee or a social Audit committee or a suitable credible external agency shall be	Social committee will be engaged at an appropriate time after a substantial amount is incurred on this account.

Sr.No.	EC Conditions	Status AS ON 31.03.2019
	appointed. CSR activities shall also be evaluated by an independent external agency. This evaluation shall be both concurrent and final.	Work order for social audit of CSR activities under CD-Budget is already placed to Department of Business Management, Shathavahana University, Karimnagar and audit conducted in October 2018. Audit Report is attached.
(xxxi)	An Environmental cell comprising of at least one expert in environmental science/ engineering, ecology, occupation health and social science, shall be created preferably at the project site itself and shall be headed by an officer of appropriate superiority and qualification. It shall be ensured that the Head of the Cell shall directly report to the Head of the Plant who would be accountable for implementation of environmental regulations and social impact improvement/mitigation measures.	An Environment Management Group (EMG) headed by AGM (EMG) is already functional . The EMG will be responsible for implementing and monitoring the stipulations. EMG shall have sufficient trained manpower and equipment for environmental monitoring and other environmental related activities to ensure compliance with statutory requirements. It will interact regularly with the State Pollution Control Board.
B	GENERAL CONDITIONS	
(i)	The treated effluents conforming to the prescribed standards only shall be recalculated and reused within the plant. Arrangements shall be made that effluents and storm water do not get mixed.	The concept of Zero Liquid Discharge (ZLD) shall be adopted through reuse of plant effluents. An independent plant effluent drainage system will be constructed to ensure that plant effluents do not mix with storm water drainage.
(ii)	A sewage treatment plant shall be provided (as applicable) and the treated sewage shall be used for raising greenbelt/ plantation.	All domestic sewage emanating from plant and township will be treated in a sewage treatment plant. The treated sewage conforming to prescribed standards shall be utilized for plantation & raising greenbelt to the extent possible.
(iii)	Adequate safety measure shall be provided in the plant area to check/minimize spontaneous fires in coal yard, especially during summer season. Copy of these measures with full details along with location plant layout shall be submitted to the Ministry as well as to the Regional office of the Ministry.	Hydrant system for covering the entire power station including all the auxiliaries and buildings in the plant area shall be implemented. The system will be complete with piping, hydrants, valves, instrumentation, hoses, nozzles, hose boxes/stations etc. Copy of these measures with full details will be submitted to R.O,

Sr.No.	EC Conditions	Status AS ON 31.03.2019
		MOEF&CC (South-Eastern Zone) at Chennai, after detailed Engineering Completion.
(iv)	Storage facilities for auxiliary liquid fuel such as LDO/HFO/ LSHS shall be made in the plant area in consultation with Department of Explosives, Nagpur. Sulphur content in the liquid fuel will not exceed 0.5% Disaster Management Plan shall be prepared to meet any eventuality in case of an accident taking place due to storage of oil.	Storage facilities for auxiliary liquid fuel LDO/LSHS are designed conforming to the safety standards and where risk is minimal. A detailed Disaster Management Plan & Risk assessment including fire and explosion issues will be prepared and finalized in consultation with Department of Explosives, Nagpur and regular mock drills shall be conducted as per plan in order to address any eventuality in case of an accident.
(v)	First Aid and sanitation arrangement shall be made for the drivers and other contract workers during construction phase.	All arrangements related to first aid, health & safety and sanitation for workers during construction phase of the project have been kept under the scope of EPC contractor. However, NTPC will ensure effective compliance of the said stipulations. Various measures implemented during construction phase through contractor are:- <ul style="list-style-type: none"> • Adequate infrastructure facilities, such as sanitation, fuel, restroom, medical facilities, safety, and suitable water supply are being provided to the labor colonies housing the work force during construction phase of the project. • Safety equipment such as earplugs and earmuffs, helmets, face shields, safety goggles etc. is being provided to workers engaged in high risk areas. • A first aid center is established to provide immediate medical aid to the workers and their family members. A 24 Hr ambulance is in service at site to transport injured workers to nearby hospitals.
(vi)	Noise levels emanating from turbines	Design specification for the

Sr.No.	EC Conditions	Status AS ON 31.03.2019
	shall be so controlled such that the noise in the work zone shall be limited to 85 dB (A) from source. For people working in the high noise area, requisite personal protective equipment like earplugs/ear muffs etc. shall be provided. Workers engaged in noisy areas such as turbine area, air compressors etc shall be periodically examined to maintain audiometric record and for treatment for any hearing loss including shifting to none noisy/less noisy areas.	equipment has been made to comply with the stipulation. Personal protective equipment has been arranged through contractors during construction phase. Periodic examination of workers during operation phase shall be done as stipulated. The workers of generator hall and other high noise area will be provided with appropriate ear protection devices.
(vii)	Regular monitoring of ambient air ground level concentration of SO ₂ , NO _x , PM _{2.5} & PM ₁₀ and Hg shall be carried out in the impact zone and records maintained. If at any stage these levels are found to exceed the prescribed limits, Necessary control measures shall be provided immediately. The location of the monitoring stations and frequency of monitoring shall be decided in consultation with SPCB. Periodic reports shall be submitted to the Regional office of this Ministry. The data shall also be put on the website of the company.	Regular Monitoring of Ambient air quality is being carried out through Continuous Ambient Air Quality Monitoring System and internal as well as through third party monitoring and reports are being submitted to Telangana SPCB and R.O, MOEF&CC (South-Eastern Zone) at Chennai. The data shall also be put up on the website of the company during the operation phase of the project.
(viii)	Utilization of 100% Fly Ash generated shall be made from 4 th year of operation. Status of implementation shall be reported to the Regional office of the Ministry from time to time.	Ash Utilization plan will be formulated and implemented in compliance to fly ash gazette notification by MOEF&CC dated 03.11.2011 and its subsequent amendments dated 26.01.2016 and status of ash utilization plan implementation shall be intimated to the RO, MoEF&CC (South-Eastern Zone), at Chennai.
(ix)	Provision shall be made for the housing of construction labour (as applicable) within the site with all necessary infrastructure and facilities such as fuel for cooking, mobile toilets, mobile STP, safe drinking water, medical health care, crèche etc. The housing may be in the form of temporary structures to be removed after the completion of the project.	A labour colony with necessary infrastructure facilities such as housing, sanitation, mobile toilet, fuel, medical facilities, safety, drinking water supply etc. has been provided for construction labour through EPC contractor. Also NTPC will ensure effective compliance of the said stipulations.
(x)	The project proponent shall advertise in at least two local newspapers widely	The information of Environmental Clearance was published in Two

Sr.No.	EC Conditions	Status AS ON 31.03.2019
	<p>circulated in the region around the project one of which shall be in the vernacular language of the locality concerned within seven days from the date of this clearance letter, informing that the project has been accorded environmental clearance and copies of clearance letter are available with the state Pollution Control Board/Committee and may also be seen at Website of the Ministry of Environment and Forests at http://envfor.nic.in.</p>	<p>newspapers widely circulated in the region on 23.01.2016 namely:</p> <ol style="list-style-type: none"> 1. THE HINDU (English) & 2. EENADU (Telugu)
(xi)	<p>A copy of the clearance letter shall be sent by the proponent to concerned Panchayat, Zila Parisad / Municipal Corporation, urban local Body and the Local NGO, if any from whom suggestions / representations, if any, were received while processing the proposal. The clearance letter shall also be put on the website of the Company by the proponent.</p>	<p>Copy of Environmental Clearance Letter has been submitted to Municipal Corporation, office of Zila Parisad and other concerned local authorities on 23.01.2016.</p> <p>The Environmental Clearance was also uploaded on the NTPC website on 25.01.2016.</p>
(xii)	<p>The proponent shall upload the status of compliance of the stipulated environmental clearance conditions, including results of monitored data on their website and shall update the same periodically. It shall simultaneously be sent to the Regional Office of MOEF, the respective Zonal Office of CPCB and the SPCBB. The criteria pollutant levels namely; SPM, RSPM (MP_{2.5} & PM₁₀), SO₂, NO_x (ambient levels as well as stack emissions) shall be displayed at a convenient location near the main gate of the company in the public domain.</p>	<p>The latest HYC status report of the stipulated Environmental Clearance (EC) conditions is regularly being submitted to the Regional Office (South-Eastern Zone) of MOEF&CC at Chennai and at the same time being uploaded on MOEF&CC Web site. It is also being uploaded on the NTPC website of the company as per the stipulation.</p> <p>LED screen near the project entrance gate has been erected and it displays ambient air quality in terms of PM₁₀, PM_{2.5}, SO₂ and NO_x.</p>
(xiii)	<p>The environment statement for each financial year ending 31st March in Form-v as is mandated to be submitted by the project proponent to the concerned State Pollution Control Board as prescribed under the Environment (Protection) Rules, 1986, as amended subsequently, shall also be put on the website of the company along with the status of compliance of environmental clearance conditions and shall also be sent the respective Regional Offices of the Ministry by e-mail.</p>	<p>The Environment Statement for each financial year ending 31st March in prescribed Form-V will be submitted to the Telangana State Pollution Control Board (Telangana SPCB) once the plant becomes operational by the project proponent.</p>

Sr.No.	EC Conditions	Status AS ON 31.03.2019
(xiv)	The project proponent shall submit six monthly reports on the status of the implementation of the stipulated environmental safeguards to the Ministry of Environment and Forests, its Regional Office, Central Pollution Control Board and State Pollution Control Board. The project proponent shall upload the status of compliance of the environmental clearance conditions of their website and update the same periodically and simultaneously send the same by e-mail to the Regional Office, Ministry of Environment and Forests.	<p>The said stipulation is being regularly complied.</p> <p>Half yearly compliance report for the period April to September 2018 was submitted on 28th Nov, 2018.</p>
(xv)	Regional Office of the Ministry of Environment & Forests will monitor the implementation of the stipulated conditions. A complete set of documents including Environmental Impact Assessment Report and Environment Management Plan along with the additional information submitted from time to time shall be forwarded to the Regional Office for their use during monitoring. Project proponent will upload the compliance status in their website and up-date the same from time to time at least six monthly basis. Criteria pollutants levels including NO _x (from stack & ambient air) shall be displayed at the main gate of the power plant.	Being complied.
(xvi)	Separate funds shall be allocated for implementation of environmental protection measures along with item-wise break-up. These cost shall be included as part of the project cost. The funds earmarked for the environment protections measures shall not be diverted for other purposes and year-wise expenditure should be reported to the Ministry.	<p>Separate funds have been already allocated for Environment Protection measures.</p> <p>Financial Provision stipulated towards environment protection measure will not be diverted for any other purpose.</p>
(xvii)	The project authorities shall inform the Regional Office as well as the Ministry regarding the date of financial closure and final approval of the project by the concerned authorities and the dates of start of land development work and commissioning of plant.	Financial approval of the project is on 29.01.2016 and start of Land development work is on 09.05.2017.
(xviii)	Full cooperation shall be extended to	Full cooperation shall be extended

Sr.No.	EC Conditions	Status AS ON 31.03.2019
	the Scientists / Officers from the Ministry / Regional Office of the Ministry /CPCB / SPCB who would be monitoring the compliance of environmental status.	to the Scientists / officers from the Ministry / Regional Office of the MoEF&CC (South-Eastern Zone), at Chennai / CPCB / Telangana SPCB during monitoring of the project.
7	The ministry reserves the right to revoke the clearance if conditions stipulated are not implemented to the satisfaction. The Ministry may also impose additional environmental conditions or modify the existing ones, if necessary.	Noted.
8	The environmental clearance accorded shall be valid for a period of 7 years from the date of issue of this letter to start operations by the power plant.	Noted.
9	Concealing factual data or submission of false / fabricated data and failure to comply with any of the conditions mentioned above may result in withdrawal of this clearance and attract action under the provisions of Environmental (Protection) Act, 1986.	Noted.
10	In case of any deviation or alteration in the project proposed including coal transportation system from those submitted to this Ministry for clearance, a fresh reference should be made to the Ministry to assess the adequacy of the conditions (s) imposed and to add additional environmental protection measures required, if any.	Noted.
11	The above stipulations would be enforced among others under the water (Prevention and Control of Pollution) Act, 1974, the Air (Prevention and Control of Pollution) Act, 1981, the Environmental (Protection) Act, 1986 and rules there under, Hazardous Wastes (Management, Handling & Transboundary Movement) Rules, 2008 and its amendments, the Public Liability Insurance Act, 1991 and its amendments.	Noted.
12	Any appeal against this environmental clearance shall lie with the National Green Tribunal, if preferred, within 30 days as prescribed under Section 16 of the National Green Tribunal Act, 2010.	Noted.

Telangana Super Thermal Power Plant **Stage-I (2X800MW)**

Social Audit Report **CSR Activities under CD-Budget**

Conducted by

**Department of Business Management,
Shathavahana University,
Karimnagar**

STUDY TEAM

The study team of this survey contained Research Scholars and MBA Students from School of Management, NIT Warangal.

Consultants:

- 1) Dr. G. Sunitha (Assistant Professor, School of Management, NIT Warangal)
- 2) Dr. P. Ramlal (Associate Professor, School of Management, NIT Warangal)

Research Scholars:

- 1) Durgaprasad Navulla
- 2) Jhansi Rani Boda
- 3) P. Yamini Chandra

MBA Students:

- 1) T. Nikhil
- 2) Vamshi Krishna
- 3) Srinivas
- 4) A. Sai

PROFILE OF SCHOOL OF MANAGEMENT, NIT WARANGAL

In 2000, the institute started its MBA program. Life at SOM is a scintillating journey through education, with a harmonious blend of academic and non-academic learning that goes beyond the conventional classroom method. The core objective is to mould engineers into managerial professionals, competent to meet national as well as international challenges and to promote value based growth. Teaching methodology in the department is not governed by any rulebook, but by the emancipation of the thought process. The state-of-the-art AC classrooms are equipped with Wi-Fi enabled web architecture and cyber infrastructure, providing access to latest software and statistical packages, industry databases like CAPITAL LINE PLUS and periodically updated electronic journal databases comprising articles of national and international journals. Classroom learning is consolidated by combining "lectures" with real time "case studies" blended with student faculty interactions, student seminars, in-basket exercises, field experiences, presentations, and industry interactions with a continuous evaluation pattern.

Vision:

- To carve engineers into corporate leaders.

Mission:

- To impart management education synchronized with the needs of the industry.
- To strengthen leadership qualities.
- To enhance the analytical and problem solving abilities

Programs at School of Management:

- School of Management is currently running 2 programs
 1. MBA
 2. PHD
- For MBA, the school has an annual intake of 60 students selected on the basis of CAT / MAT scores every year.
- For PHD the candidates are selected on the basis of UGC NET, CAT/MAT. Currently there are 12 scholars in the department.

Awards & Achievements:

- National Education Leadership, For- Outstanding Engineering College In association with STARS GROUP in 2014.

- National B-School Award for- B-School with Industry Related Curriculum in Information Technology by DNA & STARS GROUP.
- ABP News National B-School Award for- B-School with Industry Related Curriculum in Information Technology in 2012.
- B-School Excellence Award Powered by Bloomberg/UTV for- B-School with Industry Related Curriculum in Information Technology in 2012.
- Star News National B-School Award in Association with Canon for-Outstanding Engineering Institute with Business Management course (South).
- The National Institute of Technology, Warangal, and the School of Management (NITW) have been honoured with awards from ABP (Ananda Bazaar Patrika) News for two consecutive years.
- The School has been accredited by Tata Consultancy Services in 2011.

ABBREVIATIONS

SIE	: Social Impact Evaluation
CD	: Community Development
CSR	: Corporate Social Responsibility
NTPC	: National Thermal Power Corporation
BPL	: Below Poverty Line
RO	: Reverse Osmosis
SDI	: Social Development Indicators
PAF	: Project Affected Families
RPDAC	: Rehabilitation & Peripheral Development
Advisory Committee	
SA	: Social Audit
SES	: Socio Economic Survey
ICDS	: Integrated Child Development scheme
PMAY	: Pradhan Mantri Avas Yojana
PMFY	: Pradhan Mantri Fasal Yojana
PMKVY	: Pradhan Mantri KaushalVikas Yojana
PMGVY	: Pradhan Mantri Gramin Vikas Yojana
APY	: Atal Pension Yojana
PMJYBY	: Pradhan Mantri Jeevan Jyothi Bima Yojana
PMSBY	: Pradhan Mantri Suraksha Bima Yojana

TABLE OF CONTENTS

S.NO.	CHAPTERS	PAGE NO
1.	Executive Summary.....	6
2.	About NTPC.....	7
3.	Introduction to the Study	12
4.	Background of the Study.....	15
5.	Objectives.....	16
6.	Methodology of the Study.....	17
7.	Data Analysis and Interpretation.....	20
8.	Findings	42
9.	Suggestions.....	74

EXECUTIVE SUMMARY

The main purpose of this study is to conduct Social Audit to check the status of corporate social responsibilities, community development activities (CSR-CD) undertaken by NTPC, Ramagundam for the project affected families. In the past and present scenario, NTPC has undertaken good number of CSR activities in the field of education, water, health and sanitation, and other such aspects. The study is based on both primary as well as secondary data. For collecting primary data, a well-structured questionnaire has been prepared. Overall sample for this study is 1600 respondents out of 16 Project affected villages, covering 100 from each village. The data has been collected from various beneficiaries in the affected areas of Ramagundam. Through proper analysis of the data, it has been concluded that NTPC has undertaken and implemented CD activities in a systematic manner. Most of the beneficiaries are happy and satisfied by the activities undertaken by NTPC station.

Suggestions have also been given for each community development activity undertaken. With the help of these suggestions, NTPC can provide more benefits and support to various community people in future also. Through this study, we have also shown the benefits of CSR activities for NTPC, for the people and for the nation. No doubt, NTPC is doing an excellent work for the development of the community people but in future they can contribute more in the areas like – adult literacy programs, digital initiatives, and construction of school building, international scholarships, tree plantation drives and other such initiatives.

Keywords: CD activities, CSR, NTPC, Beneficiaries.

ABOUT NTPC

NTPC is India's largest energy conglomerate with roots planted way back in 1975 to accelerate power development in India. Since then it has established itself as the dominant power major with presence in the entire value chain of the power generation business. From fossil fuels it has forayed into generating electricity via hydro, nuclear and renewable energy sources. This foray will play a major role in lowering its carbon footprint by reducing greenhouse gas emissions. To strengthen its core business, the corporation has diversified into the fields of consultancy, power trading, training of power professionals, rural electrification, ash utilization and coal mining as well. NTPC is India's largest power utility with an installed capacity of 52,946 MW, plans to become a 130 GW company by 2032. Established in 1975, NTPC aims to be the world's largest and best power major. NTPC has comprehensive Rehabilitation & Resettlement and CSR policies well integrated with its core business of setting up power projects and generating electricity. The company is committed to generating reliable power at competitive prices in a sustainable manner by optimizing the use of multiple energy sources with innovative eco-friendly technologies thereby NTPC is contributing to the economic development of the nation and up-liftment of the society.

NTPC became a Maharatna company in May 2010, one of the only four companies to be awarded this status. NTPC was ranked 512th in the '2018, Forbes Global 2000' ranking of the World's biggest companies. The total installed capacity of the company is 52,946 MW (including JVs) with 21 coal based, 7 gas based stations, 1 Hydro based station and 1 Wind based station. 9 Joint Venture stations are coal based and 11 Solar PV projects. The capacity will have a diversified fuel mix and by 2032, non-fossil fuel based generation capacity shall make up nearly 30% of NTPC's portfolio.

NTPC has been operating its plants at high efficiency levels. Although the company has 15.56% of the total national capacity, it contributes 22.74% of total power generation due to its focus on high efficiency. In October 2004, NTPC launched its Initial Public Offering (IPO) consisting of 5.25% as fresh issue and 5.25% as offer for sale by the Government of India. NTPC thus became a listed company in November 2004 with the Government holding 89.5% of the equity share capital. In February 2010, the Shareholding of Government of India was reduced from 89.5% to 84.5% through a further public offer. Government of India has further divested 9.5% shares through OFS route in February 2013. With this, GOI's holding in NTPC has reduced

from 84.5% to 75%. The rest is held by Institutional Investors, banks and Public. Presently, Government of India is holding in NTPC has reduced to 69.74%. Some of the key information about NTPC is mentioned below –

Vision Statement:

“To be the World’s leading Power Company energizing India’s growth.”

Mission Statement:

“Provide reliable power and related solutions in an economical, efficient and environment friendly manner, driven by innovation and agility.”

NTPC Core Values:

- Integrity
- Customer Focus
- Organizational Pride
- Mutual Respect & Trust
- Innovation & Learning
- Total Quality & Safety

NTPC Subsidiaries:

- NTPC Electric Supply Company Ltd. (NESCL)
- NTPC Vidyut Vyapar Nigam Ltd. (NVVN)
- Kanti Bijlee Utpadan Nigam Limited
- Bharatiya Rail Bijlee Company Limited (BRBCL)
- Patratu Vidyut Utpadan Nigam Limited (PVUNL)

NTPC CSR:

CSR has been an integral part of NTPC’s business of power generation and lighting up the lives of millions of Indians. The three core CSR objectives of NTPC are –

- 1) To lead the sector in environment protection including effective ash utilization, peripheral development, and energy conservation practices.
- 2) To lead the sector in the area of resettlement and rehabilitation.
- 3) To contribute to sustainable power development by discharging corporate social responsibility.



Figure 1 -Showing NTPC-CSR Key focus areas

Education:

The company is Promoting education, including special education and employment enhancing vocational skills especially among children, women, elderly and the differently abled and livelihood enhancement projects. They are Distribution of study materials, Scholarships / financial assistance to meritorious students y Infrastructure / assets in Govt. / Govt. funded and other schools that charge equivalent fees Infrastructure for education, Skill Development Centers, Industrial Training Institutes etc. Vocational trainings, Adult Education, Coaching classes, Awareness programs.





Quality of Life (including Health, Water and Sanitation):

Eradicating hunger, poverty and malnutrition, promoting preventive health care and sanitation and safe drinking water. The activities are Mobile Health Clinics, Medical Camps, training/ awareness programs on health, sanitation etc. Infrastructure / assets for hospitals / PHCs etc. Support for Tuberculosis (TB) Control Program, Disability Rehabilitation Centre (DRC), Community/ individual toilets, drains etc., Water supply systems like piped water, hand pumps/ tube wells, bore wells, etc., Supply of drinking water



Gender Equality:

It is also promoting gender equality, empowering women, setting up homes and hostels for women and orphans, setting up old age homes, day care centers and such other facilities for senior citizens and measures for reducing inequalities faced by socially and economically backward groups. The programs are Vocational Training, Formation of women SHGs, Adult Education / Awareness Programs / Workshops/ seminars on Gender Equality, Distribution of Bicycle for women empowerment, Infrastructure development of homes / hostels for women, orphans, old age etc., Other measures for reducing inequalities faced by socially and economically backward groups.

Environmental Sustainability:

Ensuring environmental sustainability, ecological balance, protection of flora and fauna, animal welfare, agro-forestry, conservation of natural resources and maintaining quality of soil, air and water. The activities are as follows: Activities for protecting & maintaining environment (Air, Soil and Water). Initiate & support measures to conserve natural resources (by reduction, reuse and recycling), optimize usage of renewable energy, increase energy efficiency and reduce GHG emissions. Activities for Biodiversity Conservation, protection of Fauna & Flora & restoring ecological balance.

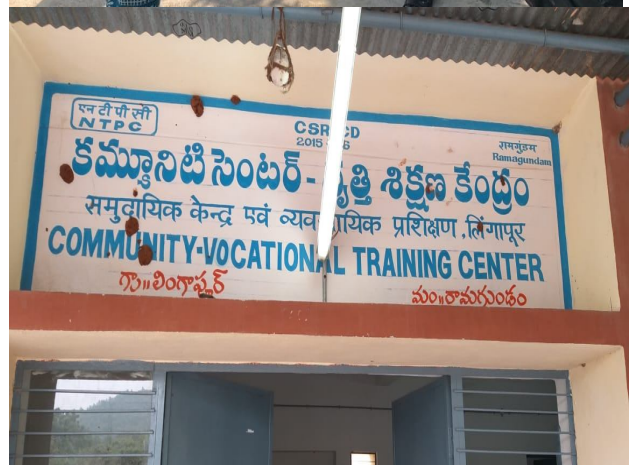
In the field of Education, NTPC is providing all the key support to government schools and colleges in the form of school furniture, student uniforms, books, construction of school toilets and others. Scholarships to bright students is also being provided by NTPC. In the field of health, NTPC is conducting regular health camps for the senior people and differently-abled children. NTPC is also supporting few NGOs in the form of providing free education to students, mid-day meals, and co-curricular activities for the differently-abled children etc. NTPC is also providing vocational training to unemployed youth and women to empower them. Skill training such as- tailoring skills, embroidery is being provided to the women. In the field of water and sanitation. NTPC has provided many water RO purifiers to schools and NGOs. NTPC has also constructed toilets for the public in key areas of India. Overall NTPC has done an excellent CSR work for the upliftment of youth, women, rural people and differently-abled children. NTPC has been in the forefront in supporting physically challenged, supporting the special needs of the community. NTPC supports the physically challenged persons through rehabilitation, enabling an impaired person to reach an optimum mental, physical and/or social functional level and equalization of opportunities making accessible educational opportunities for all. Under Swachh vidyalaya Abhiyan, NTPC ensured availability of toilets in government schools spread across 16 villages. The company helped in reducing the number of dropouts of girl students as the toilet facilities play a crucial role in their retention in the school. It additionally helped in improving sense of personal dignity in girl students along with social status of girl child, encouraging them to continue their education.

INTRODUCTION TO THE STUDY

Social Audit is a tool through which government departments can plan, manage and measure non-financial activities and monitor both internal and external consequences of the departments' social and commercial operations. Social audit gives an understanding of the administrative system from the perspective of the vast majority of the people in the society for whom the very institutional/ administrative system is being promoted and legitimized. Social audit of administration means understanding the administrative system and its internal dynamics from the angle of what they mean for the vast majority of the people, who are not essentially a part of the state or its machinery or the ruling class of the day, for whom they are meant for work. Social audit is an independent evaluation of the performance of an organization as it related to the attainment of its social goals. It is an instrument of social accountability of an organization. In other words, Social audit may be defined as an in depth scrutiny and analysis of working of any public utility vis-à-vis its social relevance. Social auditing is a process that enables an organization to assess and demonstrate its social, economic and environmental benefits. It is a way of measuring the extent to which an organization lives up to the shared values and objectives it has committed itself to. It provides an assessment of the impact of an organization's non-financial objectives through systematic and regular monitoring based on the views of its stakeholders. Stakeholders include employees, Clients, volunteers, funders, contractors, suppliers and the general public affect by the organization. The benefits of the social audit are as follows:

- i) Its enables the organization to take close look at itself and understand how far the organization has lived up to its social objectives.
- ii) It encourages greater concern for social performance throughout the organization.
- iii) Social audit provides data for comparing effectiveness of the different types of programs/activities.
- iv) Social audit provides information for effective response to external claimants that make demands on the organization. The society, welfare organization and variety of others want to know what a business is doing in areas of their special interest, and a business needs to respond as effectively as possible. The social audit shows a business where it is vulnerable to public pressure and where its strengths lie.

The concept of “Social Audit”, now is also linked with concept of “Corporate Social Responsibility” that is followed by corporate entities around the globe. It has become a popular tool to determine a company’s social impact on the community. It is a process by which an attempt is made to find out whether the benefits of the projects/activities reach the people for whom it is meant. The basic objectives of social audit are to find out what the public sector enterprise is doing, to evaluate how well public resources are being used to meet the needs of targeted beneficiaries, to ascertain where improvements need to be made and what those improvements should be, and to strengthen accountability and transparency in public works. Generally, Government and Funding Agencies, Private Enterprises and Civil society are the users of social audit Reports. NTPC (National Thermal Power Corporation) Ramagundam, implemented Social audit in the year 2015 and it has taken a decision to introduce social audit among the affected villages being adopted. It is a way of measuring the extent shared values and objectives it has committed to do. It provides an assessment of the impact of the CSR-CD activities through systematic and regular monitoring based on the views or opinions of the Project Affected Families (PAFs).



The Community Development (CD) works is one major intervention area under the Rehabilitation Action Plan of NTPC, Ramagundam and a number of activities were undertaken for development of the community residing in the affected villages as well as nearby areas of Ramagundam plant. Under this chapter, we examined and analyzed various aspects regarding the need and execution of the activities that had been formulated under RAP and implemented during last two years. Along with this, the chapter also discusses the quality of executed work and magnitude of its impact in the village community. The CSR-CD activities of NTPC Ramagundam included 16 villages under R & R policy. We enquired about the awareness of groups regarding R & R policy. It was found that the all the community groups in these villages reported that they were aware. It was observed that all the reporting respondents were aware about the NTPC Ramagundam proposed CD activities. Majority of them were aware of the developmental activities namely construction of CC roads, providing drinking water facilities and competitive exams training programs for students belonging PAPs households. In the assessment survey, three types of questions were administered to all selected communities in each affected village. The first type of the questions related to the demographic details of the respondents and also to the awareness of the activities of the CSR-CD activities. Further, the respondents level of satisfaction towards the CSR-CD activities regarding the quality of work. The third question related to impact of the executed activity in the village. Within this framework, we listed community development activities under six major heads, which were formulated under Rehabilitation Action Plan (RAP) of NTPC. We asked separate questions related to need for the work, quality of work and their impact/benefit to every social group by activity. The responses of the social groups have been analyzed and presented in following paragraphs. Within this framework, we listed 22 community development activities, which were formulated under Rehabilitation Action Plan (RAP) of NTPC. We asked separate questions related to need for the work, quality of work and their impact on every social group. Let us see the background of the study

BACKGROUND OF THE STUDY

This report mainly deals with the Social Audit for Corporate Social Responsibilities and Community Development Activities (CSR-CD) undertaken by NTPC Ramagundam in its project affected 16 villages. The main aim of the study is to examine whether the project affected families are receiving the benefits of CSR-CD activities and to study the impact of CSR-CD activities to bring changes and development in the following relevant areas

- 1) Education
- 2) Quality of Life
- 3) Gender Equality
- 4) Occupation and Employment Status
- 5) Health and sanitation
- 6) Environmental Aspects
- 7) Other Areas

The study will also provide the basis for determining the satisfaction level of the beneficiaries due to this social corporate responsibility activities and community development activities undertaken by NTPC Ramagundam. Setting up of NTPC projects in remote areas may change the patterns of use of land and may affect the livelihood of the local people also. This calls for a collaborative effort to provide means to ensure sustainable livelihood of affected people considering them as stakeholders. NTPC has taken some healthy steps to ensure that the Project Affected People should get all the benefits and that is the reason NTPC has undertaken many community development projects in its neighboring villages in line with the NTPC Community Development Policy.

NTPC has able to deliver the best to the community people through its proper implementation of activities. Year by year the NTPC CSR budget has increased which is indeed a very healthy sign for both company and the community people. Overall the last few years, NTPC has done a lot of community development work for many schools, villages, and people across India.



OBJECTIVES OF THE STUDY:

The objectives of the study will help to assess the status of infrastructural development after setting up the project and the various Community Development (CD) activities undertaken and how it has benefitted the PAPs and the local population especially with respect to education, health, sanitation, and other facilities.

- To assess the benefits of the community people they have received from these CSR activities.
- To determine the impact of these community development activities on the people.
- To evaluate the benefits of each area ranging from education to health
- To study the status of income and livelihood restoration activities being implemented
- To analyze the changes in the quality of life among villages through project interventions.
- To identify the requirements in modification of existing activities in order to take care of the changing needs of the people.
- To give some suggestions regarding the community development activities undertaken by NTPC.

METHODOLOGY OF THE STUDY

The present social audit exercise was carried out to measure the extent of implementation of corporate social responsibility and community development activities under Rehabilitation Action Plan (RAP) and evaluate the impact of the Rehabilitation & Resettlement (R&R) programs on the affected villages, namely Allur, Anthargaon, Elakalapalli, Kundanapalli, Lingapur, Medipalli, Malkapur, Malyalapalli, Maredupaka, Moghulpahad, Poratpalli, Ramagundam, Julapalli, Kannala, Penchikelpet and Ranapur respectively. The social audit study evaluates the impact of activities executed under RAP and find out the extent of changes. The study assesses the impact on R&R activities, infrastructure development activities, community development activities and standards of living of project affected families. The social audit provides a broad assessment of the wide range of activities implemented in affected villages formulated under the RAP from the perspective of satisfaction level of villagers. The present study assesses the ways and means of utilizing the compensation amount, sustainability of those means and measures adopted by PAPs, thereby providing an understanding whether vulnerability has increased and whether the degree of sustainability has improved. Broadly speaking, the social audit report aims to measure, understand, report, ultimately improving NTPC Ramagundam social and ethical performance which was executed under R&R in specific time-span. The social audit report will help in understanding the narrow gaps between NTPC Ramagundam and Project Affected Families (PAFs) regarding activities executed under R & R in Affected Villages and provide right paths for enhancing the efficiency and effectiveness for both sides.

Methodology

Data Collection:

The study is based on both secondary and primary data. The secondary data have been collected from Gram Panchayat offices, Anganwadi centers, and NTPC annual reports. Besides other information, the secondary data include Rehabilitation Action Plan (RAP), list of proposed and executed activities, physical and financial performance, list of stakeholders etc. by village and a specific time frame. We have collected primary data from sample households residing in the 16 adopted villages. The types of study tools were developed, namely village schedule, schedule for PAP households and schedule for Focused Group Discussion for different community groups. All study tools were submitted to NTPC Ramagundam for comments/ suggestions and

we have received comments and suggestions from NTPC Ramagundam on submitted study tools. All study tools were finalized by incorporating the suggestions of NTPC Ramagundam.

We made several visits to affected villages to familiarize ourselves with these villages. We deputed seven trained persons for collecting the primary data from the field. We collected primary data through structured schedules and the mode of gathering information was personal interview with Project Affected Families (PAFs). At Project Affected Family (PAF) level, we selected hundred (100) Project Affected Families (PAFs) from each affected village. To assess the executed community development activities in the villages, we collected information from the different sections and homogeneous communities of the villages by organizing Focused Group Discussions. These included target community groups, representatives of Gram Panchayats and other concerned persons ensuring gender and caste representation to explore the facts regarding executed activities under RAP. The report writer recorded all information in schedules and unstructured field notes. To collect details regarding availability of basic facilities, we administered village schedules in each selected village. We also gathered some qualitative data in the form of informal observations collected in field diaries. Such information was in the form of observations, interviews and group discussions.

Approaches:

We planned our field survey from for collecting primary data from affected PAP households and it has been completed in September 15, 2018. The data coding and data feeding work were done just after collection of primary data.

Data collection Tool:

Questionnaire has been designed with seventy questions covering the following areas with focus on NTPC Ramagundam CSR-CD Activities.

- 1) Education
- 2) Health.
- 3) Quality of Life
- 4) Gender Equality
- 5) Economic
- 6) Environmental Aspects
- 7) Others
- 8) Impact of NTPCs CSR Activities

SAMPLE SIZE:

S.No	Name of the Village	Sample Size
1	Allur	100
2	Anthargaon	100
3	Elakalapalli	100
4	Kundanpalli	100
5	Lingapur	100
6	Medipalli	100
7	Malkapur	100
8	Malyalapalli	100
9	Maredpaka	100
10	Mougulpahad	100
11	Poratpalli	100
12	Ramagundam	100
13	Julapalli	100
14	Kannala	100
15	Penchikalpet	100
16	Ranapur	100

Overall the sample size taken for this study is 1600. (100 per village)

SAMPLING TECHNIQUE USED –

Sample was selected randomly from project affected families of the above said 16 adopted villages

DATA ANALYSIS ON COMMUNITY DEVELOPMENT WORKS: NEEDS, EXECUTION AND IMPACT

Section I : Education

1. Distribution of Note books to Government School Children:

NTPC as part of Corporate Social Responsibility and Community Development activities has distributed notebooks, school uniforms, solar lamps, merit scholarships, school bags, bicycles, and stationery to students in government schools. The initiative of distribution of notebooks to government school children has reached 6664 students from 119 government schools covering 20 villages successfully.

Name of the Village	Work Required		Work Executed		Satisfaction levels regarding quality of work		Impact of Work on Villages				
	Large	V. Large	Done	Not Done	Satisfied	Not Satisfied	Strongly Disagree	Disagree	Neutral	Agree	Strongly Agree
Kundanpalli	46	54	100	0	91	9	0	0	2	20	78
Malyalapalli	35	65	100	0	90	10	0	0	5	14	81
Moghalphahad	38	62	100	0	96	4	0	0	8	28	64
Ramagundam	39	61	100	0	94	6	0	0	4	22	74
Allur	40	60	100	0	97	3	0	0	8	27	65
Anthargaon	35	65	100	0	98	2	0	0	9	17	74
Elakalapalli	13	87	100	0	92	8	0	0	10	11	79
Lingapur	54	46	100	0	93	7	0	0	12	19	69
Medipalli	19	81	100	0	91	9	0	0	8	14	78

Malkapur	20	80	100	0	89	11	0	0	7	7	86
Maredupaka	15	85	100	0	65	35	0	0	14	17	69
Poratpalli	25	75	100	0	72	28	0	0	18	10	72
Julapalli	16	84	100	0	55	45	0	0	19	13	68
Kannala	26	74	100	0	35	65	0	0	20	5	75
Penchikalpet	32	68	100	0	96	4	0	0	18	17	65
Ranapur	29	71	100	0	90	10	0	0	19	17	64

Work Needed: Above table shows an overview of distribution of notebooks. Majority of the sample respondents from 16 project affected villages accepted that this initiative was much necessary for the development of their villages. Only two villages' i.e, Poratpally and Maredupaka reported that more books are required to be distributed for students.

Work Executed: From the above table it is apparent that all the villages accepted that the distribution of notebooks was executed by NTPC.

Quality of work: With regard to the quality of work it was found that 10 villages out of 16 selected villages accepted that quality of work done was good while two villages considered that the quality of work done was of average level and the rest 4 villages reported that the quality of notebooks distributed was very poor.

Impact of Work Done: Overall, these results depict that the distribution of notebooks among the students was highly beneficial for the project affected villages.

2. Distribution of Furniture (Dual Desk Benches) to Government Schools:

Under infrastructure development for education NTPC has initiated distribution of furniture (Dual desk benches, Iron Almirah) construction of school compound walls, additional classrooms, toilets, drinking water facilities in some of the project affected villages. 1450 beneficiaries of 65 schools covering 15 villages were benefitted from this initiative under CSR- CD activities in the year 2017-18.

Name of the Village	Work Required		Work Executed		Satisfaction levels regarding quality of work		Impact of Work on Villages				
	Large	V. Large	Done	Not Done	Satisfied	Not Satisfied	Strongly Disagree	Disagree	Neutral	Agree	Strongly Agree
Kundanpalli	42	58	100	0	86	14	0	0	4	22	74
Malyalapalli	31	69	100	0	85	15	0	0	7	16	77
Moghalpahad	34	66	100	0	91	9	0	0	10	30	60
Ramagundam	35	65	100	0	89	11	0	0	6	24	70
Allur	36	64	100	0	92	8	0	0	10	29	61
Anthargaon	31	69	100	0	93	7	0	0	11	19	70
Elakalapalli	9	91	100	0	87	13	0	0	12	13	75
Lingapur	50	50	100	0	88	12	0	0	14	21	65
Medipalli	15	85	100	0	86	14	0	0	10	16	74
Malkapur	16	84	100	0	84	16	0	0	9	9	82
Maredupaka	11	89	100	0	84	16	0	0	16	19	65
Poratpalli	21	79	100	0	85	15	0	0	20	12	68
Julapalli	12	88	0	100	5	95	64	20	16	0	0
Kannala	22	78	100	0	90	10	0	0	22	7	71
Penchikalpet	28	72	100	0	91	9	0	0	20	19	61
Ranapur	25	75	100	0	85	15	0	0	21	19	60

Work Needed: Data from this table shows that distribution of furniture i.e, dual desk benches and iron racks to government schools. The total sample villages i.e 16 villages have accepted for the requirement of furniture (dual desk benches & iron racks) in schools.

Work Executed: From the above table it is clear that 15 villages out of 16 selected sample villages accepted that the distribution of dual desk benches was executed by NTPC where as one village i.e, Julapalli reported that work was not executed in their village.

Quality of work: With regard to the quality of work it was found that 15 villages out of 16 selected villages accepted that quality of work done was good while one villages considered that the quality of work done was of average level.

Impact of Work Done: Overall results of the survey, illustrate that the distribution of dual desk benches among the government schools was highly beneficial for the project affected villages.

3.Merit Scholarship to SSC Students:

Name of the Village	Work Required		Work Executed		Satisfaction levels regarding quality of work		Impact of Work on Villages				
	Large	V. Large	Done	Not Done	Satisfied	Not Satisfied	Strongly Disagree	Disagree	Neutral	Agree	Strongly Agree
Kundanpalli	52	48	100	0	76	24	69	19	12	0	0
Malyalapalli	41	59	100	0	84	16	78	14	8	0	0
Moghalphahad	44	56	100	0	82	18	86	7	7	0	0
Ramagundam	45	55	100	0	78	22	69	17	14	0	0
Allur	46	54	100	0	71	29	72	10	18	0	0
Anthargaon	41	59	100	0	68	32	68	13	19	0	0
Elakalapalli	19	81	100	0	70	30	75	5	20	0	0
Lingapur	60	40	100	0	78	22	76	17	7	0	0
Medipalli	25	75	100	0	84	16	75	17	8	0	0
Malkapur	10	90	20	80	26	74	16	14	24	19	27
Maredupaka	21	79	100	0	89	11	74	18	8	0	0
Poratpalli	31	69	100	0	87	13	71	17	12	0	0
Julapalli	22	78	18	82	24	76	13	17	27	24	19
Kannala	32	68	100	0	65	35	80	18	2	0	0
Penchikalpet	38	62	100	0	59	41	77	12	11	0	0
Ranapur	35	65	100	0	62	38	75	11	14	0	0

Work Needed: The above table data shows that distribution of Merit Scholarship to SSC Students from 16 project affected villages accepted that this initiative was much necessary for enhancing confidence among the poor students. Only two villages' i.e, Malkapur and Julapalli reported that more number students shall be given merit scholarships.

Work Executed: The data of the above table shows that all the villages accepted that the distribution of merit scholarship to SSC students was executed by NTPC.

Quality of work: With regard to the quality of work it was found that 14 villages out of 16 selected villages accepted that quality of work done was good while two villages considered scholarship distribution shall be increased because very few (i.e) 72 benefices was benefited from the 14 villages.

Impact of Work Done: Overall, these results depict that the distribution of merit scholarship among the students was highly beneficial for the project affected villages.

4.Support for Inclusive Education to Deaf & Dumb:

Name of the Village	Work Required		Work Executed		Satisfaction levels regarding quality of work		Impact of Work on Villages				
	Large	V. Large	Done	Not Done	Satisfied	Not Satisfied	Strongly Disagree	Disagree	Neutral	Agree	Strongly Agree
Ramagundum	20	30	74	26	64	36	0	0	14	22	64

This table shows that NTPC has taken up Support for Inclusive Education to Deaf and Dumb for the affected villages.

11 Deaf and Dum students were identified and supported in education from 16 villages. 86 percent villagers were satisfied by the work carried by NTPC under CSR-CD

5. Distribution of Bicycles to the Girls Students:

Name of the Village	Work Required		Work Executed		Satisfaction levels regarding quality of work		Impact of Work on Villages				
	Large	V. Large	Done	Not Done	Satisfied	Not Satisfied	Strongly Disagree	Disagree	Neutral	Agree	Strongly Agree
Kundanpalli	48	52	100	0	76	24	0	0	12	19	69
Malyalapalli	37	63	100	0	84	16	0	0	8	14	78
Moghalphahad	40	60	100	0	82	18	0	0	7	7	86
Ramagundam	41	59	100	0	78	22	0	0	14	17	69
Allur	42	58	100	0	71	29	0	0	18	10	72
Anthargaon	37	63	100	0	68	32	0	0	19	13	68
Elakalapalli	15	85	100	0	70	30	0	0	20	5	75
Lingapur	56	44	100	0	78	22	0	0	7	17	76
Medipalli	21	79	100	0	84	16	0	0	8	17	75
Malkapur	22	78	100	0	74	26	0	0	18	14	68
Maredupaka	17	83	100	0	89	11	0	0	8	18	74
Poratpalli	27	73	100	0	87	13	0	0	12	17	71
Julapalli	18	82	100	0	75	25	0	0	16	21	63
Kannala	28	72	100	0	65	35	0	0	2	18	80
Penchikalpet	34	66	100	0	59	41	0	0	11	12	77
Ranapur	31	69	100	0	62	38	0	0	14	11	75

NTPC under Education program has distributed bicycles to girls students of VIIIth standard in government schools. 400 students were benefited under this program. This initiation from NTPC encourage parents to send their girl children to school for education. All the villagers were highly satisfied by distribution of bicycles.

6. Construction of Additional Classrooms in High School

Name of the Village	Work Required		Work Executed		Satisfaction levels regarding quality of work		Impact of Work on Village				
	Large	V. Large	Done	Not Done	Satisfied	Not Satisfied	Strongly Disagree	Disagree	Neutral	Agree	Strongly Agree
Elakalapalli	21	19	98	02	98	02	0	0	0	31	69

NTPC has also taken up construction of additional class rooms at government upper primary school in Elakalapalli village under infrastructure development. 150 students were benefited from the construction of additional classrooms. 98 percent of students strongly agree that they were satisfied with the work done.

7. Adult education for women in project affected villages

Name of the Village	Work Required		Work Executed		Satisfaction levels regarding quality of work		Impact of Work on Village				
	Large	V. Large	Done	Not Done	Satisfied	Not Satisfied	Strongly Disagree	Disagree	Neutral	Agree	Strongly Agree
Ramagundam	20	30	78	22	82	18	4	8	5	13	70

To promote Adult Education for Women NTPC has set up 12 centers in and around Ramagundam to provide basic education to women. 300 beneficiaries received education and they were highly satisfied with NTPC Adult Education for Women

Section II Health and Sanitation

1. Medical camps and distribution of medicines

Name of the Village	Work Required		Work Executed		Satisfaction levels regarding quality of work		Impact of Work on Villages				
	Large	V. Large	Done	Not Done	Satisfied	Not Satisfied	Strongly Disagree	Disagree	Neutral	Agree	Strongly Agree
Kundanpalli	12	19	94	06	85	15	0	0	18	38	44
Malyalapalli	19	18	95	05	79	21	0	0	12	26	62
Moghalphahad	23	25	91	09	76	24	1	3	8	50	38
Ramagundam	11	19	98	2	89	11	1	1	11	38	49
Allur	46	54	2	98	05	95	45	45	03	02	05
Anthargaon	31	32	71	29	55	45	15	10	25	20	20
Elakalapalli	19	25	74	26	60	40	12	18	10	35	20
Lingapur	30	40	84	16	69	31	19	24	18	19	20
Medipalli	25	34	41	59	49	51	25	34	19	12	10
Malkapur	10	90	24	76	29	71	16	39	29	14	02
Maredupaka	19	81	45	55	45	55	19	40	19	16	6
Poratpalli	31	69	38	62	38	62	24	35	19	13	9
Julapalli	20	88	16	84	21	79	49	29	18	2	2
Kannala	30	70	12	88	36	64	50	38	4	5	3
Penchikalpet	38	62	5	95	12	88	55	25	10	5	5
Ranapur	35	65	48	52	32	68	24	28	19	20	24

NTPC as part of CSR_CD activities has conducted health camps and distributed medicines. the initiative of health camps and distribution of medicines has reached 5267 beneficiaries in 5 villages namely Kundanpalli, Malyalapalli, Moghalphahad, Ramagundam (New PKR colony)

Work Needed: Above table reveals that conducting medical camps and distribution of medicines shall be extended to the remaining 12 villages regularly.

Work Executed: From the above table it is apparent that all the villages accepted that the health camps and distribution of medicines was executed by NTPC.

Quality of work: With regard to the quality of work it was found that 4 villages out of 16 selected villages accepted that quality of work done was good while seven villages considered that the quality of work done was of average level and the rest 5 (i.e Maredupaka Poratpalli, Julapalli, Kannala, Penchikalpet) villages reported that the quality of work done was very poor.

Impact of Work Done: Overall, these results depict that the conducting health camps and distribution of medicines among the villages was highly beneficial.

2. Eye Camp

Name of the Village	Work Required		Work Executed		Satisfaction levels regarding quality of work		Impact of Work on Villages				
	Large	V. Large	Done	Not Done	Satisfied	Not Satisfied	Strongly Disagree	Disagree	Neutral	Agree	Strongly Agree
Kundanpalli	15	21	90	10	80	20	4	6	22	29	29
Malyalapalli	22	20	91	9	74	26	8	7	14	24	44
Moghalphahad	26	27	87	13	71	29	6	5	7	45	37
Ramagundam	14	21	94	6	84	16	4	5	18	40	33
Allur	49	56	11	89	9	91	38	39	10	6	7
Anthargaon	34	34	67	33	50	50	14	16	22	20	28
Elakalapalli	22	27	70	30	55	45	18	14	19	21	28
Lingapur	33	42	80	20	64	36	22	19	25	19	15
Medipalli	28	36	37	63	44	56	29	21	24	18	8

Malkapur	13	92	20	80	24	76	25	21	19	20	15
Maredupaka	22	83	41	59	40	60	14	29	18	19	20
Poratpalli	34	71	34	66	33	67	35	25	12	20	8
Julapalli	23	90	12	88	16	84	38	28	20	4	10
Kannala	33	72	8	92	31	69	29	24	14	20	13
Penchikalpet	41	64	1	99	7	93	51	30	9	8	2
Ranapur	38	67	44	56	27	73	19	19	27	24	11

NTPC as part of CSR_CD activities has conducted one Eye camp in each 5 villages namely Kundanpalli, Malyalapalli, Moghalphahad, and Ramagundam (Kazipalli).600 villagers were benefitted from this Eye camps.

Work Needed: Above table reveals that eye camps shall be extended to the remaining 12 villages.

Work Executed: From the above table it is clear that 5 villages (i.e, Kundanpalli, Malyalapalli, Moghalphahad, and Ramagundam (Kazipalli) accepted that eye camps was executed by NTPC.

Quality of work: With regard to the quality of work it was found that 4 villages out of 16 selected villages accepted that quality of work done was good while remaining 12 villages reported that the quality of work done was very poor in their villages.

Impact of Work Done: Overall, these results depict that the eye camps was highly beneficial to aged people and the villagers.

3. Underground Drainage:

Name of the Village	Work Required		Work Executed		Satisfaction levels regarding quality of work		Impact of Work on Village				
	Large	V. Large	Done	Not Done	Satisfied	Not Satisfied	Strongly Disagree	Disagree	Neutral	Agree	Strongly Agree
Malkapur	24	76	69	31	64	36	0	0	0	55	45

NTPC has conducted construction of underground drainage in Malkapur. 2000 beneficiaries were fully satisfied with the work done.

4. Support to individual toilets:

Name of the Village	Work Required		Work Executed		Satisfaction levels regarding quality of work		Impact of Work on Village				
	Large	V. Large	Done	Not Done	Satisfied	Not Satisfied	Strongly Disagree	Disagree	Neutral	Agree	Strongly Agree
Malyalapalli	30	22	85	15	98	02	0	2	15	39	44
Ramagundam	40	31	89	11	97	03	1	5	10	42	42

Under Swachh Bharat Abhiyan, Indian government provided Rs. 12,000 for individual household for construction of toilets. To support this government initiative NTPC extended its hand to give additional amount of Rs. 5,000 for individual household in constructing toilets. 344 households received this benefit from NTPC in Malayapalli and Ramagundam villages. respondents strongly agree that work done was highly satisfactory.

5. Activity to promote Cleanliness in Slogan “Swachh Goan Swasth Goan”:

Name of the Village	Work Required		Work Executed		Satisfaction levels regarding quality of work		Impact of Work on Village				
	Large	V. Large	Done	Not Done	Satisfied	Not Satisfied	Strongly Disagree	Disagree	Neutral	Agree	Strongly Agree
Kundanpalli	12	18	92	08	89	11	1	08	13	68	10
Malyalapalli	29	49	76	24	63	37	9	18	24	29	20

With inspiration of Prime Minister Modi's Swachh Baharth Mission NTPC has taken up a slogan "Swachh Gaon Swasth Gaon". Under this slogan NTPC has taken up cleanliness activities like installing dustbins, cleaning drianages, providing purified drinking water facilities. They also conducted awareness camps on cleanliness in the villages. Under this slogan work was started in Kundanpalli and Malayalapalli villages. 5000 villagers were benefitted and satisfied by the work done.

Section III Drinking Water

1. Motorized Borewell and Hand Pumps:

Name of the Village	Work Required		Work Executed		Satisfaction levels regarding quality of work		Impact of Work on Villages				
	Large	V. Large	Done	Not Done	Satisfied	Not Satisfied	Strongly Disagree	Disagree	Neutral	Agree	Strongly Agree
Kundanpalli	6	10	88	12	82	18	0	5	27	35	33
Malyalapalli	10	13	78	22	89	11	2	8	23	29	40
Moghalphahad	16	16	82	18	76	24	1	3	8	50	38
Ramagundam	6	8	91	9	89	11	2	3	11	38	46
Allur	5	15	88	12	82	18	0	5	27	35	33
Anthargaon	10	17	78	22	89	11	2	8	23	29	40

Elakalapalli	11	11	71	29	76	24	2	4	8	48	21
Lingapur	16	15	83	17	88	12	5	7	19	48	46
Medipalli	10	14	69	31	78	22	12	15	18	35	20
Malkapur	8	2	56	44	66	34	19	24	23	22	22
Maredupaka	13	12	64	36	66	34	17	26	10	26	21
Poratpalli	19	20	59	41	70	30	10	5	12	40	33
Julapalli	20	18	47	53	54	46	21	24	10	20	25
Kannala	22	20	49	51	65	35	12	16	8	32	32
Penchikalpet	2	38	85	15	98	2	5	4	6	43	42
Ranapur	38	10	59	41	69	31	12	18	6	33	31

It was observed that hand pumps were major source of drinking water in the villages. All villagers accepted the need for hand pumps and motorized bore wells in the villages. NTPC provided motorized bore wells and arranged hand pumps in all the project affected villages and 8000 were benefitted from this activity. 90 percent of respondents agreed that the work is done and is highly helpful for them. 46 percent of respondents strongly agree that they require more number of such hand pumps and motorized bore wells.

2. Water supply through Tankers

Name of the Village	Work Required		Work Executed		Satisfaction levels regarding quality of work		Impact of Work on Villages				
	Large	V. Large	Done	Not Done	Satisfied	Not Satisfied	Strongly Disagree	Disagree	Neutral	Agree	Strongly Agree
Kundanpalli	35	24	71	29	88	12	0	3	12	47	38
Ramagundam	44	38	67	33	76	24	0	5	21	37	27

It is observed that villagers faced scarcity of water especially during the summer season. NTPC has taken the initiative of supplying drinking water through tankers in water scarce villages i.e, Kundanpalli and Ramagundam. 88 percent respondents from Kundanpalli and 76 percent from Ramagundam were satisfied with the work done. Villagers considered that the supply of drinking water through tankers was highly beneficial for them in summer.

Section IV: Infrastructure

1. Repairs and Maintenance of Infrastructure provided by NTPC under CSR: (Napkin Making Centre)

Name of the Village	Work Required		Work Executed		Satisfaction levels regarding quality of work		Impact of Work on Village				
	Large	V. Large	Done	Not Done	Satisfied	Not Satisfied	Strongly Disagree	Disagree	Neutral	Agree	Strongly Agree
Ramagundam (Sai Seva Samithi)	33	25	59	41	56	44	6	12	43	37	2

NTPC under CSR-CD activities focused on infrastructure development of project affected villages. In Ramagundam repairs was made Sanitary Napkin making centre. 200 were benefited and villagers was highly beneficial.

2. Construction of Community Centre:

Name of the Village	Work Required		Work Executed		Satisfaction levels regarding quality of work		Impact of Work on Village				
	Large	V. Large	Done	Not Done	Satisfied	Not Satisfied	Strongly Disagree	Disagree	Neutral	Agree	Strongly Agree
Ramagundam	12	18	92	08	89	11	1	08	13	68	10

NTPC under infrastructure development constructed community halls in many of the villages. For the year 2017- 18 NTPC has constructed 2 Community centers in Ramagundam and Romppigunta villages. 15000 villagers were benefitted with the community halls. Villagers strongly

agree that the construction of community halls in their villages helped them in conducting village meetings and discussing development activities at the centers.

3. Construction of Cement Roads:

Name of the Village	Work Required		Work Executed		Satisfaction levels regarding quality of work		Impact of Work on Village				
	Large	V. Large	Done	Not Done	Satisfied	Not Satisfied	Strongly Disagree	Disagree	Neutral	Agree	Strongly Agree
Malkapur	32	18	95	05	89	11	05	15	12	35	33
Poratapalli	28	20	92	08	95	05	01	13	08	29	49

NTPC under infrastructure development constructed CC roads in Malkapur and Poratapalli villages. 10000 beneficiaries received the benefit from this activity. 93 percent of respondents from Malkapur and Poratapalli villages accepted that construction of CC roads was done in their villages and are highly satisfied with the work done.

Section V: Vocational Training

Vocational Training:

Name of the Village	Work Required		Work Executed		Satisfaction levels regarding quality of work		Impact of Work on Villages				
	Large	V. Large	Done	Not Done	Satisfied	Not Satisfied	Strongly Disagree	Disagree	Neutral	Agree	Strongly Agree
Kundanpalli	40	49	78	22	85	15	2	6	2	19	71
Malyalapalli	35	39	69	31	84	16	4	8	3	13	72
Moghalphahad	42	43	90	10	90	10	8	9	6	27	50
Ramagundam	26	42	89	11	88	12	7	10	2	21	60
Allur	42	30	79	21	91	9	10	12	6	26	46
Anthargaon	39	28	69	31	92	8	18	20	7	16	39

Elakalapalli	21	49	89	11	86	14	8	12	8	10	62
Lingapur	12	39	74	26	87	13	8	8	10	18	56
Medipalli	22	40	78	22	85	15	16	25	6	13	40
Malkapur	28	49	86	14	83	17	22	17	5	6	50
Maredupaka	24	45	92	8	83	17	19	16	12	16	37
Poratpalli	29	52	88	12	84	16	17	19	16	9	39
Julapalli	34	59	89	11	89	11	24	20	17	12	27
Kannala	28	49	81	19	89	11	26	30	18	4	22
Penchikalpet	23	58	80	20	90	10	0	0	16	16	68
Ranapur	34	51	87	13	84	16	0	0	17	16	67
Ranapur	16	59	78	22	84	16	0	0	17	16	67

To empower youth and women NTPC as part of Corporate Social Responsibility Activities and Community Development Programme started giving vocational training for project affected villages. Under Vocational training NTPC has given Tailoring training and Apparel training to women in 12 villages out of 16 villages in the selected sample. NTPC held coaching classes to youth for various competitive exams like EAMCET, TSPOLYCET, Jr. Linemen, RRB, SI coaching etc. To increase self-employability and entrepreneurship NTPC has given support for basic income generation activities by conducting Basic computer training and technical training. Data from the table reveals that majority of the villagers accepted vocational trainings were much more helpful and required to them.

Section VI: Agriculture and Animal Health

1. Animal Health

Name of the Village	Work Required		Work Executed		Satisfaction levels regarding quality of work		Impact of Work on Villages				
	Large	V. Large	Done	Not Done	Satisfied	Not Satisfied	Strongly Disagree	Disagree	Neutral	Agree	Strongly Agree
Kundanpalli	55	41	56	44	76	24	7	10	30	14	39
Malyalapalli	31	37	60	40	84	16	3	8	27	25	37
Moghalpahad	32	45	57	43	71	29	8	1	10	46	35
Ramagundam	24	42	59	41	84	16	4	1	13	34	48
Allur	38	28	44	56	77	23	3	3	29	31	34
Anthargaon	43	21	51	49	84	16	2	6	25	25	42
Elakalapalli	50	31	42	58	71	29	6	2	11	44	37
Lingapur	48	46	55	45	83	17	4	5	21	44	26
Medipalli	37	39	56	44	73	27	11	13	20	31	25
Malkapur	49	29	57	43	61	39	18	22	25	18	17
Maredupaka	42	31	60	40	61	39	16	24	12	22	26
Poratpalli	34	37	61	39	65	35	9	3	14	36	38
Julapalli	45	40	67	33	49	51	20	22	12	16	30
Kannala	42	30	54	46	60	40	11	14	13	28	34
Penchikalpet	49	38	59	41	93	7	4	2	9	39	46
Ranapur	39	39	62	38	64	36	11	16	8	29	36

Animal Husbandry is one of the major sources of income for the villagers in the project affected villages. Since government veterinary hospitals were far from the project affected villages NTPC under CSR-CD activities arranged veterinary camps in 15 villages. Feed for cattle, Vaccination and Medicines were given to animals during animal health camps. 864 beneficiaries were benefitted from this animal health camps. Most of the

village respondents agreed that these animal health camps were highly helpful for them. Respondents reported that such animal health camps are to be conducted in their villages frequently.

2. Waste land development:

Name of the Village	Work Required		Work Executed		Satisfaction levels regarding quality of work		Impact of Work on Village				
	Large	V. Large	Done	Not Done	Satisfied	Not Satisfied	Strongly Disagree	Disagree	Neutral	Agree	Strongly Agree
Kannala	26	31	72	28	69	31	02	18	25	27	28

NTPC Ramagundam has taken a good initiative in converting waste land into cultivable land by installing drip irrigation systems and restoring soil fertility of soil by natural farming methods. Out of 100 acres of waste land 25 acres were made suitable for cultivation in Kannala village. The villagers were highly satisfied by the work taken up by NTPC.

Section VII: Sports

1. Sports:

Name of the Village	Work Required		Work Executed		Satisfaction levels regarding quality of work		Impact of Work on Villages				
	Large	V. Large	Done	Not Done	Satisfied	Not Satisfied	Strongly Disagree	Disagree	Neutral	Agree	Strongly Agree
Kundanpalli	30	25	89	11	88	12	0	0	1	22	77
Malyalapalli	28	20	86	15	84	16	0	0	4	16	80
Moghalpahad	32	26	95	5	82	18	0	0	7	30	63
Ramagundam	24	29	92	8	80	20	0	0	3	24	73
Allur	37	38	94	6	81	19	0	0	7	29	64

Anthargaon	36	37	86	14	75	25	0	0	8	19	73
Elakalapalli	41	42	80	20	89	11	0	0	9	13	78
Lingapur	37	32	92	8	76	24	0	0	11	21	68
Medipalli	19	29	87	13	79	21	0	0	7	16	77
Malkapur	34	35	89	11	85	15	0	0	6	9	85
Maredupaka	19	25	92	8	86	14	0	0	13	19	68
Poratpalli	34	26	93	7	89	11	0	0	17	12	71
Julapalli	40	21	94	6	91	9	0	0	18	15	67
Kannala	24	25	96	4	95	5	0	0	19	7	74
Penchikalpet	31	29	89	11	96	4	0	0	17	19	64
Ranapur	21	21	85	15	90	10	0	0	18	19	63
Ranapur	23	23	84	16	90	10	0	0	18	19	63

Under promotion of sports and games NTPC distributed sports kits, sports dresses to students of government schools in the project affected villages. In all 16 project affected villages NTPC conducted number of sports competitions on important National days like Republic day, Independence day, Children's day etc. and distributed prizes and mementoes for the winners in the competitions. This motivated more number of students to participate in sports activities. Majority of the students strongly agree that sports and games are highly beneficial for them.

Social Audit Report of NTPC CSR-CD Activities for the Year 2017-18

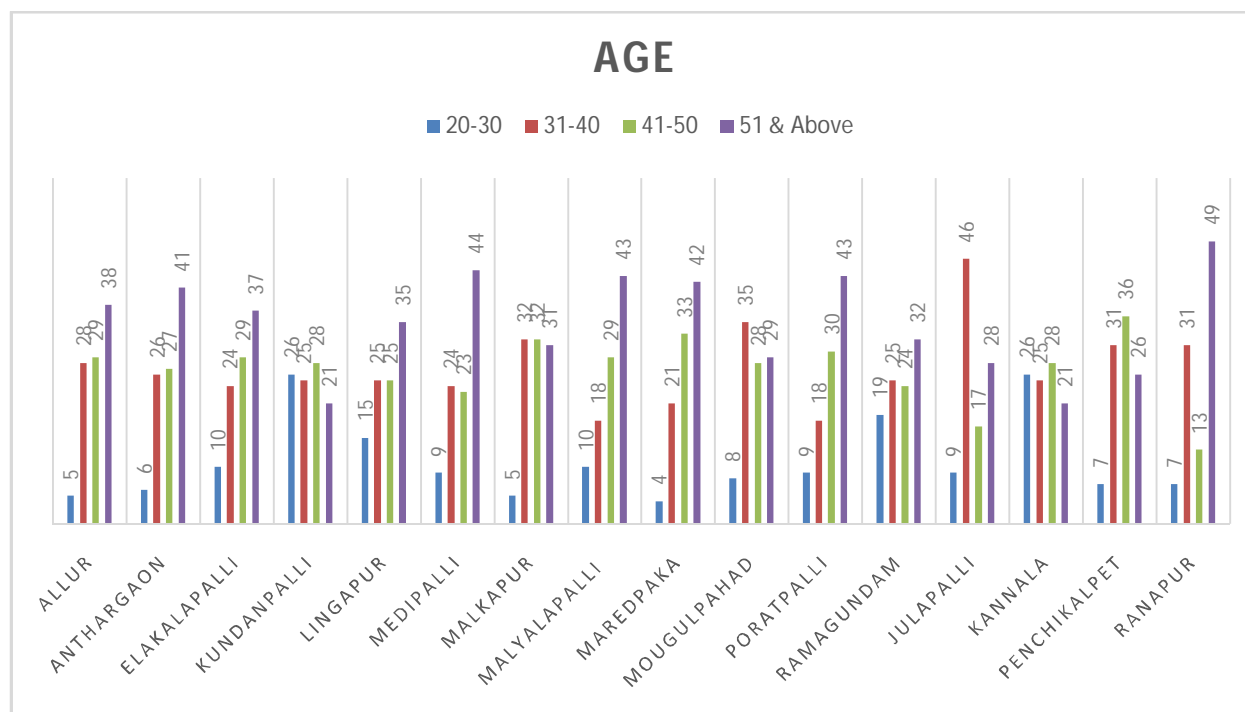
	Particulars of Activity	No. of Schools/ Villages	No. of Beneficiaries
	I. Education:		
1.	Distribution of Note Books /Sports items to Govt. Schools	119/ 20	6,664
2.	Furniture (Dual Desk Benches to Govt. Schools, Colleges)	65/15	1,450
3.	Merit Scholarships to SSC Students	25/14	72
4.	Support Inclusive Education	1 Village	11
5.	Bicycles to Girls Students VIII Class	34/20	400
6.	Additional Class rooms at Govt. Upper Primary School (Elakalapalli Village)	---	150
	Adult Education for Women in PAV Villages	3 Villages	300
	II. Health and Sanitation:		
1.	Medical Camps including Medicines	5 Villages	5,267
2.	With the support of SaiSeva Samithi Conducted 1 Eye Camp	5 Villages	600
3.	Underground drainage at Annapurna Colony	1 Village	2000
4.	Support to Individual Toilets	2 Villages	344
5.	Cleaning of Natural Nala	1 Village	4000
6.	Activity to promote Cleanliness in Slogan "Swachh Goan Swasth Goan".	2 Villages	5000
	III. Drinking Water:		

1.	RO Plant		
2.	Motarised Bore Wells and Hand Pumps	17 Villages	8000
3.	Water Supply through Tankers	3 Villages	9000
IV. Infrastructure:			
1.	Repairs and Maintenance of Infrastructure provided by NTPC under CSR.	1 Village	200
2.	Community Centre Two nos. (Romppigunta and Ramagundam)	2 Villages	15000
3.	Construction of CC Roads (Malkapur, New Poratapalli)	2 Villages	10,000
4.	Construction of Additional Class Rooms in High School Elakalapalli Village.	1 Village	150
V. Vocational Training			
1.	Vocational Training for Women, Youth and Support for Income Generation Activities.	12 Villages	905
2.			
3.	Basic Computer Training		
4.	Jr. Linemen, TSNPDCL		
5.	EAMCET-2018		
6.	TSPOLYCET-2018		
7.	RRB		
8.	Competitive Exam Coach		
9.	Adult Education		
10.	Tailoring Training to Women in 4 Villages		
11.	Basic Computer Training @ Annapurna Colony		

	Apparel Training to Women at Ambedkar Center, TTS		
	VI. Agriculture & Animal Health		
1.	Agriculture and Animal Health	15 Villages	864
2.	Waste Land development in Kannala Village	I Village	120
	VII. Art & Culture		
1.	Promotion for support of Local Festivals Like Ganesh Chaturdi, Dasara, Sammakka Saralamma Jatara.		15,000
	VIII. Sports		
1.	Promotion of Sports and Games	18/18	450

1. Age:

Name of the Village	20-30 years	31-40 years	41-50 years	51 years & Above
Allur	5	28	29	38
Anthargaon	6	26	27	41
Elakalapalli	10	24	29	37
Kundanpalli	26	25	28	21
Lingapur	15	25	25	35
Medipalli	9	24	23	44
Malkapur	5	32	32	31
Malyalapalli	10	18	29	43
Maredpaka	4	21	33	42
Mougulpahad	8	35	28	29
Poratpalli	9	18	30	43
Ramagundam	19	25	24	32
Julapalli	9	46	17	28
Kannala	26	25	28	21
Penchikalpet	7	31	36	26
Ranapur	7	31	13	49



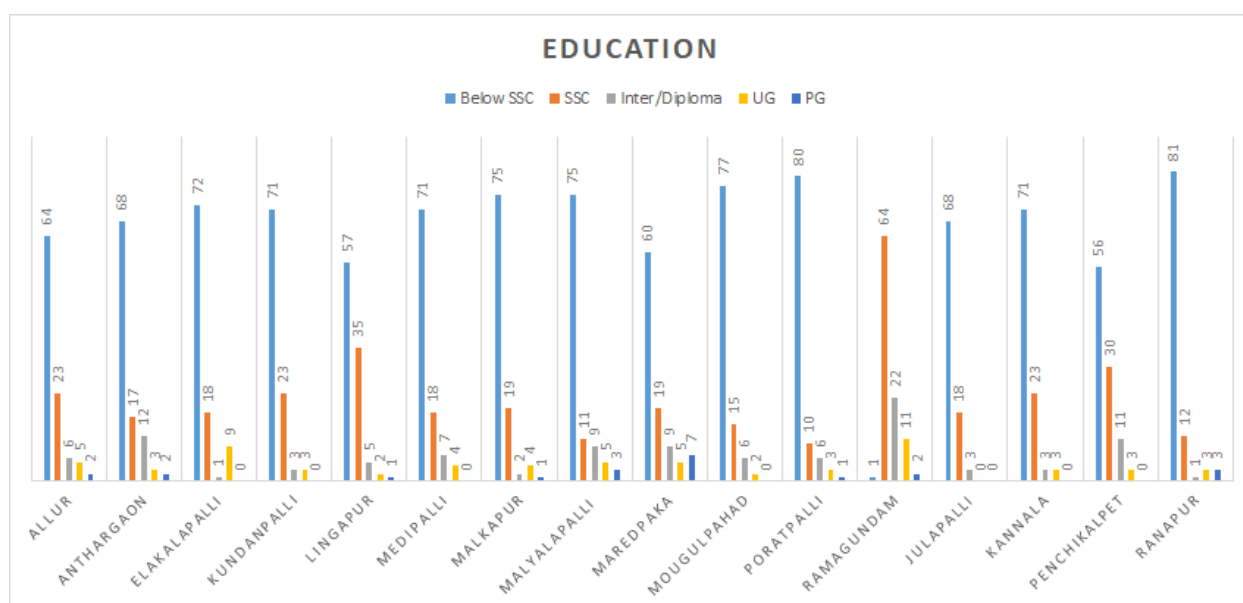
Interpretation:

Above Table and figure represents age group of sample population (1600 respondents 100 from each 16 surveyed villages). From the above data we can interpret that majority of sample

population are under age group of 51years and above followed by 41-50 years age group and 31-40 years age group. Very low percentage of sample population are under age group of 20-30 years.

1. Education:

Name of the Village	Below SSC	SSC	Inter/Diploma	UG	PG
Allur	64	23	6	5	2
Anthargaon	68	17	12	3	2
Elakalapalli	72	18	1	9	0
Kundanpalli	71	23	3	3	0
Lingapur	57	35	5	2	1
Medipalli	71	18	7	4	0
Malkapur	75	19	2	4	1
Malyalapalli	75	11	9	5	3
Maredpaka	60	19	9	5	7
Mougulpahad	77	15	6	2	0
Poratpalli	80	10	6	3	1
Ramagundam	1	64	22	11	2
Julapalli	68	18	3	0	0
Kannala	71	23	3	3	0
Penchikalpet	56	30	11	3	0
Ranapur	81	12	1	3	3



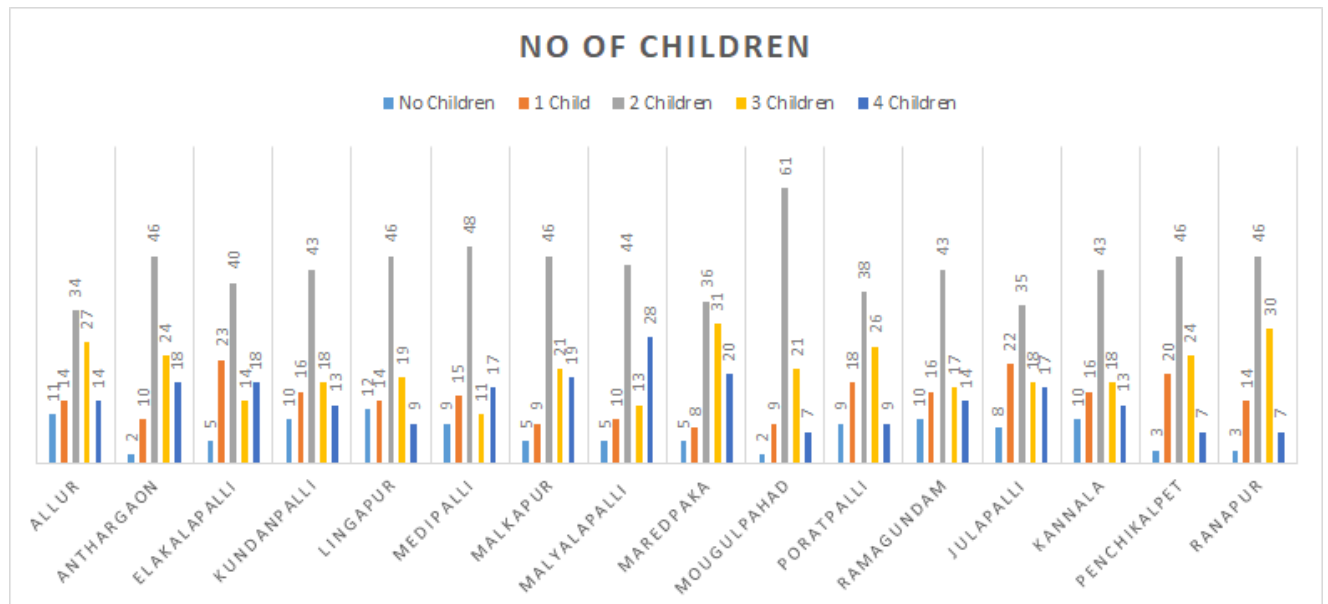
Interpretation:

Above table and figure represents sample population(1600 respondents) education details in 16 surveyed villages. From the above data we can interpret that majority of the sample have below SSC and SSC qualification followed by Inter/ Diploma qualification. Very low percentage of respondents have graduation and post-graduation qualification. Majority of respondents have low education (i.e, primary education, lower secondary education), low percentage have medium education (i.e, intermediate vocational education or apprenticeship, higher senior secondary education), and very low percentage of higher education (graduation and Post-graduation).



2. No of Children:

Name of the Village	No Children	1 Child	2 Children	3 Children	4 Children
Allur	11	14	34	27	14
Anthargaon	2	10	46	24	18
Elakalapalli	5	23	40	14	18
Kundanpalli	10	16	43	18	13
Lingapur	12	14	46	19	9
Medipalli	9	15	48	11	17
Malkapur	5	9	46	21	19
Malyalapalli	5	10	44	13	28
Maredpaka	5	8	36	31	20
Mougulpahad	2	9	61	21	7
Poratpalli	9	18	38	26	9
Ramagundam	10	16	43	17	14
Julapalli	8	22	35	18	17
Kannala	10	16	43	18	13
Penchikalpet	3	20	46	24	7
Ranapur	3	14	46	30	7

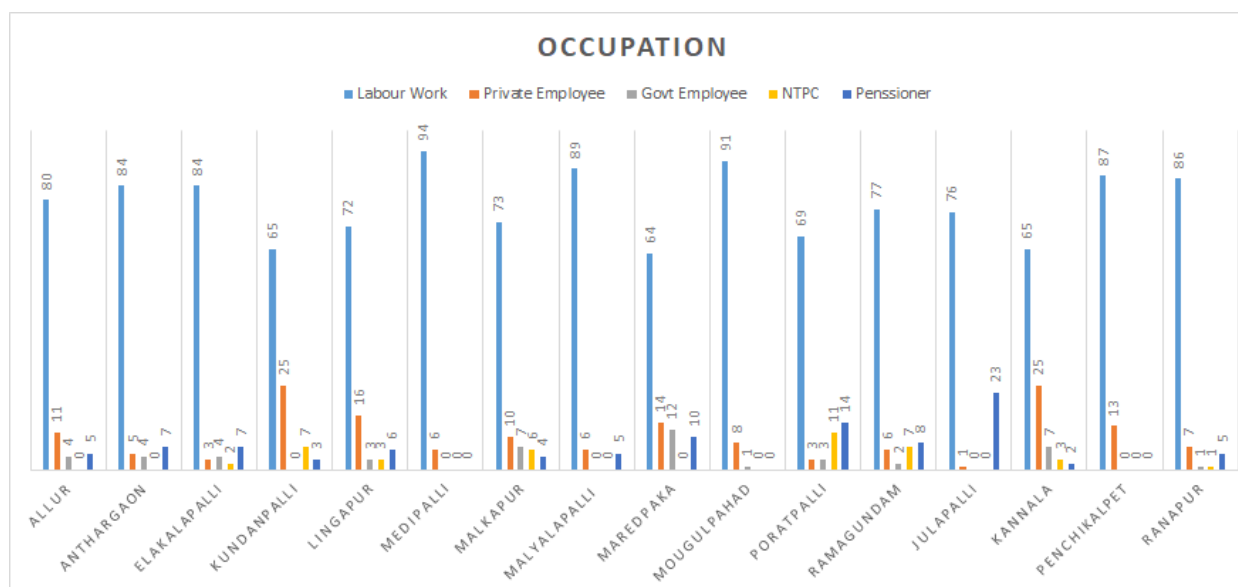


Interpretation:

Above table and figure represents sample population(1600 respondents) education details in 16 surveyed villages. From the above data we can interpret that large percentage of respondents have 2 children followed by 3 children. Very low percentage of sample population have no children.

3. Occupation of respondents:

Name of the Village	Labour Work	Private Employee	Govt. Employee	NTPC	Pensioneer
Allur	80	11	4	0	5
Anthargaon	84	5	4	0	7
Elakalapalli	84	3	4	2	7
Kundanpalli	65	25	0	7	3
Lingapur	72	16	3	3	6
Medipalli	94	6	0	0	0
Malkapur	73	10	7	6	4
Malyalapalli	89	6	0	0	5
Maredpaka	64	14	12	0	10
Mougulpahad	91	8	1	0	0
Poratpalli	69	3	3	11	14
Ramagundam	77	6	2	7	8
Julapalli	76	1	0	0	23
Kannala	65	25	7	3	2
Penchikalpet	87	13	0	0	0
Ranapur	86	7	1	1	5



Interpretation:

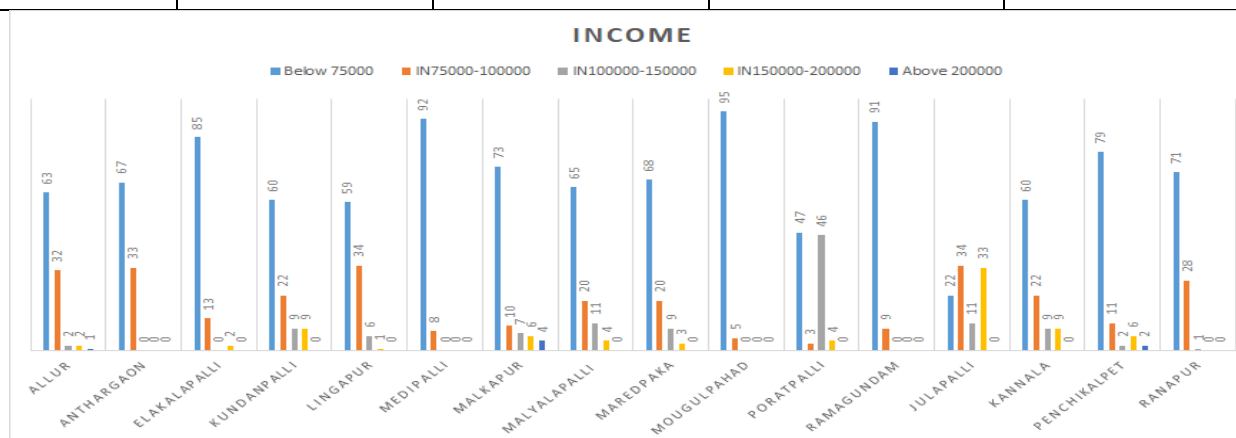
Above Table and figure represents occupation of sample population(1600 respondents 100 from each 16 surveyed villages).It is observed that majority of respondents occupation is Labour, few are employed in private sector and NTPC. Very low percentage of sample population receive pension.

4. Income of the Respondents:

(Per Annum)

Name of the Village	Below Rs. 75000	Rs.75000- Rs.100000	Rs.100000- Rs.150000	Rs.150000- Rs.200000	Above Rs. 200000
Allur	63	32	2	2	1
Anthargaon	67	33	0	0	0
Elakalapalli	85	13	0	2	0
Kundanpalli	60	22	9	9	0

Lingapur	59	34	6	1	0
Medipalli	92	8	0	0	0
Malkapur	73	10	7	6	4
Malyalapalli	65	20	11	4	0
Maredpaka	68	20	9	3	0
Mougulpahad	95	5	0	0	0
Poratpalli	47	3	46	4	0
Ramagundam	91	9	0	0	0
Julapalli	22	34	11	33	0
Kannala	60	22	9	9	0
Penchikalpet	79	11	2	6	2
Ranapur	71	28	1	0	0

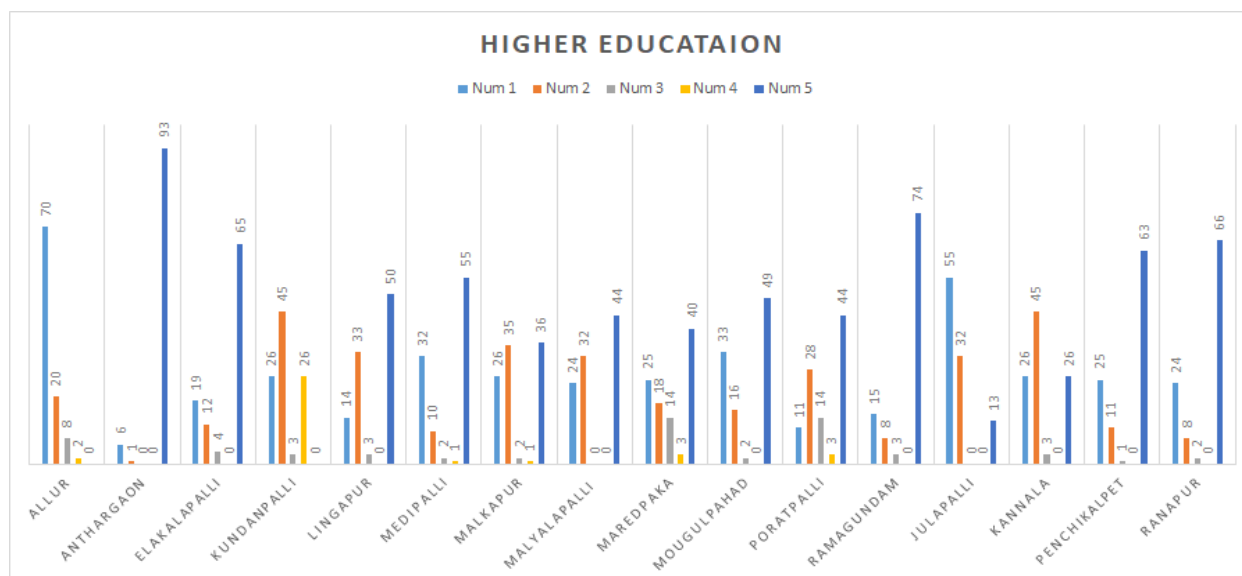


Interpretation:

Above Table and figure represents annual income levels of sample population(1600 respondents 100 from each 16 surveyed villages).From the above data it is interpreted that large percentage of sample population annual income is below Rs.75000 and Rs.75000-Rs.100000.Mogulpahad average annual income is lowest and Julapalli and Poratpalli's average annual income is high compared to remaining selected sample villages. Majority of population in all the 16 selected sample villages are under below poverty line with annual income less than Rs.150000.

5. Number of Higher education graduates in the Village:

Name of the Village	1 Graduate	2 Graduates	3 Graduates	4 Graduates	5 Graduates
Allur	70	20	8	2	0
Anthargaon	6	1	0	0	93
Elakalapalli	19	12	4	0	65
Kundanpalli	26	45	3	26	0
Lingapur	14	33	3	0	50
Medipalli	32	10	2	1	55
Malkapur	26	35	2	1	36
Malyalapalli	24	32	0	0	44
Maredpaka	25	18	14	3	40
Mougulpahad	33	16	2	0	49
Poratpalli	11	28	14	3	44
Ramagundam	15	8	3	0	74
Julapalli	55	32	0	0	13
Kannala	26	45	3	0	26
Penchikalpet	25	11	1	0	63
Ranapur	24	8	2	0	66

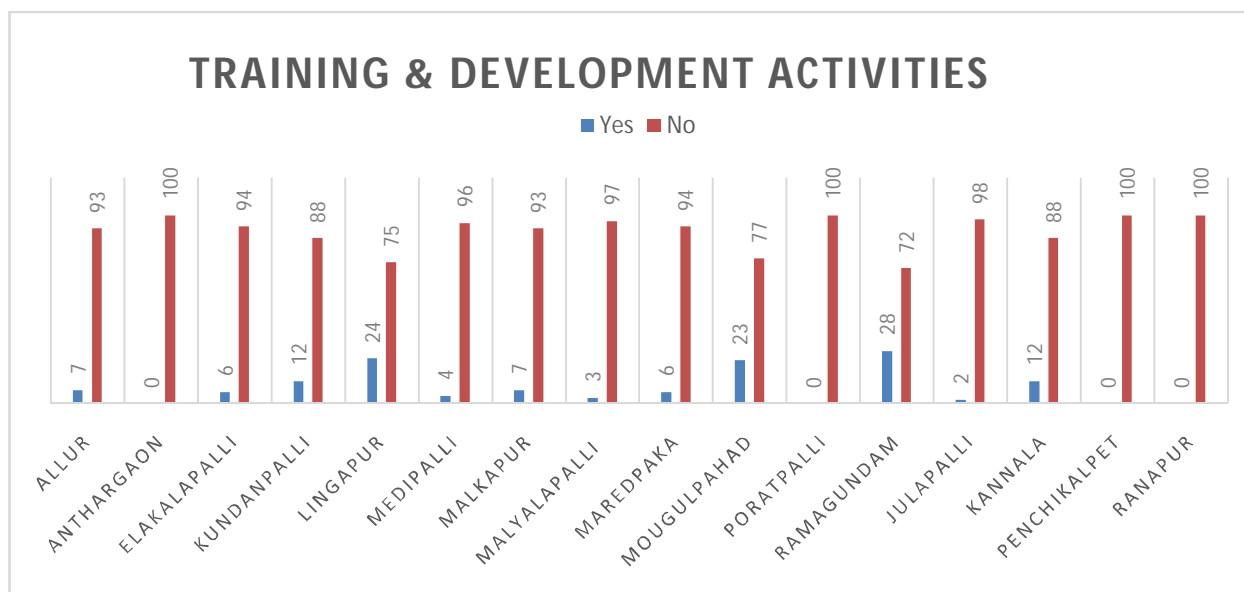


Interpretation:

Above Table and figure represents number of higher educated graduates in the respondent families. From the above data it is interpreted that majority of respondent families have no higher educated graduates. Few respondent families have 2 higher educated graduates per family followed by 1 educated graduate per family.

6. Training and Development Programs in the Village:

Name of the Village	Yes	No
Allur	7	93
Anthargaon	0	100
Elakalapalli	6	94
Kundanpalli	12	88
Lingapur	24	75
Medipalli	4	96
Malkapur	7	93
Malyalapalli	3	97
Maredpaka	6	94
Mougulpahad	23	77
Poratpalli	0	100
Ramagundam	28	72
Julapalli	2	98
Kannala	12	88
Penchikalpet	0	100
Ranapur	0	100



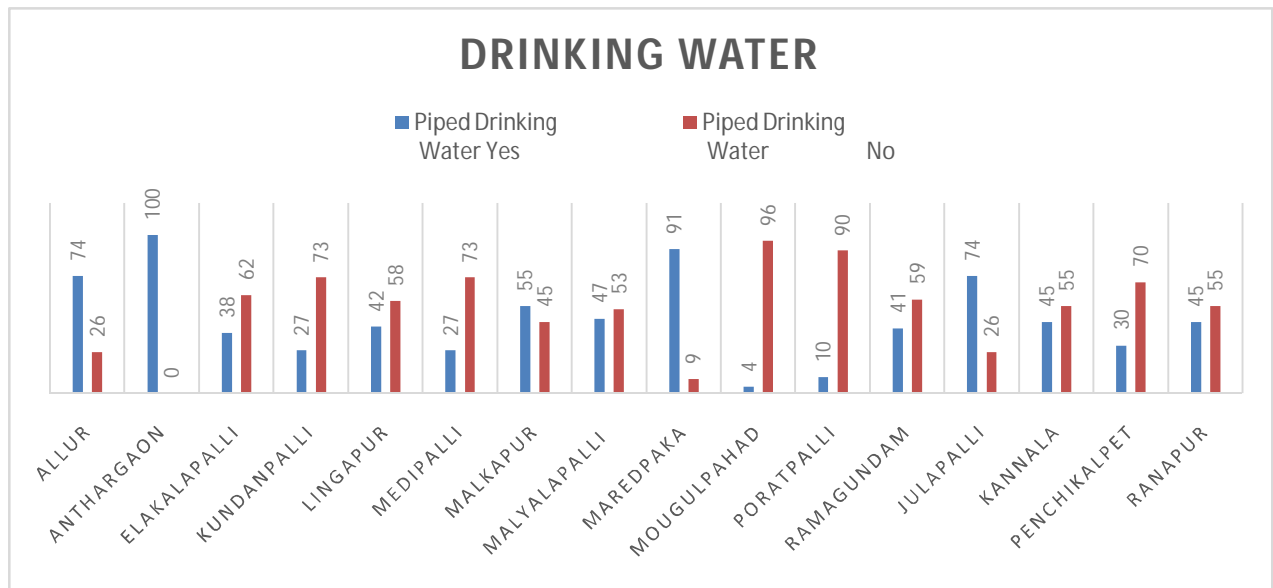
Interpretation:

Above Table and figure represents training and development activities conducted by NTPC in 16 project affected villages. From the above data it is interpreted that in most of the villages training and development activities are not regularly conducted by NTPC while collecting data it is observed that majority of villagers don't know the information about training and development activities.

7. Quality of Life in Selected Sample Villages:

QUALITY OF LIFE INDICATORS																	
S.No	Name of the Village	Piped Drinking Water		Sustainable Water Resources		Electricity Connection		Toilet		House		Pacca House		Women Health Camps		Training and Development	
		Yes	No	Yes	No	Yes	No	Yes	No	Yes	No	Yes	No	Yes	No	Yes	No
1	Allur	74	26	57	43	97	03	91	09	74	26	77	23	0	100	07	93
2	Anthargaon	100	0	100	0	96	0	82	18	94	06	73	27	10	90	00	100
3	Elakalapalli	38	62	78	22	97	03	76	24	94	06	53	47	16	64	06	94
4	Kundanpalli	27	73	73	27	94	06	74	26	85	15	51	49	09	91	12	88
5	Lingapur	42	58	75	25	98	02	98	02	96	04	61	39	36	64	24	76
6	Medipalli	27	73	78	22	89	11	62	38	74	26	51	49	07	93	04	96
7	Malkapur	55	45	66	34	86	14	86	14	92	08	54	46	09	91	07	93
8	Malyalapalli	47	53	93	07	94	06	82	18	90	10	84	16	02	98	03	97
9	Maredupaka	91	09	66	34	96	04	86	14	97	03	86	14	02	98	06	94
10	Mougulpahad	04	96	100	0	98	02	90	10	97	03	97	03	04	96	23	77
11	Poratapalli	10	90	70	30	97	03	97	03	93	07	51	49	01	99	00	100
12	Ramagundam	41	59	65	35	92	08	88	12	72	28	47	53	17	83	28	72
13	Julapalli	74	26	54	46	97	03	92	08	70	30	58	42	01	99	04	96
14	Kannala	45	55	65	35	93	07	84	16	87	13	59	41	04	96	03	97
15	Penchikalpet	30	70	98	02	100	00	90	10	90	10	79	21	00	100	00	100
16	Ranapur	45	55	69	31	97	03	79	21	87	13	55	45	01	99	00	100

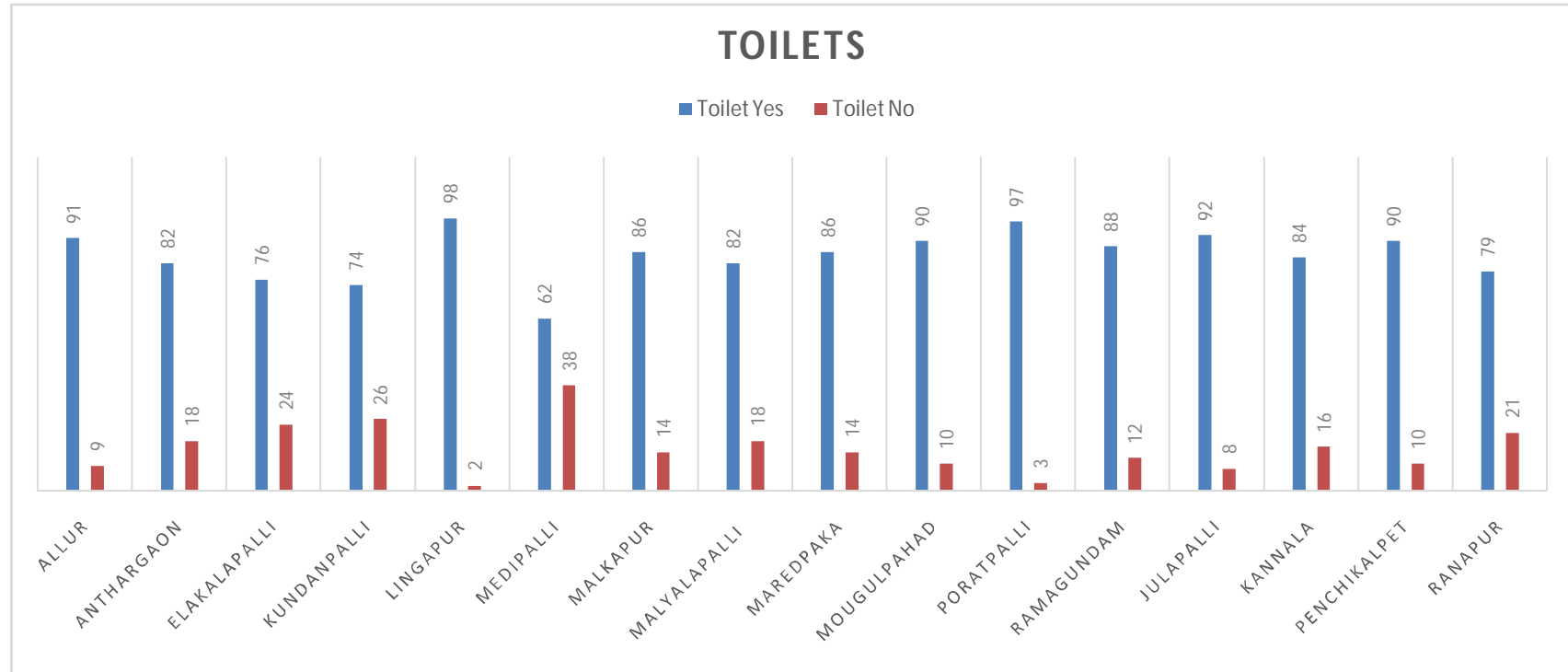
8. Piped Drinking Water in Selected Sample Villages:



Interpretation:

From the above table, we observed that Moghalpahad (96%), Poratapalli(90%) of respondents said that they don't have piped drinking water facility followed by Kundanpalli(73%),Medipalli(73%),Penchikalpet(70%),Elakalapalli(62%),Ramagundam (59%),Lingapur (58%). Rest of the villages (Allur, Anthargoan, Maredpaka, Julapalli) are provided with adequate drinking water facilities.

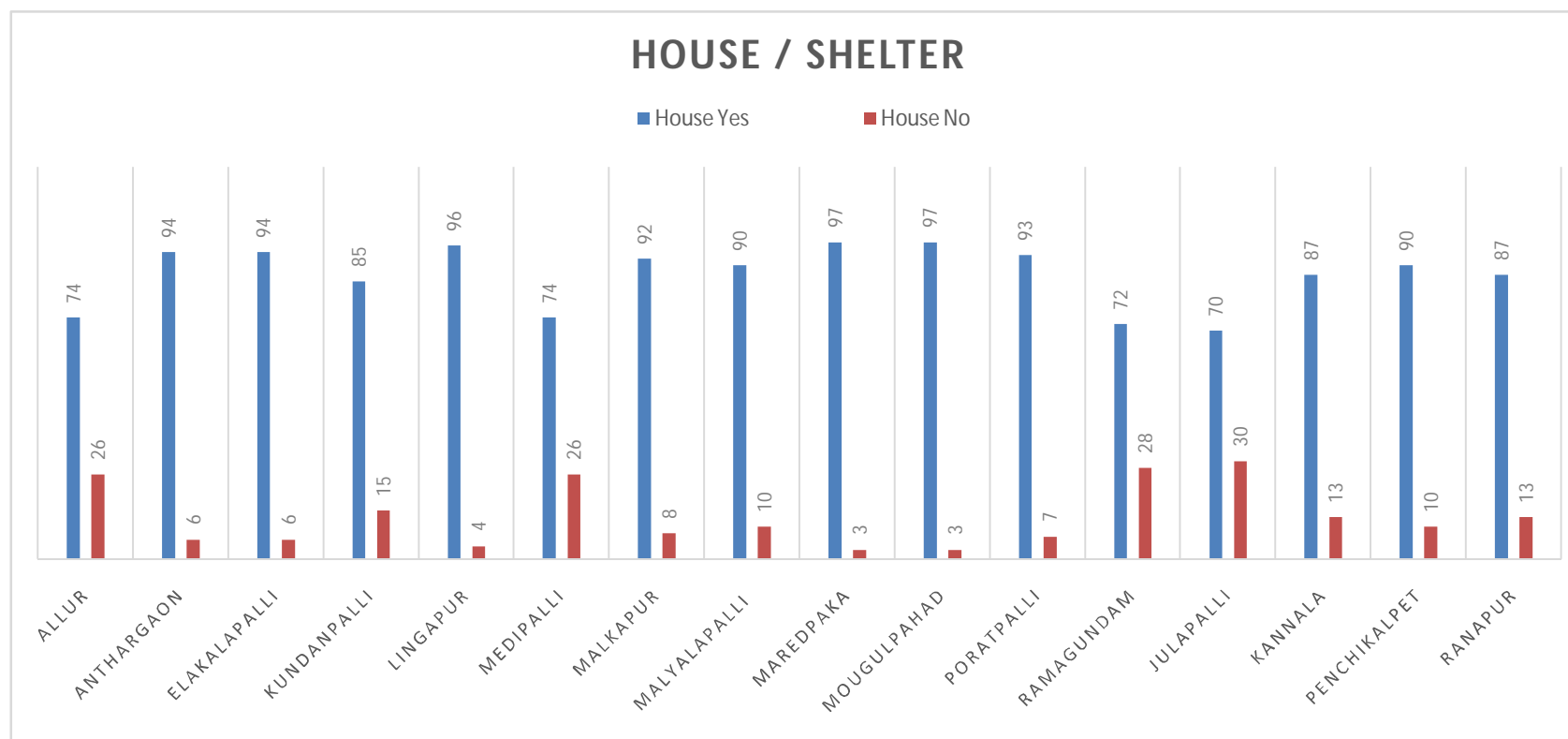
10.Toilet Facility:



Interpretation:

As per the above table we observed that in the villages Lingapur(98%), Poratapalli(97%), Allur(91%), Julapalli(92%), Mougulpahad(90%), PENCHIKALPET(90%), Ramagundam(88%),Malkapur(86%), Kannala(82%), respondents have toilet facility. In Medipalli, Kundanpalli, Elakalapalli villages toilets have to be constructed.

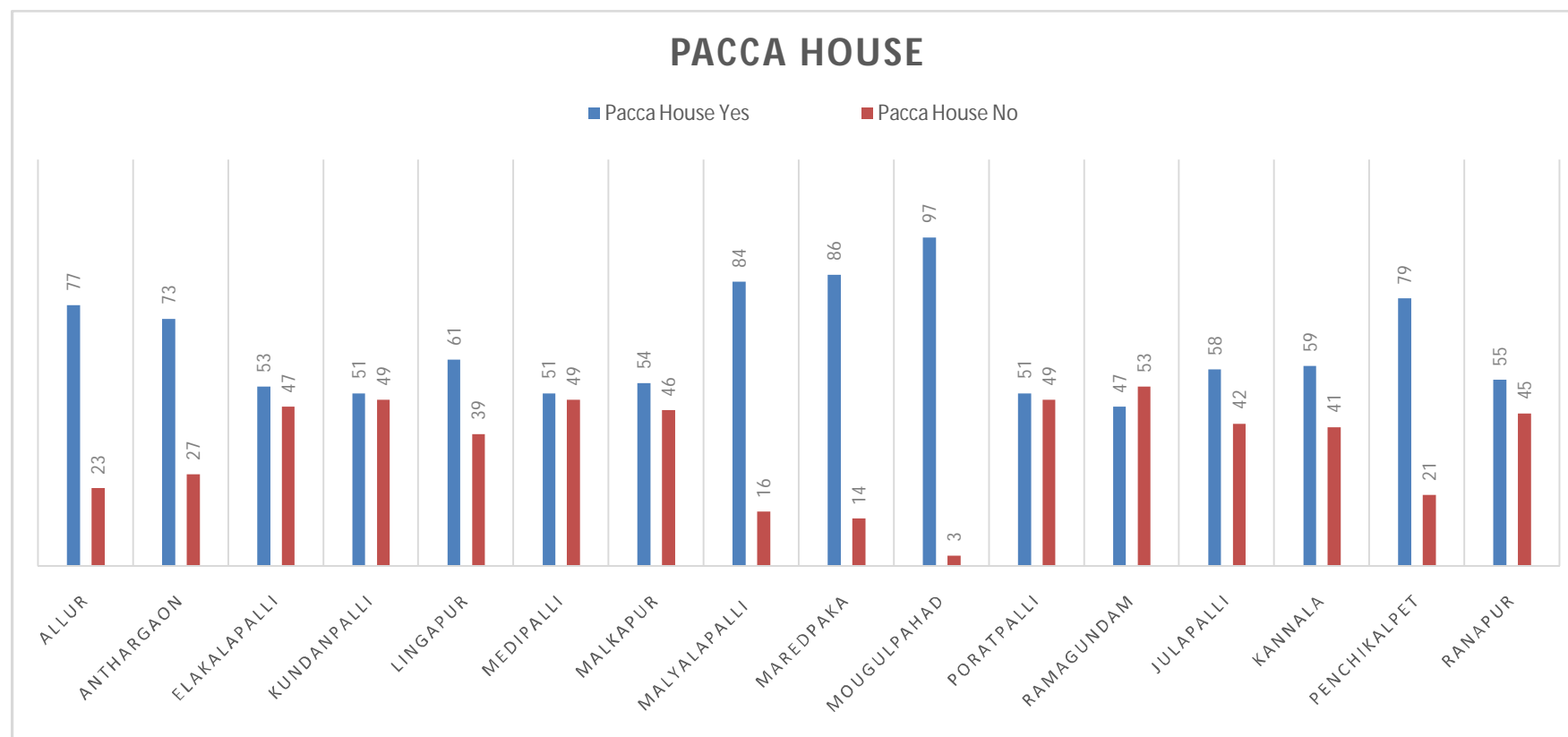
11. House/Shelter



Interpretation:

From the above Table it is observed that Maredupaka(97%),Moghul Pahad(97%),Lingapur(96%), Anthargaon(94%), Elakalapalli(94%), Poratapalli(93%), PENCHIKALPET(90%), Kannala(87%), Ranapur(87%), Kundanpall(85%) have House/shelter facility. In Remaining Villages i.e,Allur, Medipalli, Ramagundam and Julapalli few people don't have house/shelter facility.

12. Pacca House:



Interpretation:

From the above table it is observed that Moghul Pahad is highest in number of Paccia Houses (i.e 97%) followed by Maredupaka(86%),Malyalapalli(84%), PENCHIKALPET(79%) and Kudanpalli(51%), Medipalli(51%), Poratapalli(51%) and Ramagundam(47%) is lowest in number of Paccia houses.

13. Health Indicators:

S.No	Name of the Village	Under Weight Children below 5 year	Children Under Five mortality	Name of the Village	Children immunized	Maternal Mortality rate
1	Allur	1	1	Allur	Yes	No
2	Anthargaon	4	0	Anthargaon	Yes	No
3	Elakalapalli	6	0	Elakalapalli	Yes	No
4	Kundanpalli	0	0	Kundanpalli	Yes	No
5	Lingapur	0	0	Lingapur	Yes	No
6	Medipalli	0	0	Medipalli	Yes	No
7	Malkapur	0	0	Malkapur	Yes	No
8	Malyalapalli	3	0	Malyalapalli	Yes	No
9	Maredpaka	0	1	Maredpaka	Yes	No
10	Mougulpahad	0	0	Mougulpahad	Yes	No
11	Poratpalli	7	0	Poratpalli	Yes	No
12	Ramagundam	2	0	Ramagundam	Yes	No
13	Julapalli	0	0	Julapalli	Yes	No
14	Kannala	0	0	Kannala	Yes	No
15	Penchikalpet	3	0	Penchikalpet	Yes	No
16	Ranapur	0	0	Ranapur	Yes	No

Interpretation:

From the above table, it is interpreted that poratpalli is highest in number of underweight children (i.e,7), followed by Elakalapalli(6), anthargaon(4), Penchikalpet(3), Malyalapalli(3),Ramagundam(2).Rest of the villages Kundanpalli, Lingapur, Medipalli, Malkapur, Maredupaka, Moghul Pahad, Julapalli, Kannala, Ranapur don't have underweight children.

14. Types of diseases :

S. No	Name of the Village	TB	Malaria	Measles	Water Borne	HIV	Cancer	Disability	Diabetes	Blood Pressure	Skin Diseases
1	Allur	0	0	0	0	0	0	3	10	18	1
2	Anthargaon	1	0	0	0	0	0	1	14	31	4
3	Elakalapalli	2	2	1	0	0	0	1	18	28	11
4	Kundanpalli	3	12	0	0	0	0	1	8	5	4
5	Lingapur	1	0	0	0	0	0	1	17	25	16
6	Maidipalli	1	0	0	0	0	0	0	0	2	1
7	Malkapur	1	0	0	0	0	0	1	9	31	19
8	Malyalapalli	2	0	0	0	0	0	7	9	19	2
9	Maredupaka	0	0	0	4	0	0	0	10	25	3
10	Mougulpahad	0	0	0	0	0	0	1	12	18	5
11	Poratpalli	1	1	1	1	0	0	0	14	29	23
12	Ramagundam	3	0	0	0	0	0	3	11	24	17
13	Julapalli	0	0	0	0	0	0	0	1	2	1
14	Kannala	0	0	0	0	0	0	0	0	2	1
15	Penchikalpet	0	2	0	0	0	0	1	13	20	22
16	Ranapur	1	1	0	0	0	0	4	7	24	1

Interpretation:

From the above table we can observe that diseases like HIV and Cancer respondents are zero in all villages of the sample selected. One respondent was affected with Measles in Elakalapalli and Poratapalli villages whereas all the remaining villages in the sample selected are not affected with measles. Four people were affected with water borne disease in Maredupaka and one person was affected in Poratapalli Village. In Kundanpalli 12 respondents are affected with Malaria followed by Elakalapalli (2), Penchikalpet (2), Ranapur (1) and Poratapalli (1). According

to the responses from all villages, 3 people from ramagundam, 3 from Kundanpalli, 2 from Elakalapalli, 2 from Malyalapalli and 1 from Anthorgaon, Lingapur, Medipalli, Malkapur, Poratapalli, Ranapur each were affected by Tuberculosis. In Elakalapalli Village 18 respondents are diabetic followed by Lingapur (17), Anthargoan (14), Poratpalli (14) and the lowest in Medipalli and Kannala villages. i.e. zero were affected. People with Blood pressure were high in Malkapur (31) followed by Poratapalli(29), Elakalapalli (28) and Lowest in Medipalli (2), Julapalli (2) and Kannala(2). From the total sample selected related to skin diseases Poratapalli is having highest respondents (i.e. 23) followed by Penchikalpet (22), Malkapur (19) and lowest in Allur (1), Medipalli(1), Julapalli(1), Kannala(1), Ranapur(1). 7 respondents from Malayalapalli are found physically disable, 4 from Ranapur, 3 from Ramagundam and Allur, 1 from Anthorgaon, Elakalapalli, Kundanpalli, Lingapur, Malkapur, Mougul Pahad, and Penchikalpet

15. No. of sample population availed the benefits ICDS, PMSBY, PMJDY, APY, PMJJBY, PDS, AADHAR

Name of the village	ICDS	PMSBY	PMJDY	APY	PMJJBY	PDS	AADHAR
Allur	12	0	27	2	0	317	357
Anthargaon	19	0	66	7	4	176	241
Elakalapalli	61	0	50	1	0	245	255
Kundanpalli	16	0	28	0	0	233	224
Lingapur	16	5	95	2	0	251	265
Medipalli	0	1	12	1	1	232	253
Malkapur	12	9	22	9	2	259	268
Malyalapalli	18	1	26	1	0	242	244
Maredupaka	25	0	10	2	0	157	364
Mougulpahad	15	0	54	0	0	256	268
Poratpalli	25	0	20	6	0	249	262
Ramagundam	8	0	59	2	0	170	271
Julapalli	61	0	84	0	0	244	172
Kannala	35	0	40	6	2	219	266
Penchikalpet	47	0	20	1	0	176	205
Ranapur	35	0	48	5	3	238	259

Interpretation:

Almost all respondents from the selected sample villages have enrolled with Public Distribution System (PDS) and have AADHAR Cards. In Lingapur village highest number of (i.e. 95) Jhandhan Yojana Accounts were opened followed by Julapalli (84), Anthargoan (66), Ramagundam (59) and lowest in Medipalli (12), Maredupaka (10). Very few people are aware of Pradhan Mantri Suraksha Bima Yojana (PMSBY), Atal Pension Yojana (APY) and Pradhanmantri Jeevan Jyothi Bima Yojana (PMJJBY).

No. of sample population the benefits of ujwal, avas, Fasal, Koushal, Gramin vikas yojanas

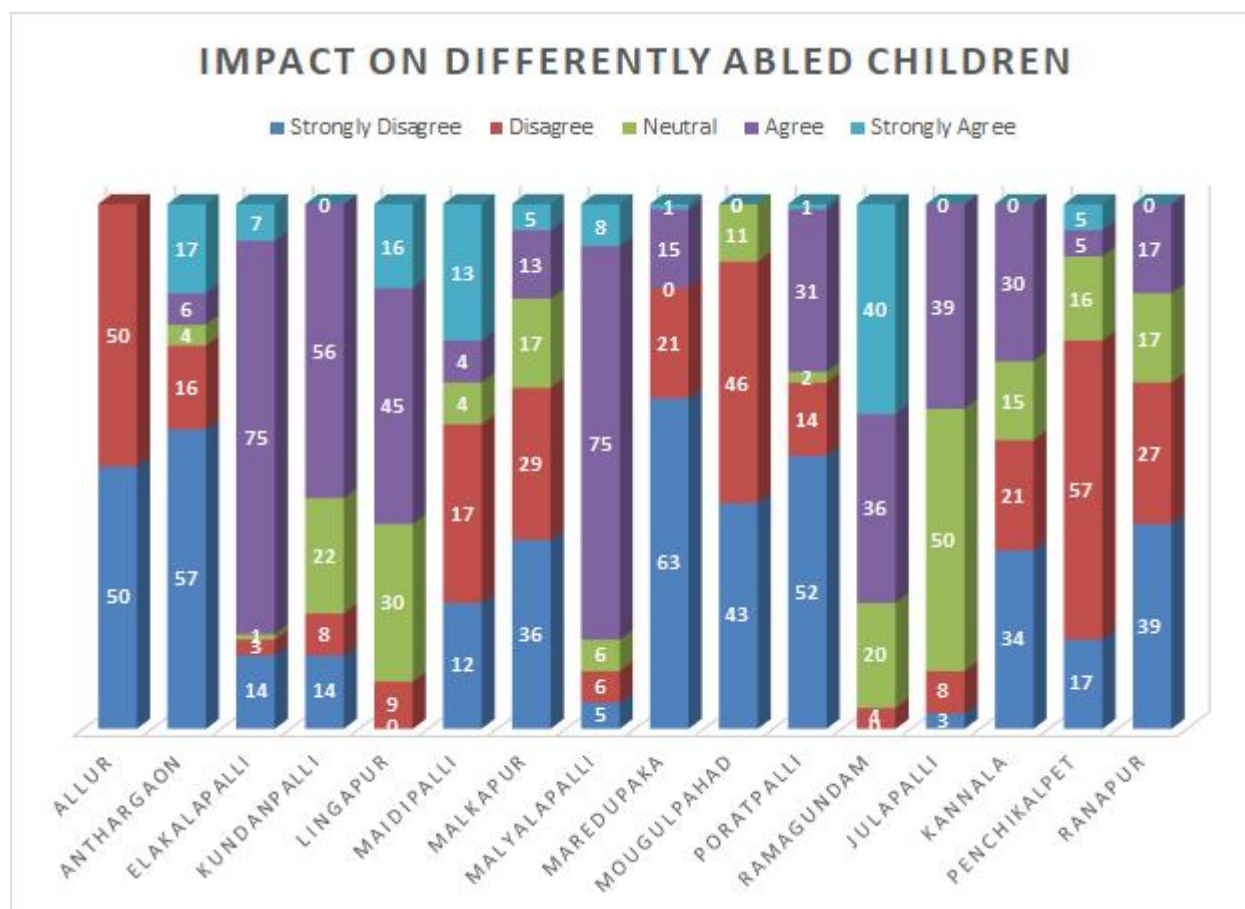
S.No	Village	Ujjwala Yojana	Avas Yojana	Fasal Yojana	Koushal Yojana	Gramin Vikas Yojana
1	Allur	74	0	0	0	0
2	Anthargaon	56	0	0	0	0
3	Elakalapalli	83	0	0	0	0
4	Kundanpalli	75	0	0	0	0
5	Lingapur	61	0	0	0	0
6	Medipalli	57	0	0	0	0
7	Malkapur	50	0	0	0	0
8	Malyalapalli	55	0	0	0	0
9	Maredupaka	52	0	0	0	0
10	Mougulpahad	75	0	0	0	0
11	Poratpalli	80	0	0	0	0
12	Ramagundam	93	0	0	0	0
13	Julapalli	56	0	0	0	0
14	Kannala	70	0	0	0	0
15	Penchikalpet	37	0	0	0	0
16	Ranapur	85	0	0	0	0

Interpretation:

From the above table and illustration we can say that the women in selected sample villages received Gas connection under Depam Scheme (Self Help Group Members). At the same time very few people were taken Gas connection from Singareni Collaries. Some people have taken gas connection by their own. The selected sample respondents are not aware of the Pradhan Mantri Avas Yojana (PMAY), Pradhan Mantri Fasal Yojana (PMFY), Pradhan Mantri Kaushal Vikas Yojana (PMKVY), Pradhan Mantri Gramin Vikas Yojana(PMGVY).

Q65. There is a positive impact of NTPC's CSR programs on differently abled children

S.No	Village	1.Strongly Disagree	2.Disagree	3.Neutral	4.Agree	5.Strongly Agree
1	Allur	50	50	0	0	0
2	Anthargaon	57	16	4	6	17
3	Elakalapalli	14	3	1	75	7
4	Kundanpalli	14	8	22	56	0
5	Lingapur	0	9	30	45	16
6	Medipalli	12	17	4	4	13
7	Malkapur	36	29	17	13	5
8	Malyalapalli	5	6	6	75	8
9	Maredupaka	63	21	0	15	1
10	Mogulpahad	43	46	11	0	0
11	Poratpalli	52	14	2	31	1
12	Ramagundam	0	4	20	36	40
13	Julapalli	3	8	50	39	0
14	Kannala	34	21	15	30	0
15	Penchikalpet	17	57	16	5	5
16	Ranapur	39	27	17	17	0

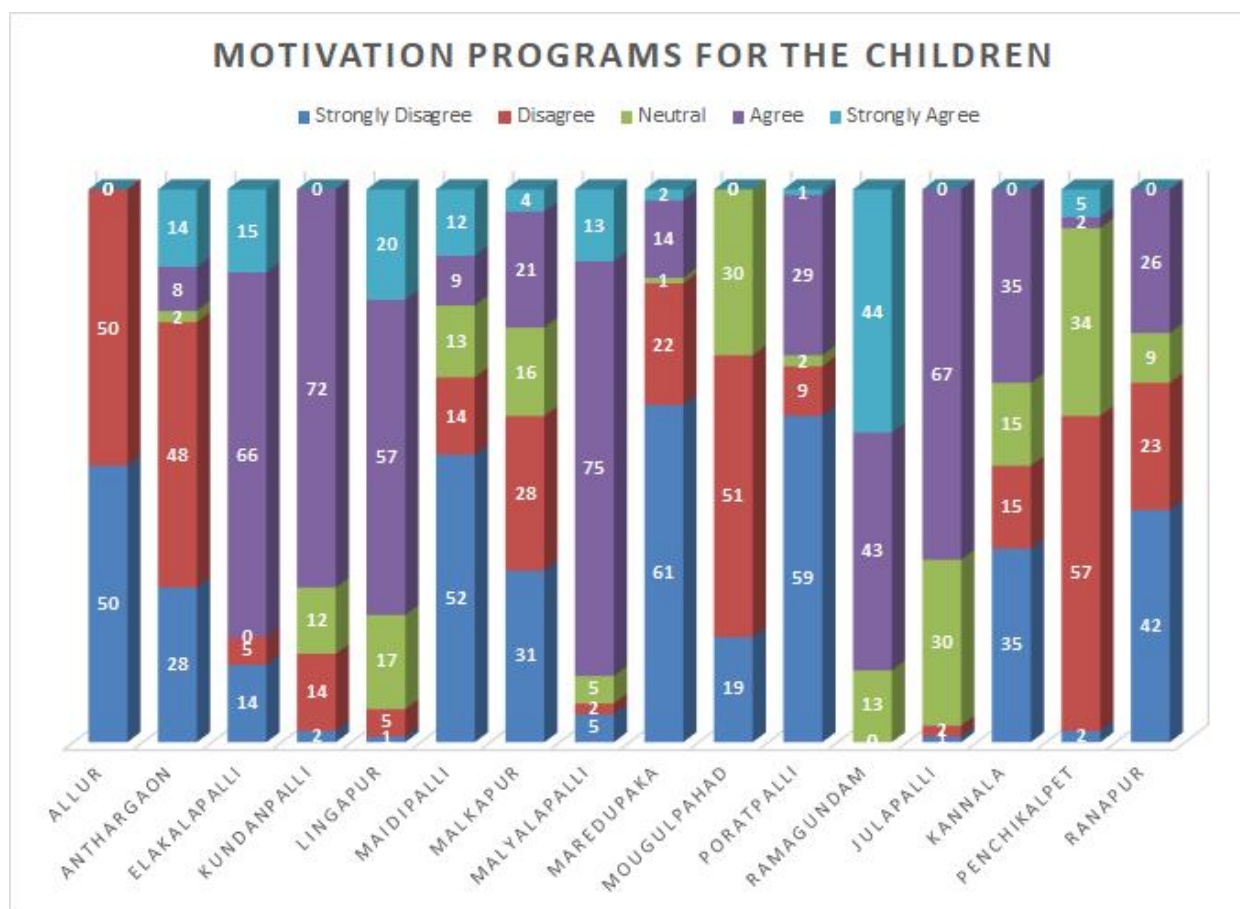


Interpretation:

From the above table it is observed that Maredupaka, Anthargaon, Poratpalli, Allur villages are not satisfied with NTPC's CSR activities on differently abled children. Elakalapalli, Kundanpalli, Malyalapalli, Ramagundam, Penchikalpet, Lingapur, Julapalli, Kannala are satisfied with NTPC's CSR activities on differently abled children

Q67.NTPC's CSR ACTIVITIES BROUGHT MOTIVATION FOR CHILDREN

S.No	Village	1.Strongly Disagree	2.Disagree	3.Neutral	4.Agree	5.Strongly Agree
1	Allur	50	50	0	0	0
2	Anthargaon	28	48	2	8	14
3	Elakalapalli	14	5	0	66	15
4	Kundanpalli	2	14	12	72	0
5	Lingapur	1	5	17	57	20
6	Medipalli	52	14	13	9	12
7	Malkapur	31	28	16	21	4
8	Malyalapalli	5	2	5	75	13
9	Maredupaka	61	22	1	14	2
10	Mougulpahad	19	51	30	0	0
11	Poratpalli	59	9	2	29	1
12	Ramagundam	0	0	13	43	44
13	Julapalli	1	2	30	67	0
14	Kannala	35	15	15	35	0
15	Penchikalpet	2	57	34	2	5
16	Ranapur	42	23	9	26	0



Interpretation:

From the above table it is observed that children in Elakalapalli, Kundanpalli, Lingapur, Malyalapalli, Ramagundam, Julapalli are motivated with CSR activities of NTPC. Children in rest of the villages Allur, Anthargaon, Medipalli, Maredupaka, MoghulPahad, Poratpalli, Penchikalpet, Ranapur villages respondents are not satisfied with NTPC's CSR Activities.

LIVE STOCK:

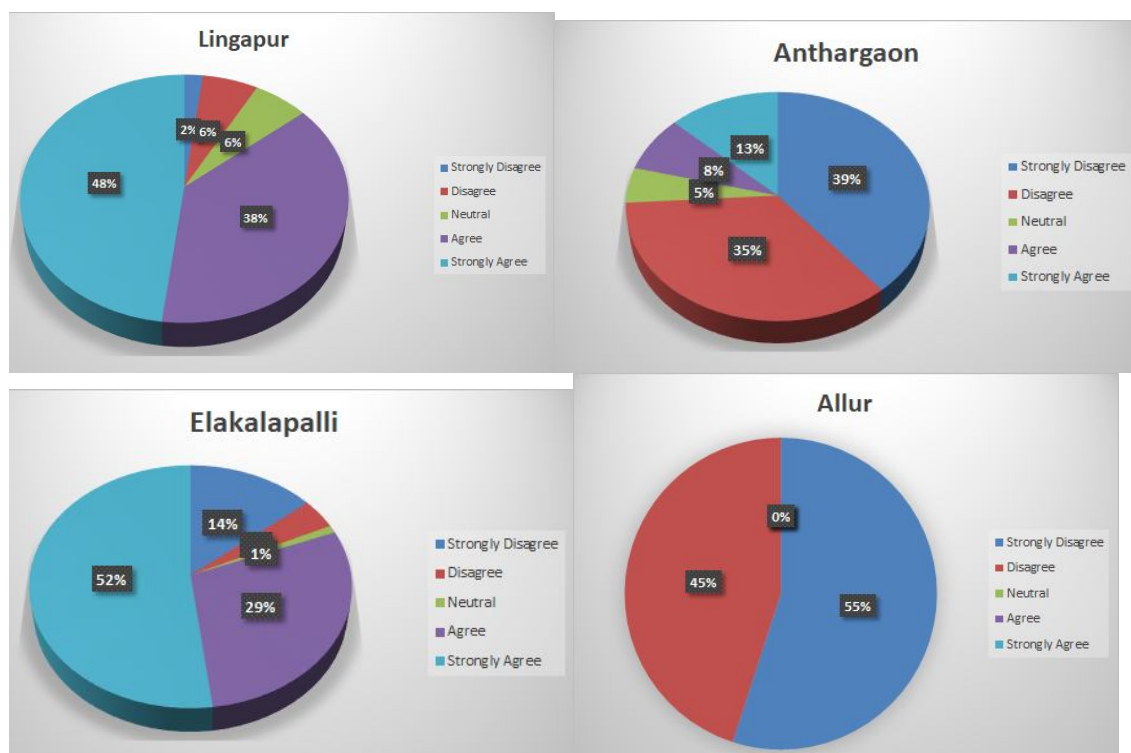
S.No	Name of the Village	Cattle					Total Live Stock	TV		Fridge	Vehicle	
		Cow	Buffalo	Sheep	Goat	Hen		Colour	Black & White		Two Wheeler	Four Wheeler
1	Allur	10	34	17	9	9	79	46	Nil	19	18	Nil
2	Anthargaon	11	31	9	8	12	71	16	Nil	28	24	1
3	Elakalapalli	18	48	18	14	6	104	24	Nil	12	19	Nil
4	Kundanpalli	8	22	8	6	2	46	19	Nil	10	19	Nil
5	Lingapur	6	20	6	4	6	42	25	Nil	9	20	Nil
6	Medipalli	4	16	14	4	2	40	19	1	19	16	Nil
7	Malkapur	8	24	16	24	15	87	74	2	35	16	Nil
8	Malyalapalli	12	46	21	10	24	113	65	1	41	24	Nil
9	Maredupaka	3	21	6	7	22	59	39	Nil	12	12	Nil
10	Mougulpahad	2	19	4	16	2	43	28	1	18	19	1
11	Poratpalli	8	10	2	15	0	35	30	1	9	7	Nil
12	Ramagundam	20	18	Nil	11	2	51	46	Nil	17	18	Nil
13	Julapalli	9	18	6	19	6	58	28	Nil	12	14	Nil
14	Kannala	12	16	8	20	8	64	29	1	19	22	Nil
15	Penchikalpet	6	12	10	8	6	42	14	1	9	19	Nil
16	Ranapur	6	29	12	8	4	59	36	Nil	12	18	Nil

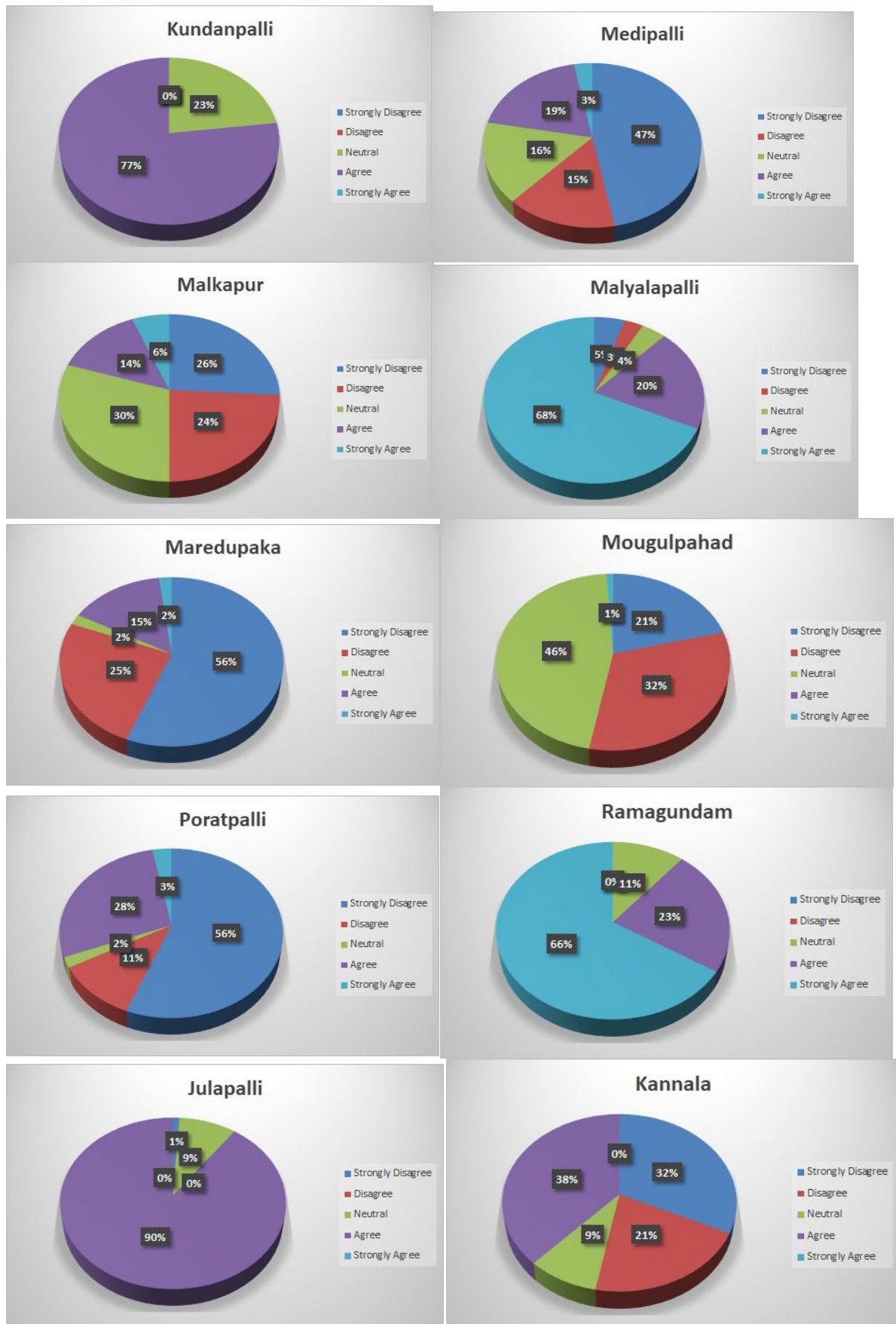
Interpretation:

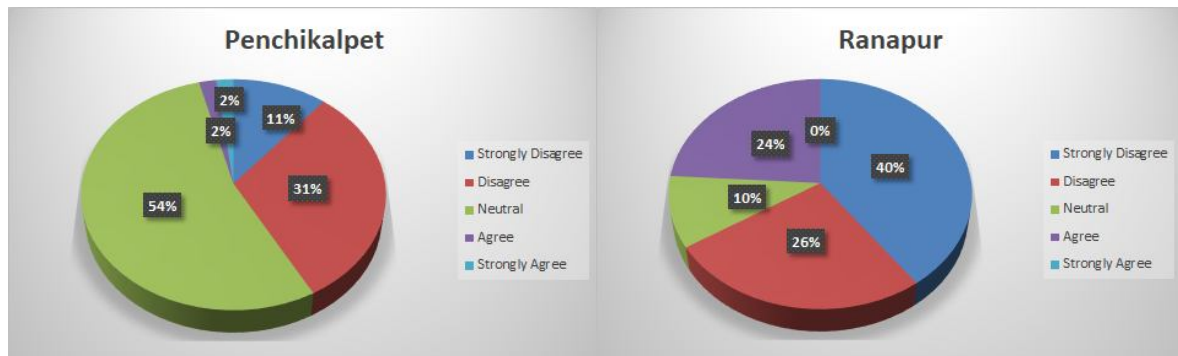
From the above table it is observed that Malyalapalli village has more livestock followed by Elakalapalli, Malkapur, Kannala, Allur, Anthargaon and least in Poratpalli, Medipalli, Lingapur and Penchikelpet villages. Majority of the respondents from Malyalapalli, Malkapur, followed by Ramagundam, Allur have color Television and least in Anthargaon and Penchikelpet villages. Few respondents have refrigerator and two wheeler. Most of the respondents don't have four wheeler.

NTPC's CSR Activities are Good and Satisfactory

S.No	Village	NTPC's CSR Activities are Good and Satisfactory				
		Strongly Disagree	Disagree	Neutral	Agree	Strongly Agree
1	Allur	55	45	0	0	0
2	Anthargaon	39	35	5	8	13
3	Elakalapalli	14	4	1	29	52
4	Kundanpalli	0	0	23	77	0
5	Lingapur	2	6	6	38	48
6	Medipalli	47	15	16	19	3
7	Malkapur	26	24	30	14	6
8	Malyalapalli	5	3	4	20	68
9	Maredupaka	56	25	2	15	2
10	Mougulpahad	21	32	46	0	1
11	Poratpalli	56	11	2	28	3
12	Ramagundam	0	0	11	23	66
13	Julapalli	1	0	9	90	0
14	Kannala	32	21	9	4	0
15	Penchikalpet	11	31	54	2	2
16	Ranapur	40	26	10	24	0







Interpretation:

According to the above table and illustration we can say the impact of NTPC CSR-CD activities on villages. Majority of respondents in Ranapur, Kannala, Anthargoan, Allur, Medipalli, Malkapur, Maredupaka, Mougulpahad, Poratapalli and Penchikalpet villages' mentioned that they are not satisfied with NTPC CSR-CD activities. They suggested that the company has to implement more number of CSR activities and they require continuous monitoring of CSR activities. Elakalapalli, Kundanpalli, Lingapur, Malyalapalli, Ramagundam, Julapalli villages respondents mentioned that they are satisfied with the activities of the NTPC CSRs activities

Conclusions and Suggestions

The present social audit exercise was carried out to measure the extent of implementation of activities proposed under Rehabilitation Action Plan (RAP) and evaluate the impact of the Rehabilitation & Resettlement (R&R) programme on the affected villages, namely Allur, Anthargaon, Elakalapalli, Kundanpalli, Lingapur, Medipalli, Malkapur, Malyalapalli, Maredupaka, Mougulpahad, Poratpalli, Ramagundam, Julapalli, Kannala, Penchikalpet and Ranapur. The social audit study evaluates the impact of activities executed under CSR-CD and find out the extent of changes. The study assesses the impact on R&R activities, infrastructure development activities, community development activities and standards of living of PAPs. The social audit provides a broad assessment of the wide range of activities implemented in affected villages formulated under the RAP from the perspective of satisfaction level of villagers.

Awareness of the Community:

The study reveals that the all the villages reported that they were aware of CSR-CD Activities. Most of them were aware about major activities namely construction of roads, providing drinking water facilities, vocational training, distribution of notebooks for students, Health Camps and distribution of medicines.

Community Development Work: Need, Execution & Impact

In the assessment survey three types of questions were administered to all selected affected villages. The first question related to the need of work and its execution status. Further, if the activity had been executed then what was the related level of satisfaction of the community regarding quality of work? The third question related to impact of executed activity in the village. Within this framework, we listed 8 sections which were formulated under CSR-CD Activities

We asked separate questions related to need for the work, quality of work and their impact/benefit to every village by activity. The responses of are analyzed and presented in following paragraphs.

1. Distribution of Note books to Government School Children:

NTPC as part of Corporate Social Responsibility and Community Development activities has distributed notebooks, school uniforms, solar lamps, merit scholarships, school bags, bicycles, and stationery to students in government schools. The initiative of distribution of notebooks to government school children has reached 6664 students from 119 government schools covering 20 villages successfully

2. Distribution of Furniture (Dual Desk Benches) to Government Schools:

Under infrastructure development for education NTPC has initiated distribution of furniture (Dual desk benches, Iron Almirah) construction of school compound walls, additional classrooms, toilets, drinking water facilities in some of the project affected villages. 1450 beneficiaries of 65 schools covering 15 villages were benefitted from this initiative under

CSR- CD activities in the year 2017-18. one village i.e. , Julapalli reported that work was not executed in their village

3.Merit Scholarship to SSC Students:

Distribution of Merit Scholarship to SSC Students is a good initiative and was much necessary for enhancing confidence among the poor students. Only two villages' i.e,Malkapur and Julapalli reported that more number students shall be given merit scholarships. The quality of work done was good while two villages considered scholarship distribution shall be increased because very few (i.e) 72 benefices was benefited.

4.Support for Inclusive Education to Deaf & Dumb:

NTPC has taken up Support for Inclusive Education to Deaf and Dumb for the affected villages.

11 Deaf and Dum students were identified and supported in education from 16 villages. 86 percent villagers were satisfied by the work carried by NTPC under CSR-CD

5. Distribution of Bicycles to the Girls Students:

NTPC under Education program has distributed bicycles to girls students of VIIIth standard in government schools. 400 students were benefited under this program. This initiation from NTPC encourage parents to send their girl children to school for education. All the villagers were highly satisfied by distribution of bicycles.

6. Construction of Additional Classrooms in High School

NTPC has also taken up construction of additional class rooms at government upper primary school in Elakalapalli village under infrastructure development. 150 students were benefited from the construction of additional classrooms.98 percent of students strongly agree that they were satisfied with the work done.

7. Adult education for women in project affected villages

To promote Adult Education for Women NTPC has set up 12 centers in and around Ramagudam to provide basic education to women. 300 beneficiaries received education and they were highly satisfied with NTPC Adult Education

8. Medical camps and distribution of medicines

NTPC as part of CSR-CD activities has conducted health camps and distributed medicines. the initiative of health camps and distribution of medicines has reached 5267 beneficiaries in 5 villages namely Kundanpalli, Malyalapalli, Moghalphahad, Ramagundam (New PKR colony). With regard to the quality of work it was found that 4 villages out of 16 selected villages accepted that quality of work done was good while seven villages considered that the quality of work done was of average level and the rest 5 (i.e Maredupaka Poratpalli, Julapalli, Kannala, Penchikalpet) villages reported that the quality of work done was very poor.

9. Eye Camp

NTPC as part of CSR_CD activities has conducted one Eye camp in each 5 villages namely Kundanpalli, Malyalapalli, Moghalphahad, and Ramagundam (Kazipalli). 600 villagers were benefitted from this Eye camps. With regard to the quality of work it was found that 4 villages out of 16 selected villages accepted that quality of work done was good while remaining 12 villages reported that the quality of work done was very poor in their villages.

10. Underground Drainage:

NTPC has conducted construction of underground drainage in Malkapur. 2000 beneficiaries were fully satisfied with the work done.

11. Support to individual toilets:

Under Swachh Bharat Abhiyan, Indian government provided Rs. 12,000 for individual household for construction of toilets. To support this government initiative NTPC extended its hand to give additional amount of Rs. 5,000 for individual household in constructing toilets. 344 households received this benefit from NTPC in Malayapalli and Ramagundam villages. respondents strongly agree that work done was highly satisfactory

12. Activity to promote Cleanliness in Slogan “Swachh Goan Swasth Goan”:

With inspiration of Prime Minister Modi's Swachh Bharath Mission NTPC has taken up a slogan "Swachh Gaon Swasth Gaon". Under this slogan NTPC has taken up cleanliness activities like installing dustbins, cleaning drainages, providing purified drinking water facilities. They also conducted awareness camps on cleanliness in the villages. Under this slogan work was started in Kundanpalli and Malayapalli villages. 5000 villagers were benefitted and satisfied by the work done.

13. Motorized Bore well and Hand Pumps:

It was observed that hand pumps were major source of drinking water in the villages. All villagers accepted the need for hand pumps and motorized bore wells in the villages. NTPC provided motorized bore wells and arranged hand pumps in all the project affected villages and 8000 were benefitted from this activity. 90 percent of respondents agreed that the work is done and is highly helpful for them. 46 percent of respondents strongly agree that they require more number of such hand pumps and motorized bore wells.

14. Repairs and Maintenance of Infrastructure provided by NTPC under CSR: (Napkin Making Centre)

NTPC under CSR-CD activities focused on infrastructure development of project affected villages. In Ramagundam repairs was made Sanitary Napkin making centre. 200 were benefitted and villagers was highly beneficial.

15. Construction of Community Centre:

NTPC under infrastructure development constructed community halls in many of the villages. For the year 2017- 18 NTPC has constructed 2 Community centers in Ramagundam and Romppigunta villages. 15000 villagers were benefitted with the community halls. Villagers strongly agree that the construction of community halls in their villages helped them in conducting village meetings and discussing development activities at the centers.

16. Construction of Cement Roads:

NTPC under infrastructure development constructed CC roads in Malkapur and Poratpalli villages. 10000 beneficiaries received the benefit from this activity. 93 percent of respondents from Malkapur and Poratpalli villages accepted that construction of CC roads was done in their villages and are highly satisfied with the work done.

17. Vocational Training:

To empower youth and women NTPC as part of Corporate Social Responsibility Activities and Community Development Programme started giving vocational training for project affected villages. Under Vocational training NTPC has given Tailoring training and Apparel training to women in 12 villages out of 16 villages in the selected sample. NTPC held coaching classes to youth for various competitive exams like EAMCET, TSPOLYCET, Jr. Linemen, RRB, SI coaching etc. To increase self-employability and entrepreneurship NTPC has given support for basic income generation activities by conducting Basic computer training and technical training. Data from the table reveals that majority of the villagers accepted vocational trainings were much more helpful and required to them.

18. Animal Health

Animal Husbandary is one of the major sources of income for the villagers in the project affected villages. Since government veterinary hospitals were far from the project affected villages NTPC under CSR-CD activities arranged veterinary camps in 15 villages. Feed for cattle, Vaccination and Medicines were given to animals during animal health camps. 864 beneficiaries were benefitted from this animal health camps. Most of the village respondents agreed that these animal health camps were highly helpful for them. Respondents reported that such animal health camps are to be conducted in their villages frequently.

19. Waste land development:

NTPC Ramagundam has taken a good initiative in converting waste land into cultivable land by installing drip irrigation systems and restoring soil fertility of soil by natural farming methods. Out of 100 acres of waste land 25 acres were made suitable for cultivation in Kannala village. The villagers were highly satisfied by the work taken up by NTPC.

20. Sports:

Under promotion of sports and games NTPC distributed sports kits, sports dresses to students of government schools in the project affected villages. In all 16 project affected villages NTPC conducted number of sports competitions on important National days like Republic day, Independence day, Children's day etc. and distributed prizes and mementoes for the winners in the competitions. This motivated more number of students to participate in sports activities. Majority of the students strongly agree that sports and games are highly beneficial for them.

21. Demographic Factors of Sample villages:

Most of sample population are under age group of 51 years and above followed by 31-40 years age group. Very low percentage of sample population are under age group of 20-30 years. Education qualification of the sample respondents is below SSC and very low percentage of sample population has higher education (i.e, graduation and Post-graduation).

The main occupation of villagers is daily wage labour and the annual income is below Rs.75000.

22. Maternal Mortality Rate and Infant mortality rate:

Maternal mortality is not observed in the sample selected while very low infant mortality is observed in Allur and Maredupaka villages. Immunization of the children was cent percent.

23. Types of Diseases:

It is observed that diabetes, Blood pressure, and skin diseases are predominantly seen among the people.

Suggestions

- There is need to make affected communities empowered in sphere of regular sustainable employment through productive works, modern skill development of traditional skills, open new avenue for income generation activities for women and quality education in the affected villages.
- There is need to ascertain the preferences of affected communities in designing CSR-CD activities and NTPC should honor the preferences and needs of affected villages.
- NTPC should ensure participation of local people in monitoring the progress of the works.
- NTPC should conduct awareness programs on available government schemes and yojanas for enhancing employability
- Women health campaigns shall be conducted often.
- Training in self-employment programs like jute work, toy making, pot painting, Electrical, mechanical work shall be given
- The villagers require RO water plant for sustainable drinking water facility.
- NTPC has give financial supported for construction of toilets in 2 villages. This financial support shall be extended to the remaining villages.
- Air filters and solar lamps shall be provided
- NTPC should take precautions for Fly ash problems during summer season.
- Renovation of ponds shall be taken by NTPC.