

BEFORE THE HON'BLE CENTRAL ELECTRICITY REGULATORY COMMISSION
NEW DELHI

PETITION NO.....

IN THE MATTER OF : Petition Under Section 62 and 79 (1) (a) of the Electricity Act, 2003 read with Chapter-III of the Central Electricity Regulatory Commission (Conduct of Business) Regulations, 2023 and Chapter-3, Regulation-9 of Central Electricity Regulatory Commission (Terms and Conditions of Tariff) Regulations, 2024 for approval of tariff of **Sipat Super Thermal Power Station Stage-I (3x660 MW) for the period from 01.04.2024 to 31.03.2029.**

INDEX

Sl. No.	Description	Page No.
1	Index	1
2	Summary of issues	2-5
3	Petition for Approval of Tariff of Sipat Super Thermal Power Station Stage-I (3x660 MW) for the period from 01.04.2024 to 31.03.2029	6-15
4	Affidavit	16-17
5	Appendix-I	18-74
6	Appendix-IA (CMS-De NoX)	75-94
7	Annexure-A1	95-99
8	Annexure-A2	100-125
9	Form 15	126-173
10	Filing Fee (Form I)	174-178
11	Water Agreement	179-195
12	True Copy of Form 15_19-24 & 24-29	196-204

Summary of Issues: Sipat Super Thermal Power Station Stage-I (Sipat-I) (3x660 MW)

(In compliance with CERC notice dated 07.06.2024)

The major highlights of the Sipat-I (1980 MW) Truing up petition are as follows: -

The present petition is being filed under Section 62 and 79 (1) (a) of the Electricity Act, 2003 read with Chapter-III of the Central Electricity Regulatory Commission (Conduct of Business) Regulations, 2023 and Chapter-3, Regulation 9(2) of Central Electricity Regulatory Commission (Terms and Conditions of Tariff) Regulations, 2024 for determination of tariff of Sipat-I (1980 MW) for the period from 01.04.2024 to 31.03.2029. The tariff for Sipat-I include actual capital cost as on 01.04.2024 and projected additional capital expenditure for 2024-29 period.

Sipat-I is located at District Bilaspur, Chhattisgarh (CG) and comprises of three units of 660 MW each with their respective COD's as 1.10.2011, 25.5.2012 & 01.08.2012. The power generated from Sipat-I is being supplied to various discoms as per MoP allocation and respective PPAs including Madhya Pradesh Power Management Company Limited (MPPMCL), Gujarat Urja Vikas Nigam Limited (GUVNL), Maharashtra State Electricity Distribution Company Limited (MSEDCL), Chhattisgarh State Power Distribution Company Limited (CSPDCL), Electricity Department of Goa (EDG), Dadra and Nagar Haveli and Daman and Diu Power Distribution Corporation Limited (DNHDDPDCL).

The tariff for Sipat-I for the period from 01.04.2019 to 31.3.2024 was determined by the Hon'ble Commission vide order dated 06.06.2022 in Petition No. 425/GT/2020. The capital cost allowed for tariff determination included the projected additional capital expenditure admitted by the Hon'ble Commission after prudence check.

The tariff petition of Sipat-I for the tariff period 2019-24 after the truing up exercise based on actual expenditures as on 31.03.2024 has been filed vide affidavit dated 23.11.24 as per provisions of Regulation 13 of CERC Tariff Regulations 2019. provisions of Tariff Regulations 2019. Accordingly, the opening capital cost as on 01.04.2024 has been considered the same as closing capital cost as on 31.03.2024 as per the said true-up petition.

The projected Additional Capital Expenditure on cash basis for the FY 2024-25, 2025-26, 2026-27, 2027-28, 2028-29 are Rs 76.94 Cr, Rs 40.97 Cr, 0, Rs 10 Cr and Rs 12 Cr respectively amounting to total of Rs 140 Cr during the 2024-29 period. The same has been depicted year wise in Form 9A of the Appendix-I along with applicable regulations and justification for the claims. It is humbly requested to approve the projected Additional Capital expenditure during the period of 2024-29.

Also, the Combustion Modification System for De-NOx as part of Emission Control System has been installed in the instant Station in 2019-24 period. The Supplementary Tariff on behalf of the same for 2024-29 period is attached at Appendix-IA. The Hon'ble Commission may be pleased to approve the same.

Tariff Regulation 2024, clause 36(1)(6) provides for water charges, security expenses and ash transportation expenses to be allowed separately. The Hon'ble Commission may be pleased to allow the same subject to retrospective adjustment based on actuals at the time of truing up. Further, to avoid the interest payment liability of the beneficiaries, it is prayed that the petitioner may be allowed to recover/ pass on the ash transportation charges on a monthly basis subject to true-up at the end of the 2024-29 period. The ash transportation expenses claim has been depicted in Form 3A of Appendix-I.

The Hon'ble Commission may please allow the claims of water charges and security expenses for the instant station as per projection, as claimed by the Petitioner in Form-3A of Appendix-I.

- It is mentionable that the bipartite water agreement between NTPC Sipat STPS and Govt of C.G. directs NTPC to pay water charges on basis of water allocated or drawn whichever is higher. It is submitted that water is subject matter under the control of State Government and NTPC has no control over it. It is also an essential input for generation of electricity from a thermal power plant. NTPC is bound to pay the water charges as per the agreement with the State Government. The details for the water charges claim for 2024-29 as per the agreement is submitted in Form 3A and Form 19. Hon'ble Commission may please allow the claim of water charges paid on projection basis. Copy of water agreement between NTPC Sipat STPS and Govt of C.G. is enclosed along with the petition.
- It is further mentioned that the Sipat STPS is a central government owned thermal power station which is of national importance. Safety and security of these nationally important infrastructure projects against any threat perception is a prime concern. The main security of these central government owned thermal power station is provided by the Central Industrial Security Force (CISF). CISF is a statutory body set up under an Act of the Parliament of India and a central armed police force in India under the Ministry of Home Affairs (MHA) whose primary mission is to provide security to large institutions like Sipat STPS. Deployment of the CISF is done as per the security threat perception, survey and as per the guidelines of MHA. In addition to the CISF, certain security is provided by other local and national agencies for critically

less sensitive locations as per the plant specific needs. In view of this Hon'ble Commission may please allow the claims of security expenses as per projection for 2024-29 as submitted in Form 3A.

- Sipat-I has induced draft cooling tower. Accordingly, the normative APC has been computed as 5.75 %. Hon'ble Commission may please allow the same as per Regulation 70 (E) of the Tariff Regulation 2024.

In the light of above submission and as per the Petition being filed by the Petitioner for determination of tariff of Sipat-I Station (1980 MW), The Hon'ble Commission may please approve revised tariff for the tariff period 2024-29 as per provision of Regulation 9(2) of Tariff Regulations 2024.

BEFORE THE HON'BLE CENTRAL ELECTRICITY REGULATORY COMMISSION

NEW DELHI

PETITION NO.....

IN THE MATTER OF : Petition Under Section 62 and 79 (1) (a) of the Electricity Act, 2003 read with Chapter-III of the Central Electricity Regulatory Commission (Conduct of Business) Regulations, 2023 and Chapter-3, Regulation-9 of Central Electricity Regulatory Commission (Terms and Conditions of Tariff) Regulations, 2024 for approval of tariff of **Sipat Super Thermal Power Station Stage-I (3x660 MW)** for the period from **01.04.2024 to 31.03.2029**.

**AND
IN THE MATTER OF**

Petitioner: : NTPC Ltd.
NTPC Bhawan
Core-7, Scope Complex
7, Institutional Area, Lodhi Road
New Delhi-110 003.

Respondents

1. Madhya Pradesh Power Management Company Ltd. (MPPMCL), Shakti Bhawan, Vidyut Nagar, Jabalpur 482 008
2. Maharashtra State Electricity Distribution Co Ltd. (MSEDCL) Prakashgad, Bandra (East), Mumbai 400 051
3. Gujarat Urja Vikas Nigam Ltd. (GUVNL)
Vidyut Bhavan, Race Course
Vadodara – 390 007
4. Chhattisgarh State Power Distribution Co. Ltd (CSPDCL)
P.O. Sundar Nagar,
Danganiya, Raipur – 492013

- 5 Electricity Department
Government of Goa (EDG)
Vidyut Bhawan, Panaji, Goa
- 6 Dadra And Nagar Haveli and Daman and Diu Power
Distribution Corporation Limited (DNHDDPDCL).
1st & 2nd Floor, Vidyut Bhavan, Silvassa-396230, DNH, India

The Petitioner humbly states that:

- 1) The Petitioner herein NTPC Ltd. (hereinafter referred to as '**Petitioner**' or '**NTPC**'), is a company incorporated under provisions of the Company Act, 1956 and a Government Company as defined under Section 2(45) of the Companies Act, 2013. Further, NTPC is a 'Generating Company' as defined under Section 2(28) of the Electricity Act, 2003.
- 2) In terms of Section 79(1)(a) of Electricity Act, 2003, the Hon'ble Commission has been vested with the functions to regulate the tariff of NTPC, being a Generating Company owned and controlled by the Central Government. The regulation of the tariff of NTPC is as provided under Section 79(1)(a) read with Section 61, 62 and 64 of the Electricity Act, 2003 and the Regulations notified by the Hon'ble Commission in exercise of powers under Section 178 read with Section 61 of the Electricity Act, 2003.
- 3) The Petitioner is having power stations/ projects at different regions and places in the country. Sipat Super Thermal Power Station Stage-I (3x660 MW) (hereinafter referred to as "Sipat-I") is one such station located in the State of Chhattisgarh. The power generated from Sipat-I is being supplied to the respondents herein above.
- 4) The Hon'ble Commission has notified the Central Electricity Regulatory Commission (Terms & Conditions of Tariff) Regulations, 2024 (hereinafter 'Tariff Regulations 2024') which came into force from 01.04.2024, specifying the terms & conditions and methodology of tariff determination for the period 01.04.2024 to 31.03.2029.

5) Regulation 9(2) of Tariff Regulations 2024 provides as follows:

“(2) In case of an existing generating station or unit thereof, or transmission system or element thereof, the application shall be made by the generating company or the transmission licensee, as the case may be, by 30.11.2024 , based on admitted capital cost including additional capital expenditure already admitted and incurred up to 31.3.2024 (either based on actual or projected additional capital expenditure) and estimated additional capital expenditure for the respective years of the tariff period 2024-29 along with the true up petition for the period 2019-24 in accordance with the CERC (Terms and Conditions of Tariff) Regulations, 2019.”

In terms of above, the Petitioner is filing the present petition for determination of tariff for Sipat-I for the period from 01.04.2024 to 31.03.2029 as per the Tariff Regulations 2024.

6) The tariff of the Sipat-I for the tariff period 1.4.2019 to 31.3.2024 was determined by the Hon'ble Commission vide its order dated 06.06.2022 in Petition No. 425/GT/2020 in accordance with the CERC (Terms & Conditions of Tariff) Regulations 2019. The petitioner vide affidavit dated 23.11.24 had filed a separate true up petition for the period 01.04.2019 to 31.03.2024 for revision of tariff in line with the applicable provisions of Tariff Regulations 2019.

7) It is submitted that Hon'ble Commission vide order dated 06.06.2022 in Petition no 425/GT/2020 has allowed a capital cost of Rs 9326.31 Cr. as on 31.03.2024 based on the admitted projected capital expenditure for the 2019-24 period. However, the actual closing capital cost as on 31.03.2024 has been worked out in the foresaid true-up petition as Rs. 9683.71 Cr based on the actual expenditure after truing up exercise for the period 2019-24. Accordingly, the opening capital cost as on 01.04.2024 has been considered as Rs 9683.71 Cr in the instant petition. The Hon'ble Commission may be pleased to accordingly adopt this adjustment in the admitted capital cost as on 31.3.2024 and determine the tariff in the present petition for the period 2024-29.

- 8) The capital cost claimed in the instant petition is based on the opening capital cost as on 01.04.2024 considered as above and projected estimated capital expenditures claimed for the period 2024-29 under Regulation 19 and Regulation 24, 25 and 26 of the Tariff Regulations, 2024.
- 9) The Petitioner further respectfully submits that as per Regulation 36(1)(6) of the Tariff Regulations 2024, the water charges, security expenses, ash transportation expenses and capital spares consumed for thermal generating stations are to be allowed separately. The details in respect of water charges such as type of cooling water system, water consumption, rate of water charges as applicable for 2023-24 have been furnished below. Water charges claimed is based on projection basis year on year and same may be allowed in tariff based on the same for the 2024-29. In accordance with provision of the Regulations, the petitioner shall be furnishing the details of actual for the relevant year at the time of truing up and the same shall be subject to retrospective adjustment.

Description	Remarks
Type of Plant	Coal based thermal power station
Type of cooling water system	Closed Circuit Cooling System
Rate of Water charges	12.25 Rs/CuM
Total Water Charges	7281.52 lacs

**For 2023-24 Sipat-I*

- 10) Similarly, the Petitioner is claiming the security & ash transportation expenses based on the estimated expenses for the period 2024-29, the same shall be subject to retrospective adjustment based on actuals at the time of truing up. In respect of capital spares consumption, it is submitted that the same shall be claimed at the time of true-up in terms of the proviso to the Regulation 36(1)(6) based on actual consumption of spares during the period 2024-29.
- 11) However, it is submitted that the expenditure towards the ash transportation charges is recurring in nature and the Petitioner has been incurring ash transportation expenditure in its stations in the current tariff period also. In case the same is permitted to be recovered after the issuance of the tariff order for the period 2024-29, there will be additional liability on the beneficiary on account of the interest payment for the period till the time the tariff

petitions for the period 2024-29 is decided. To avoid the interest payment liability of the beneficiaries, it is prayed that the petitioner may be allowed to recover/ pass on the ash transportation charges on a monthly basis subject to true-up at the end of the 2024-29 period.

12) The petitioner humbly submits that petition no. 227/MP/2024 has been filed by the petitioner concerning Ash utilisation Expenditure for its stations which is under active consideration of this Hon'ble Commission and the outcome of the said petition will be applicable to the instant petition also.

13) The Petitioner humbly submits that the pay/wage revision for the employees of the Petitioner will be due w.e.f. 01.01.2027. Further, the wage/pay revision of CISF and Kendriya Vidyalaya employees will also be due for revision during the tariff period 2024-29. Regulation-36(1)(8) of CERC (Terms & Conditions of Tariff) Regulations-2024 provides as below:

“In the case of a generating company owned by the Central or State Government, the impact on account of implementation of wage or pay revision shall be allowed at the time of truing up of tariff.”

In accordance with the above said regulation, the Petitioner shall approach the Hon'ble Commission for allowing the impact of Pay/wage revision of employees of the Petitioner i.e. NTPC Limited, CISF and Kendriya Vidyalaya (wherever applicable) as additional O&M at the time of truing-up of tariff for the control period 2024-29. The Hon'ble Commission may be pleased to consider the impact of wage/pay revision as an additional impact on O&M and allow the same as additional O&M over and above the normative O&M.

14) The present petition is filed on the basis of norms specified in the Tariff Regulations 2024. It is submitted that the petitioner is in the process of installing the Emission Control Systems (ECS) in compliance of the Revised Emission Standards as notified by MOEF vide notification dated 07.12.2015 as amended. Completion of these schemes in compliance of revised emission norms will affect the Station APC, Heat Rate, O&M expenses, water consumption etc. In addition, the availability of the unit/ station would be

also affected due to shutdown of the units for installation of ECS. The petitioner would be filing the details of the same in terms of the Regulation 29 of CERC (Terms & Conditions of Tariff) Regulations 2024.

However, it is submitted that Combustion modification system (De-NoX) has been installed and commissioned in all the three units of Sipat-I and the supplementary tariff has been calculated for 2024-29 and appendix-IA is attached with the petition.

- 15) It is submitted that Hon'ble Commission has prescribed boiler efficiency and turbine heat rate separately for deriving the unit heat rate where the Unit Heat Rate is not guaranteed by the suppliers. It is submitted that the instant station was envisaged during the period 2004-09 and equipments including SG and TG specifications for tendering / award was stipulated considering the boiler efficiency and the turbine heat rate prescribed by the Hon'ble Commission in the Tariff Regulations at that time. Based on the same the equipments were ordered through competitive bidding. It was not possible for the petitioner to specify the efficiency parameters at the time of finalizing the contracts on the instant station as per the efficiency parameters specified in Tariff Regulations 2024-29 which are more stringent.

In a similar case, Hon'ble Commission in its order dated 20.02.2014 in Petition No. 160/GT/2012 has considered the design parameters for computing Gross Heat Rate of the station with appropriate operating margin and has stated as under:

Quote

“161. As per the guaranteed turbine cycle heat rate of 1945 kCal/kWh and boiler efficiency of 88.5% along with the deviation of 6.5 % as per the 2009 Tariff Regulations, the Gross Heat Rate works out to 2340.59 kcal/kWh. Without the margin of Auxiliary consumption of 6.5%, the Gross Heat Rate works out as 2197.74 kcal/kWh. In light of this, achieving a GSHR of 2220 kcal/kWh as per submission of the respondents 1 to 6 is not possible. Also, the EPC contract was finalized in 2006 and there was no possibility for the petitioner to specify the Station Heat Rate as per the 2009 Tariff Regulations. In view of above, we consider a GSHR of 2340.59 kCal/kWh based on guaranteed turbine cycle heat rate 1945 kCal/kWh and boiler efficiency of 88.5% with a deviation of 6.5 % from the guaranteed design value.”

UNQUOTE

Further, Hon'ble Commission vide its order dated 21.04.2022 in petition no 362/GT/2020 while determining tariff of Kahalgaon STPS-II of NTPC Limited has relaxed the boiler efficiency for computing Gross Heat Rate of the station with appropriate operating margin. The same is quoted below:

Quote

"157. Accordingly, the Commission considered the SHR of 2425 kCal /kWh as approved for 2009-14 tariff period and in exercise of Power to Relax under Regulation 54 and Power to Remove Difficulty under Regulations 55 of Tariff Regulations, 2014 allowed boiler efficiency of the units of the generating station below 0.85 for the period 2014-19"

UNQUOTE

- 16) Further, if the Petitioner had stipulated more stringent unit heat rate this would have increased the capital cost commensurate to the efficiency parameters sought. The benefit of the lower capital cost due to lower efficiency parameters has already been passed onto the beneficiaries in terms of lower capital cost. If now the turbine cycle heat rate is considered as 1900 Kcal/Kwh instead of actual guaranteed as 1904 Kcal/Kwh and actual design boiler efficiency of 86.27 % the unit heat rate would be worked out to be 2301.49 kcal/kwh and the operating margin available over the design heat rate would be 4.28% only which is much than the operating margin of 4.5% allowed in the Tariff Regulations 2024. Moreover, turbine cycle heat rate once designed cannot be improved later rather it deteriorates with passage of time. In view of above submission, it is prayed that Gross Station Heat rate may be allowed based on guaranteed turbine cycle heat rate of 1904 Kcal/Kwh and actual boiler efficiency of 86.27% with an operating margin of 4.5 % from the guaranteed design value. The tariff computation attached at Appendix-I is based on considering Station Heat Rate as per design heat rate with applicable operating margin of 4.5%.
- 17) It is submitted that in terms of Regulation 60 (5) of the Tariff Regulations 2024, the Petitioner is required to furnish details qua providing the details of Landed Price & Gross Calorific Value ("GCV") of coal in Form 15. It is further submitted that the Petitioner in terms of Regulation 40 of the Tariff Regulations 2019 was required to furnish the details for Landed Price & GCV of coal also as per Form 15 of the Tariff Regulations, 2019.

- 18)** However, in so far as the present Petition is concerned, the Petitioner has prepared & submitted the data of coal as per Form 15 of the Tariff Regulations, 2019. The same is because of the following reasons:-
- 19)** This Hon'ble Commission had notified the Tariff Regulations, 2019 on 07.03.2019 and the same was in effect till 31.03.2024.
- 20)** The Petitioner being a diligent utility has been seamlessly providing the said data of coal in terms of the prescribed format (i.e. Form 15 of Annexure-I (Part I)) of the Tariff Regulations, 2019 to this Hon'ble Commission for computation of Interest on Working Capital.
- 21)** Thereafter, this Hon'ble Commission on 15.03.2024 notified the Tariff Regulations, 2024, wherein the format of Form 15 was changed/ amended by this Hon'ble Commission and a new format was placed in the Tariff Regulations 2024 in the month of June'2024.
- 22)** By virtue of the said change, the Petitioner has been obligated to furnish the data of coal for its existing plants month wise for the preceding 12 months i.e. for FY 2023-24 for computation of Interest on Working Capital.
- 23)** It is humbly submitted that by virtue of the Tariff Regulations, 2024, this Hon'ble Commission has added a new format/ revised the format of Form-15 which has not prescribed in the past Tariff Regulations i.e. of 2019. Hence, it is only now (in the Tariff Regulations 2024) that the Petitioner has been obligated to furnish the data of coal as per the new format of Form-15.
- 24)** A True copy of the Form 15 of Tariff Regulations 2019 and Form 15 of Tariff Regulations 2024 is marked and annexed herewith as Annexure.
- 25)** It is respectfully submitted that since the format for Form 15 has been changed in Tariff Regulations, 2024 and was notified in the month of June'2024, the Petitioner could not have been aware about the said changes earlier, hence the Petitioner did not maintain the data required in new format of Form 15 of Tariff Regulations, 2024.
- 26)** Therefore, this Hon'ble Commission may kindly exempt the Petitioner from furnishing the data of coal in terms of new format of Form 15 of the Tariff Regulations, 2024 & may be

allowed to furnish the details of coal for FY 2023-24 in terms of the prescribed format of Form-15 of the Tariff Regulations, 2019.

- 27) In light of the above submissions, it may kindly be noted that no prejudice shall be caused to any party if the Petitioner is allowed for providing the details of Landed Price & GCV of coal to this Hon'ble Commission in terms of Form 15 of the Tariff Regulations, 2019 as the value of Landed Price & GCV of coal will remains unaffected.
- 28) It is submitted that the Petitioner has already paid the requisite filing fee vide Transaction ID 37c568eba62158b7b321 on 24.04.2024 for the year 2024-25 and the details of the same have been duly furnished to the Hon'ble Commission vide email dtd. 29.04.2024. For the subsequent years, it shall be paid as per the provisions of the CERC (Payment of Fees) Regulations, 2012 as amended. Further Regulation 94 (1) of Tariff Regulations 2024 provides that the application fee and publication expenses may be allowed to be recovered directly from the beneficiaries at the discretion of the Hon'ble Commission. Accordingly, it is prayed that Hon'ble Commission may be pleased to allow recover filing fee and publication fee directly from the beneficiaries.
- 29) The petitioner has accordingly calculated the tariff for 2024-29 period based on the above and the same is enclosed as **Appendix-I & IA** to this petition.
- 30) It is submitted that the Petitioner has uploaded the copy of the Petition at CERC site (Saudamini), the access of which is available to all the Respondents mentioned herein above and therefore the petition stands served to all the respondents. Further, the petitioner has also posted the Petition on the company website i.e. www.ntpc.co.in
- 31) In accordance with the 'Conduct of Business Regulations 2023' of the Hon'ble Commission, the Petitioner shall, within 7 days after filing the tariff petition, publish a notice about such filing in at least two daily leading digital newspapers one in English language and another in any of the Indian languages, having wide circulation in each of the States and Union Territories where the beneficiaries are situated, as per Form 14 appended to these regulations. Subsequently, the Petitioner shall submit the proof of publications as soft copies of the publications under an affidavit through the e-filing portal of the Hon'ble Commission within one week from the date of publication. Further, the

Petitioner shall also submit the detail of expenses incurred for publication of the notice along with the prayer for recovery of Publication Expenses as per Regulation-94 of CERC Tariff Regulations 2024.

- 32) It is submitted that the petitioner is filing this tariff petition subject to the outcome of its various appeals/ petitions pending before different courts. Besides, the petitions filed by NTPC for determination of capital base as on 31.03.2024 through true-up exercise are pending before the Hon'ble Commission and would take some time. The Petitioner, therefore, reserves its right to amend the tariff petition as per the outcome in such appeals/ petitions, if required.

Prayers

In the light of the above submissions, the Petitioner, therefore, prays that the Hon'ble Commission may be pleased to:

- i) Approve tariff of Sipat-I (3X660 MW) for the tariff period 01.04.2024 to 31.03.2029.
- ii) Allow the tariff of Combustion Modification system (CMS) for the tariff period 01.04.2024 to 31.03.2029.
- iii) Allow the station heat rate as per actual turbine cycle heat rate and boiler efficiency.
- iv) Allow the recovery of filing fees as & when paid to the Hon'ble Commission and publication expenses from the beneficiaries.
- v) Allow reimbursement of Ash utilization expenditure directly from the beneficiaries on monthly basis, subject to true up.
- vi) Allow the recovery of pay/wage revision as additional O&M over and above the normative O&M.
- vii) Pass any other order as it may deem fit in the circumstances mentioned above.

Petitioner

Noida

BEFORE THE CENTRAL ELECTRICITY REGULATORY COMMISSION
NEW DELHI

PETITION NO.....

IN THE MATTER OF



Petitioner:

: Petition Under Section 62 and 79 (1) (a) of the Electricity Act, 2003 read with Chapter-III of the Central Electricity Regulatory Commission (Conduct of Business) Regulations, 2023 and Chapter-3, Regulation-9 of Central Electricity Regulatory Commission (Terms and Conditions of Tariff) Regulations, 2024 for approval of tariff of **Sipat-I Super Thermal Power Station (3x660 MW)** for the period from 01.04.2024 to 31.03.2029.

: NTPC Ltd.
NTPC Bhawan
Core-7, Scope Complex
7, Institutional Area, Lodhi Road
New Delhi-110 003

Respondents:

1. Madhya Pradesh Power Management
Company Limited,
Shakti Bhawan, Vidyut Nagar,
Jabalpur 482 008

and others

AFFIDAVIT

I, Sameer Kumar Aggarwal, Son of Late Shri B K Aggarwal, aged about 51 years, working as Additional General Manager (Commercial) in the office of NTPC Limited, having its registered office at NTPC Bhawan, Scope Complex, Core-7, Lodhi Road, New Delhi-110003 do hereby solemnly affirm, and state as follows:

1. That the deponent is the Additional General Manager (Commercial) of the Petitioner NTPC Ltd, and is well conversant with the facts and the circumstances of the case and therefore competent to swear this affidavit.



Sk Aggarwal

2. That the accompanying Petition under Section 62 and 79 (1) (a) of the Electricity Act, 2003, has been filed by my authorized representative under my instruction and the contents of the same are true and correct to the best of my knowledge and belief.
3. That the contents of Para No. 1 to 32 as mentioned in the Petition are true and correct based on my personal knowledge, belief and records maintained in the office.
4. That the annexures annexed to the Petition are correct and true copies of the respective originals.
5. That the Deponent has not filed any other Petition or Appeal before any other forum or court of law with respect to the subject matter of the dispute.

Verification:

Verified at Noida on this 27th day of November 2024, that the contents of my above noted affidavit are true and correct to my knowledge and no part of it is false and nothing material has been concealed therefrom.



ATTESTED
YOGENDRA SINGH
NOTARY NOIDA
G B NAGAR (U.P.) INDIA

27 NOV 2024

Sk Aggarwal
(Deponent)
समीर अग्रवाल/SAMEER AGGARWAL
अपर महाप्रबंधक (वाणिज्यिक)
Addl. General Manager (Commercial)
एन टी पी सी लिमिटेड/NTPC LIMITED
EOC, A-8A, Sector-24, Noida-201 301 (U.P.)

Sk Aggarwal
(Deponent)
समीर अग्रवाल/SAMEER AGGARWAL
अपर महाप्रबंधक (वाणिज्यिक)
Addl. General Manager (Commercial)
एन टी पी सी लिमिटेड/NTPC LIMITED
EOC, A-8A, Sector-24, Noida-201 301 (U.P.)

TARIFF FILING FORMS (THERMAL)

FOR DETERMINATION OF TARIFF

FOR

Sipat Super Thermal Power Station Stage-I

(From 01.04.2024 to 31.03.2029)

PART-I

APPENDIX-I

Checklist of Main Tariff Forms and other information for tariff filing for Thermal Stations

Form No.	Title of Tariff Filing Forms (Thermal)	Tick
FORM- 1	Summary of Tariff	✓
FORM -1 (I)	Statement showing claimed capital cost	✓
FORM -1 (II)	Statement showing Return on Equity	✓
FORM-2	Plant Characteristics	✓
FORM-3	Normative parameters considered for tariff computations	✓
FORM-3A**	Statement showing O&M Expenses	✓
FORM-3B**	Statement of Special Allowance	NA
FORM- 4	Details of Foreign loans	✓
FORM- 4A	Details of Foreign Equity	NA
FORM-5	Abstract of Admitted Capital Cost for the existing Projects	✓
FORM-5A**	Abstract of Claimed Capital Cost for the existing Projects	✓
FORM- 6	Financial Package upto COD	NA
FORM- 7	Details of Project Specific Loans	✓
FORM- 8	Details of Allocation of corporate loans to various projects	✓
FORM-9A**	Summary of Statement of Additional Capitalisation claimed during the period	✓
FORM-9 ##	Statement of Additional Capitalisation after COD	✓
FORM- 10	Financing of Additional Capitalisation	✓
FORM- 11	Calculation of Depreciation on original project cost	NA
FORM- 12	Statement of Depreciation	✓
FORM- 13	Calculation of Weighted Average Rate of Interest on Actual Loans	✓
FORM- 14	Draw Down Schedule for Calculation of IDC & Financing Charges	NA
FORM- 15	Details of Fuel for Computation of Energy Charges	✓
FORM- 15A	Details of Secondary Fuel for Computation of Energy Charges	✓
FORM- 15B	Computation of Energy Charges	✓
FORM- 16	Details of Limestone for Computation of Energy Charge Rate	NA
FORM-17	Details of Capital Spares	***
FORM- 18	Non-Tariff Income	***
FORM-19	Details of Water Charges	***
FORM-20	Details of Statutory Charges	***

Provided yearwise for the period 2024-29

** Additional Forms

*** Shall be provided at the time of true up

PART-I

List of Supporting Forms / documents for tariff filing for Thermal Stations

Form No.	Title of Tariff Filing Forms (Thermal)	Tick
FORM-A	Abstract of Capital Cost Estimates	NA
FORM-B	Break-up of Capital Cost for Coal/Lignite based projects	NA
FORM-C	Break-up of Capital Cost for Gas/Liquid fuel based Projects	NA
FORM-D	Break-up of Construction/Supply/Service packages	NA
FORM-E	Details of variables , parameters , optional package etc. for New Project	NA
FORM-F	Details of cost over run	NA
FORM-G	Details of time over run	NA
FORM -H	Statement of Additional Capitalisation during end of the useful life	✓
FORM -I	Details of Assets De-capitalised during the period	***
FORM -J	Reconciliation of Capitalisation claimed vis-à-vis books of accounts	***
FORM -K	Statement showing details of items/assets/works claimed under Exclusions	***
FORM-L	Statement of Capital cost	✓
FORM-M	Statement of Capital Woks in Progress	✓
FORM-N	Calculation of Interest on Normative Loan	✓
FORM-O	Calculation of Interest on Working Capital	✓
FORM-P	Incidental Expenditure up to SCOD and up to Actual COD	NA
FORM-Q	Expenditure under different packages up to SCOD and up to Actual COD	NA
FORM-R	Actual cash expenditure	NA
FORM-S	Statement of Liability flow	✓
FORM-T	Summary of issues involved in the petition	✓

*** Shall be provided at the time of true up

<u>List of supporting documents for tariff filing for Thermal Stations</u>		
S. No.	Information / Document	Tick
1	Certificate of incorporation, Certificate for Commencement of Business, Memorandum of Association, & Articles of Association (For New Station setup by a company making tariff application for the first time to CERC)	NA
2	A. Station wise and Corporate audited Balance Sheet and Profit & Loss Accounts with all the Schedules & annexures on COD of the Station for the new station & for the relevant years. B. Station wise and Corporate audited Balance Sheet and Profit & Loss Accounts with all the Schedules & annexures for the existing station for relevant years.	*
3	Copies of relevant loan Agreements	NA
4	Copies of the approval of Competent Authority for the Capital Cost and Financial package.	NA
5	Copies of the Equity participation agreements and necessary approval for the foreign equity.	NA
6	Copies of the BPSA/PPA with the beneficiaries, if any	NA
7	Detailed note giving reasons of cost and time over run, if applicable. List of supporting documents to be submitted: a. Detailed Project Report b. CPM Analysis c. PERT Chart and Bar Chart d. Justification for cost and time Overrun	NA
8	Generating Company shall submit copy of Cost Audit Report along with cost accounting records, cost details, statements, schedules etc. for the Generating Unit wise /stage wise/Station wise/ and subsequently consolidated at Company level as submitted to the Govt. of India for first two years i.e. 2019-20 and 2020-21 at the time of mid-term true-up in 2021-22 and for balance period of tariff period 2019-24 at the time of final true-up in 2024-25. In case of initial tariff filing the latest available Cost Audit Report should be furnished.	*
9	Any other relevant information, (Please specify)	
10	Reconciliation with Balance sheet of any actual additional capitalization and amongst stages of a generating station	*
11	BBMB is maintaining the records as per the relevant applicable Acts. Formats specified herein may not be suitable to the available information with BBMB. BBMB may modify the formats suitably as per available information to them for submission of required information for tariff purpose.	NA
*	Information shall be provided at the time of true up	
Note	1: Electronic copy of the petition (in words format) and detailed calculation as per these formats (in excel format) and any other information submitted has to be uploaded in the e-filing website and shall also be furnished in pen drive/flash drive.	

Summary of Tariff

Name of the Petitioner:			NTPC Limited					
Name of the Generating Station:			Sipat Super Thermal Power Station Stage-I					
Place (Region/District/State):			Western Region/Bilaspur/ Chattisgarh					
Amount in Rs. Lakhs								
S. No.	Particulars	Unit	Existing 2023-24	2024-25	2025-26	2026-27	2027-28	2028-29
1	2	3	4	5	6	7	8	9
1.1	Depreciation	Rs Lakh	48,950.58	24,381.30	24,823.87	24,991.63	25,036.68	25,146.80
1.2	Interest on Loan	Rs Lakh	10,972.63	8,634.24	7,186.22	5,622.63	3,574.84	1,607.85
1.3	Return on Equity	Rs Lakh	54,175.78	54,733.93	55,003.81	55,102.74	55,130.91	55,192.90
1.4	Interest on Working Capital	Rs Lakh	12,680.79	11,298.56	11,512.68	11,727.43	11,932.41	12,165.00
1.5	O&M Expenses	Rs Lakh	97,458.98	90245.64	94828.63	99594.96	104527.24	109648.05
1.6	Special Allowance (If applicable)	Rs Lakh						
1.7	Compensation Allowance (If applicable – relevant for column 4 only)	Rs. Lakh						
	Total	Rs Lakh	224238.76	189293.68	193355.20	197039.40	200202.08	203760.59
2.1	Landed Fuel Cost (coal/gas/RLNG/ liquid)	Rs/Ton				1960.27		
	(%) of Fuel Quantity	(%)				100		
2.2	Landed Fuel Cost (coal from Integrated mine) as per FSA, if any, approved by beneficiaries or as per allocation of coal quantity	Rs/Ton						
	(%) of Fuel Quantity	(%)						
2.3	Landed Fuel Cost Imported Coal					NA		
	(%) of Fuel Quantity							
2.4	Landed Fuel Cost (coal/gas /RLNG/liquid) other than FSA	Rs/Ton				NA		
	(%) of Fuel Quantity	(%)						
2.5	Landed Fuel Cost Imported Coal other than FSA.					NA		
	(%) of Fuel Quantity							
3	Secondary Fuel							
	Secondary fuel oil cost	Rs/Unit				0.041		
	Energy Charge Rate ex-bus (Paise/kWh)	Rs/Unit				1.413		
(Petitioner)								

PART-I FORM- 1(I)						
Name of the Petitioner:		NTPC Limited				
Name of the Generating Station:		Sipat Super Thermal Power Station Stage-I				
Amount in Rs. Lakhs						
<u>Statement showing claimed capital cost – (A+B)</u>						
S. No.	Particulars	2024-25	2025-26	2026-27	2027-28	2028-29
1	2	3	4	5	6	7
1	Opening Capital Cost	9,68,368.23	9,76,063.10	9,80,160.24	9,80,160.24	9,81,160.24
2	Add: Addition during the year/period	7,694.87	4,097.14	-	1,000.00	1,200.00
3	Less: De-capitalisation during the year/period	-	-	-	-	-
4	Less: Reversal during the year / period	-	-	-	-	-
5	Add: Discharges during the year/ period	-	-	-	-	-
6	Closing Capital Cost	9,76,063.10	9,80,160.24	9,80,160.24	9,81,160.24	9,82,360.24
7	Average Capital Cost	9,72,215.67	9,78,111.67	9,80,160.24	9,80,660.24	9,81,760.24
<u>Statement showing claimed capital cost eligible for RoE at normal rate (A)</u>						
S. No.	Particulars	2024-25	2025-26	2026-27	2027-28	2028-29
1	2	3	4	5	6	7
1	Opening Capital Cost	968312.17	968476.67	969864.83	969864.83	970864.83
2	Add: Addition during the year / period	164.50	1388.16	0.00	1000.00	1200.00
3	Less: De-capitalisation during the year / period	0.00	0.00	0.00	0.00	0.00
4	Less: Reversal during the year / period	0.00	0.00	0.00	0.00	0.00
5	Add: Discharges during the year / period	0.00	0.00	0.00	0.00	0.00
6	Closing Capital Cost	968476.67	969864.83	969864.83	970864.83	972064.83
7	Average Capital Cost	968394.42	969170.75	969864.83	970364.83	971464.83
<u>Statement showing claimed capital cost eligible for RoE at one year MCLR + 350 bps subject to ceiling of 14.00% (B)</u>						
S. No.	Particulars	2024-25	2025-26	2026-27	2027-28	2028-29
1	2	3	4	5	6	7
1	Opening Capital Cost	56.06	7586.43	10295.41	10295.41	10295.41
2	Add: Addition during the year / period	7530.37	2708.98	0.00	0.00	0.00
3	Less: De-capitalisation during the year / period	0.00	0.00	0.00	0.00	0.00
4	Less: Reversal during the year / period	0.00	0.00	0.00	0.00	0.00
5	Add: Discharges during the year / period	0.00	0.00	0.00	0.00	0.00
6	Closing Capital Cost	7586.43	10295.41	10295.41	10295.41	10295.41
7	Average Capital Cost	3821.25	8940.92	10295.41	10295.41	10295.41
(Petitioner)						

Name of the Petitioner:

NTPC Limited

Name of the Generating Station:

Sipat Super Thermal Power Station Stage-I

Statement showing Return on Equity at Normal Rate

Amount in Rs. Lakhs

S. No.	Particulars	2024-25	2025-26	2026-27	2027-28	2028-29
1	2	3	4	5	6	7
	Return on Equity					
1	Gross Opening Equity (Normal)	2,90,493.65	2,90,543.00	2,90,959.45	2,90,959.45	291259.4492
2	Less: Adjustment in Opening Equity	-				
3	Adjustment during the year		0.00	0.00	0.00	0.00
4	Net Opening Equity (Normal)	2,90,493.65	2,90,543.00	2,90,959.45	2,90,959.45	2,91,259.45
5	Add: Increase in equity due to addition during the year / period	49.35	416.45	0.00	300.00	360.00
7	Less: Decrease due to De-capitalisation during the year / period	0.00	0.00	0.00	0.00	0.00
8	Less: Decrease due to reversal during the year / period	0.00	0.00	0.00	0.00	0.00
9	Add: Increase due to discharges during the year / period	0.00	0.00	0.00	0.00	0.00
10	Net closing Equity (Normal)	2,90,543.00	2,90,959.45	2,90,959.45	2,91,259.45	2,91,619.45
11	Average Equity (Normal)	2,90,518.33	2,90,751.23	2,90,959.45	2,91,109.45	2,91,439.45
12	Rate of ROE (%)	18.782	18.782	18.782	18.782	18.782
13	Total ROE	54,565.15	54,608.90	54,648.00	54,676.18	54,738.16

(Petitioner)

**PART-I
FORM- 1(IIB)**

Name of the Petitioner: NTPC Limited

Name of the Generating Station: Sipat Super Thermal Power Station Stage-I

Statement showing Return on Equity linked to SBI MCLR + 350 basis points

Amount in Rs. Lakhs

S. No.	Particulars	2024-25	2025-26	2026-27	2027-28	2028-29
1	2	3	4	5	6	7
	Return on Equity (beyond the original scope of work including additional capitalization due to Change in Law, ECS, Force Majeure)					
1	Gross Opening Equity (Normal)	16.82	2275.93	3088.62	3088.62	3088.62
2	Less: Adjustment in Opening Equity	0.00	0.00	0.00	0.00	0.00
3	Adjustment during the year	0.00	0.00	0.00	0.00	0.00
4	Net Opening Equity (Normal)	16.82	2275.93	3088.62	3088.62	3088.62
5	Add: Increase in equity due to addition during the year / period	2259.11	812.69	0.00	0.00	0.00
7	Less: Decrease due to De-capitalisation during the year / period	0.00	0.00	0.00	0.00	0.00
8	Less: Decrease due to reversal during the year / period	0.00	0.00	0.00	0.00	0.00
9	Add: Increase due to discharges during the year / period	0.00	0.00	0.00	0.00	0.00
10	Net closing Equity (Normal)	2275.93	3088.62	3088.62	3088.62	3088.62
11	Average Equity (Normal)	1146.37	2682.28	3088.62	3088.62	3088.62
12	Rate of ROE (%) @ SBI MCLR+350 basis	12.15	12.15	12.15	12.15	12.15
13	Grossed up Rate of ROE (%)	14.723	14.723	14.723	14.723	14.723
14	Total ROE	168.78	394.91	454.74	454.74	454.74

(Petitioner)

Plant Characteristics

Name of the Petitioner	NTPC Ltd.		
Name of the Generating Station	Sipat STPS Stage-I		
Unit(s)/Block(s)/Parameters	Unit-I	Unit-II	Unit-III
Installed Capacity (MW)	660	660	660
Schedule COD as per Investment Approval			
Actual COD /Date of Taken Over (as applicable)	01-10-2011	25-05-2012	01-08-2012
Pit Head or Non Pit Head or integrated Mine	Pit Head	Pit Head	Pit Head
Name of the Boiler Manufacture	M/s Doosan	M/s Doosan	M/s Doosan
Name of Turbine Generator Manufacture	Power Machine	Power Machine	Power Machine
Main Steams Pressure at Turbine inlet (kg/Cm²) abs¹.	247	247	247
Main Steam Temperature at Turbine inlet (°C)¹	537	537	537
Reheat Steam Pressure at Turbine inlet (kg/Cm²)¹	43.1	43.1	43.1
Reheat Steam Temperature at Turbine inlet (°C)¹	565	565	565
Main Steam flow at Turbine inlet under MCR condition (tons /hr)²	2023	2023	2023
Main Steam flow at Turbine inlet under VWO condition (tons /hr)²	2092.8	2092.8	2092.8
Unit Gross electrical output under MCR /Rated condition (MW)²	660	660	660
Unit Gross electrical output under VWO condition (MW)²	682.8	682.8	682.8
Guaranteed Design Gross Turbine Cycle Heat Rate (kCal/kWh)³	1904	1904	1904
Conditions on which design turbine cycle heat rate guaranteed			
% MCR	100	100	100
% Makeup Water Consumption	0	0	0
Design Capacity of Make up Water System	3	3	3
Design Capacity of Inlet Cooling System			
Design Cooling Water Temperature (°C)	33	33	33
Back Pressure	77mmHg(abs)	77mmHg(abs)	77mmHg(abs)
Steam flow at super heater outlet under BMCR condition (tons/hr)	2225	2225	2225
Steam Pressure at super heater outlet under	253.45	253.45	253.45
BMCR condition (kg/Cm ²)	255	255	255
Steam Temperature at super heater outlet under	540	540	540
BMCR condition (°C)	540	540	540
Steam Temperature at Reheater outlet at BMCR condition (°C)	568	568	568
Design / Guaranteed Boiler Efficiency (%) ⁴	86.27	86.27	86.27
Design Fuel with and without Blending of domestic/imported coal	Coal of 3300 Kcal/Kg GCV	Coal of 3300 Kcal/Kg GCV	Coal of 3300 Kcal/Kg GCV

Plant Characteristics

Name of the Petitioner	NTPC Ltd.		
Name of the Generating Station	Sipat STPS Stage-I		
Unit(s)/Block(s)/Parameters	Unit-I	Unit-II	Unit-III
Type of Cooling Tower	Induced Draft	Induced Draft	Induced Draft
Type of cooling system⁵	Closed Circuit	Closed Circuit	Closed Circuit
Type of Boiler Feed Pump⁶	St Turbine Driven	St Turbine Driven	St Turbine Driven
Fuel Details⁷			
-Primary Fuel	Coal	Coal	Coal
-Secondary Fuel	LDO	LDO	LDO
-Alternate Fuels	NA	NA	NA
Types of SOX control system	FGD under implementation, CMS (De-NOX) implemented		
Types of NOX control system			
Details of SPM control system			
Special Features/Site Specific Features⁸	Tangential fired boilers		
Special Technological Features⁹	Super Critical	Super Critical	Super Critical
Environmental Regulation related features¹⁰	ESP	ESP	ESP
Any other special features	FGD, De-Nox	FGD, De-Nox	FGD, De-Nox

1: At Turbine MCR condition.

2: with 0% (Nil) make up and design Cooling water temperature

3: at TMCR output based on gross generation, 0% (Nil) makeup and design Cooling water temperature.

4: With Performance coal based on Higher Heating Value (HHV) of fuel and at BMCR) out put

5: Closed circuit cooling, once through cooling, sea cooling, natural draft cooling, induced draft cooling etc.

6: Motor driven, Steam turbine driven etc.

7: Coal or natural gas or Naptha or lignite etc.

8: Any site specific feature such as Merry-Go-Round, Vicinity to sea, Intake /makeup water systems etc. scrubbers etc. Specify all such

9: Any Special Technological feature like Advanced class FA technology in Gas Turbines, etc.

10: Environmental Regulation related features like FGD, ESP and etc.

Petitioner

Normative parameters considered for tariff computations

Name of the Petitioner:		NTPC Limited					
Name of the Generating Station:		Sipat Super Thermal Power Station Stage-I					
(Year Ending March)							
Particulars	Unit	Existing 2023-24	2024-25	2025-26	2026-27	2027-28	2028-29
1	2	3	4	5	6	7	8
Base Rate of Return on Equity \$\$	%	15.50	15.50	15.50	15.50	15.50	15.50
Rate of Return on Equity on Add. Cap beyond the original scope of works incl add cap due to change in law, force majeure	%	-	12.15	12.15	12.15	12.15	12.15
Effective Tax Rate	%	17.4720	17.4720	17.4720	17.4720	17.4720	17.4720
Target Availability	%	85.00	85.00	85.00	85.00	85.00	85.00
Peak Hours	%	85.00	85.00	85.00	85.00	85.00	85.00
Off Peak Hours	%	85.00	85.00	85.00	85.00	85.00	85.00
β- Average Monthly Frequency Response Performance ##	0-1						
Auxiliary Energy Consumption	%	6.25	5.75	5.75	5.75	5.75	5.75
Gross Station Heat Rate	kCal/kWh	2312.51	2306.34	2306.34	2306.34	2306.34	2306.34
Specific Fuel Oil Consumption	ml/kWh	0.50	0.50	0.50	0.50	0.50	0.50
Cost of Coal/Lignite for WC1	in Days	40	40	40	40	40	40
Cost of Main Secondary Fuel Oil for WC1	in Months	2	2	2	2	2	2
Fuel Cost for WC2	in Months						
Liquid Fuel Stock for WC2	in Months						
O&M Expenses	Rs lakh/MW	23.26	25.78	27.13	28.56	30.06	31.64
Maintenance Spares for WC	% of O&M	20.00	20.00	20.00	20.00	20.00	20.00
Receivables for WC	in Days	45	45	45	45	45	45
Storage capacity of Primary fuel *	MT	1000000	1000000	1000000	1000000	1000000	1000000
SBI 1 Year MCLR plus 325 basis point	%	12.00	11.90	11.90	11.90	11.90	11.90
Blending ratio of domestic coal/imported coal							
Norms for consumption of reagent							FGD under implementation
Specific Limestone consumption for Wet Limestone FGD							FGD under implementation
Specific Limestone consumption for Lime Spray Dryer or Semi-dry FGD							FGD under implementation
Specific consumption of sodium bicarbonate							
Specific Limestone consumption for CFBC based generating station							
specific urea consumption of the SNCR							NA
Specific ammonia consumption of the SCR							NA
Transit and Handling Losses of coal or lignite, as applicable							
** Rate of Return on Add - cap beyond original scope linked to SBI MCLR + 350 basis point \$\$ Additional RoE due to better ramp rate would be claimed at the time of true-up or as per guidelines to be issued * This capacity is the aggregate storage capacity for Sipat station including stage I & II. ## To be submitted at the time of trueing up based on RPC certification							
							Petitioner

Part-I
FORM-3A
ADDITIONAL FORM

Calculation of O&M Expenses

Name of the Company :	NTPC Limited
Name of the Power Station :	Sipat Super Thermal Power Station Stage-I

Amount in Rs. Lakhs

S.No.	Particulars	2024-25	2025-26	2026-27	2027-28	2028-29
1	2	3	4	5	6	7
1	O&M expenses under Reg.36(1)(1)					
1a	Normative	51044.40	53717.40	56548.80	59518.80	62647.20
2	O&M expenses under Reg.36(1)(6)					
2a	Water Charges ##	6812.56	6812.56	6812.56	6812.56	6812.56
2b	Security expenses **	2489.35	2738.27	3012.12	3313.32	3644.66
2c	Capital Spares***					
3	O&M expenses-Ash Transportation**	29899.33	31560.40	33221.48	34882.55	36543.62
	Total O&M Expenses	90245.64	94828.63	99594.96	104527.24	109648.05

Water charges claimed on projection basis @ 90% of allocation of 93 MCM @ rate Rs 12.25/cum as per agreement subject to true up

** Based on projection basis @ 10% escalation from 2023-24 Subject to true up

*** Details of capital spares shall be provided at the truing up

Petitioner

Abstract of Admitted Capital Cost for the existing Projects

Name of the Company :	NTPC Limited
Name of the Power Station :	Sipat Super Thermal Power Station Stage-I

		Amount in Rs. Lakh
Last date of order of Commission for the project	Date (DD-MM-YYYY)	06.06.2022
Reference of petition no. in which the above order was passed	Petition no.	425/GT/2020
Following details (whether admitted and /or considered) as on the last date of the period for which tariff is approved, in the above order by the Commission:		
Capital cost (as on 31.03.2024)	(Rs. in lakh)	932631.22
Amount of un-discharged liabilities included in above (& forming part of admitted capital cost)		
Amount of un-discharged liabilities corresponding to above admitted capital cost (but not forming part of admitted capital cost being allowed on cash basis)		
Gross Normative Debt		
Cumulative Repayment		
Net Normative Debt		
Normative Equity		
Cumulative Depreciation		
Freehold land		

(Petitioner)

Abstract of Admitted Capital Cost for the existing Projects

Name of the Company :	NTPC Limited	
Name of the Power Station :	Sipat Super Thermal Power Station Stage-I	
Reference of Final True up petition	Affidavit dated	23.11.2024
Capital Cost allowed in the Main 2019-24 Tariff Petition no. 425/GT/2020 vide order dt 06.06.2022	(Rs. in lakh)	932631.22
Adjustment as per Para (7) of this petition		35740
Following details as considered by the Petitioner as on the last date of the period for which final true-up tariff is claimed:		
Capital cost as on 01.04.2024	(Rs. in lakh)	968371.22
Amount of un-discharged liabilities included in above (& forming part of admitted capital cost)		
Amount of un-discharged liabilities corresponding to above admitted capital cost (but not forming part of admitted capital cost being allowed on cash basis)		
Gross Normative Debt		6,77,857.76
Cumulative Repayment		5,79,621.51
Net Normative Debt		98236.26
Normative Equity		2,90,513.46
Cumulative Depreciation		5,55,240.21
Freehold land		3,586.43
(Petitioner)		

Year wise Statement of Additional Capitalisation after COD

Name of the Petitioner	NTPC Limited
Name of the Generating Station	Sipat Super Thermal Power Station Stage-I
COD	01-08-2012
For Financial Year	2024-29 (Summary)

Sl. No.	Head of Work /Equipment	ACE Claimed (Actual / Projected)					Regulations under which claimed	Justification	Amount in Rs Lakh
		2024-25	2025-26	2026-27	2027-28	2028-29			Admitted Cost by the Commission, if any
		3	4	5	6	7			
1	2	3	4	5	6	7	8	9	
A. For assets eligible for normal RoE									
1	Ash dyke raising/related works	164.50	1388.16	-	1,000.00	1,200.00	Please refer respective year Form 9		
Total (A)		164.50	1,388.16	-	1,000.00	1,200.00			
B. For assets eligible for RoE at One year MCLR+350 bps subject to ceiling of 14.00%									
1	CLO2 dosing system	1262.60					Please refer respective year Form 9		
2	11 KV overhead lines in ash dyke area	138.77	323.79						
3	Installation of CCTV Camera in ash dyke area	82.60							
4	Reservoir repair works	2374.28							
5	Installation of FDPS for for WT & conveying plant	222.00							
6	DFDS Package for WT & conveying system	200.00							
7	Wagon tippler rail infrastucture	1691.92	1,408.08						
8	Dry Fly ash extraction system and related works	1558.20	977.11						
Total (B)		7530.37	2708.98	0.00	0.00	0.00			
Total Add. Cap. Claimed (A+B)		7,694.87	4,097.14	-	1,000.00	1,200.00			

(Petitioner)

Year wise Statement of Additional Capitalisation after COD

Name of the Petitioner		NTPC Limited						
Name of the Generating Station		Sipat Super Thermal Power Station Stage-I						
COD		01-08-2012						
For Financial Year		2024-25						
								Amount in Rs Lakh
Sl. No.	Head of Work /Equipment	Accrual basis as per IGAAP	ACE Claimed (Projected)			Regulations under which claimed	Justification	Admitted Cost by the Commission, if any
			Un-discharged Liability included in col. 3	Cash basis	IDC included in col. 3			
1	2	3	4	5=(3-4)	6	7	8	9
A. For assets eligible for normal RoE								
1	Ash dyke raising related works	164.50	-	164.50	0	25(1)(C)	<p>These ash related works pertains to original scope of works carried out in phased manner over the useful life of plant for maintaining continuous evacuation and disposal of ash for sustained plant operation. It is pertinent to mention that ash transportation from ash dyke is being continuously done for NHAI road works and also fly ash from dry fly ash silo is being utilised. NTPC is making all efforts for full utilisation of ash, however, keeping in mind continuous and uninterrupted plant operation, and rate of ash generation being very high and the utilisation not being same, therefore ash dyke raising and related works is required and taking place in deferred manner. It is further submitted that Sipat plant operates at very high PLF due to low ECR and consequent high scheduling by the beneficiaries, rate of ash generation is also very high. Bottom ash (approx 20%) has to be evacuated in slurry form to ash pond which necessitates ash dyke raising and associated works. The petitioner is making all efforts for ash utilisation but ash related work is necessary to support the continuous high generation in absence of which plant generation may be affected.</p> <p>Further, as a responsible corporate entity being in the generation business, the petitioner can not afford not to have ash dyke always in ready condition, which acts as insurance for the prtitioner against any eventualities like during the period of COVID 19, everything was standstill for around 1-2 years during which there was no offtake/utilisation of ash but generation was on contionous basis 24x7. Further, Sipat station is located at such a location where there are limited avenues of ash utilisation scope like cement industries etc. and also it is to be noted that ash utilisation can not be maintained at a consistent and sustained level by utilising the same at NHAI roads/ highways/ infrastucture works once such works get completed. The raising of ash dykes and ash related works expenses as allowed by the Hon'ble commission.</p>	
Total (A)		164.50	-	164.50	-			

Year wise Statement of Additional Capitalisation after COD

Name of the Petitioner		NTPC Limited						
Name of the Generating Station		Sipat Super Thermal Power Station Stage-I						
COD		01-08-2012						
For Financial Year		2024-25						
								Amount in Rs Lakh
Sl. No.	Head of Work /Equipment	Accrual basis as per IGAAP	ACE Claimed (Projected)			Regulations under which claimed	Justification	Admitted Cost by the Commission, if any
			Un-discharged Liability included in col. 3	Cash basis	IDC included in col. 3			
1	2	3	4	5= (3-4)	6	7	8	9
B. For assets eligible for RoE at One year MCLR+350 bps subject to ceiling of 14.00%								
1	CLO2 dosing system	1,262.60	-	1,262.60	0	26(1)(b), 26(1)(d)	<p>Chlorine gas is being dozed directly at various stages of water treatment to maintain water quality and to inhibit organic growth in the water retaining structures. Chlorine gas is very hazardous and may prove fatal in case of leakage; handling and storage of same involves risk to the life of public at large. Installation of CLO2 system by replacing chlorine gas injecting system is being undertaken at all NTPC stations to enhance safety of personnel engaged in power plant operation. Work taken-up in accordance to the various provisions and objectives of the "National Disaster Management Guidelines – Chemical Disasters" which provides that industrial systems shall be continuously improved and upgraded for the prevention and management of chemical accidents. It is also pertinent that the action for insulation of CLO2 system is also in compliance with the duties necessitated for an employer (NTPC) under the clause 6(1)(a) and 6(1)(d) of "The Occupational Safety, Health and Working Conditions Code, 2020" notified by Ministry of Law & Justice, GoI vide Gazette Notification dated 29.09.2020 relevant extracts of which are reproduced below:</p> <p>"DUTIES OF EMPLOYER AND EMPLOYEES, ETC.</p> <p>6.(1) Every employer shall:</p> <p>(a) Ensure that workplace is free from hazards which cause or are likely to cause injury or occupational disease to the employees;</p> <p>(b) Provide and maintains, as far as is reasonably practicable, a working environment that is safe and without risk to the health of the employees "</p> <p>Some of the major benefits of installation of CLO2 system are as under:</p> <p>(a) Avoid possible accidents due to leakage of chlorine while handling</p> <p>(b) Improves safety of personnel and plant & equipment</p> <p>(c) Increases the shelf life of water retaining structures/ equipment such as clarifiers, storage tanks, cooling towers, condenser tubes & piping etc thereby reduces the replacement cost.</p> <p>(d) Helps in complying with statutory direction of some states that have already made it mandatory.</p> <p>In view of the above, it is humbly requested that Hon'ble Commission may be pleased to allow the same as a change in law event or compliance of any existing law under Regulation 26(1) (b) and also under Regulation 26 (1)(d) which permits consideration for need for higher security and safety of the plant as advised or directed by statutory authorities responsible for national or internal security.</p>	
2	11 KV overhead lines in ash dyke area	138.77	-	138.77		26(1)(d)	<p>11 KV electric overhead line is being erected in and around ash dyke area for better lighting and illumination. It is submitted that since 100 % ash utilisation is mandatory as per MOEFCC notification dated 31.12.2021 and also as per Chhattisgarh Environment Conservation Board (CSEB) renewal of consent to operate (CTO) dated 26.10.2023 (attached as Annexure) also mandates 100% ash utilisation by the instant station, ash evacuation is taking place progressively and continuously from ash dyke during day and night. During night time also, there is continuous movement of trucks carrying ash for transportation purposes for various NHAI road and construction works. It becomes difficult to monitor the activities of ash utilisation from ash dyke area during night in the absence of better illumination and lighting and it is a major safety concern for the people working in the area. Incidents like theft of ash disposal pipelines and accidents have taken place in the past in and around ash dyke. Night time patrolling and surveillance of dyke area is difficult during night time. Therefore, this expense pertains to erect and install 11 Kv electric overhead lines from the main plant upto ash dyke and proper lighting in the form of high wattage light mast/ bulbs is to be installed around the periphery of ash dyke for better safety and security. This electric line shall also be used to power CCTV camera and other surveillance equipment as brought out in detail at Sl no 3. The Hon'ble commission is requested to allow the same.</p>	
3	Installation of CCTV Camera in ash dyke area	82.60	-	82.60		26(1)(d)	<p>As brought out above at Sl no 2, CCTV camera is proposed to be installed for remote monitoring of ash evacuation activities from ash dyke area. Ash dyke will be monitored remotely from the control room with the help of surveillance camera. This will ensure better safety and security of the people working in the area. The Hon'ble commission is requested to allow the same under 26 (1)(d).</p>	

Year wise Statement of Additional Capitalisation after COD

Name of the Petitioner		NTPC Limited						
Name of the Generating Station		Sipat Super Thermal Power Station Stage-I						
COD		01-08-2012						
For Financial Year		2024-25						
								Amount in Rs Lakh
Sl. No.	Head of Work /Equipment	Accrual basis as per IGAAP	ACE Claimed (Projected)			Regulations under which claimed	Justification	Admitted Cost by the Commission, if any
			Un-discharged Liability included in col. 3	Cash basis	IDC included in col. 3			
1	2	3	4	5= (3-4)	6	7	8	9
4	Raw water Reservoir lining works	2,374.28		2,374.28		26(1)(i)	It is humbly submitted that there is continuous seepage of water from the existing reservoir 1B which is leading to increase in drawal of fresh raw water from Hasdeo canal. At one hand it is affecting the plant operation and on the other hand it is leading to increase in water charges which is paid to State Govt. A study was conducted by IIT Delhi to find the root cause of water seepage from the reservoir. Study report is attached as Annexure- A1 and according to report liner work has been recommended. It is submitted that a loss of 13% has been estimated due to seepage problem which is resulting in increase in water cost and revenue loss. Repair works have taken place many a times but this problem is still persisting. Therefore, as per the recommendation of the study and internal assessment, it has been decided for HPDE (High density polyethelene) lining works of reservoir to permanently address the seepage problem. Therefore, it is humbly requested that the Hon'ble commission may kindly allow the reservoir lining works for continued plant operation. This will ultimately benefit the end consumers/ beneficiaries in the form reduction in raw water usage and consequent lowering of tariff and efficient operation of plant.	
5	Installation of FDPS for WT & conveying plant	222.00	-	222.00	0	26(1)(h)	It is humbly submitted that the Hon'ble CERC in its order dated 29.03.2017 in petition no 337/GT/2014 had disallowed the claim of wagon tippler in Sipat Stage-I. Subsequently the petitioner filed an appeal (appeal no 311/2017) in Hon'ble APTEL against the disallowance of wagon tippler. The Hon'ble APTEL vide its judgement dated 01.12.2022 in appeal no 311/2017 has allowed the claim pertaining to installation of wagon tippler and its associated works. It is submitted that wagon tippler has been commissioned and put to use in Sipat-I in 2019-24 period. The present claim pertains to balance work related to wagon tippler and its associated system.	
6	Installation of DFDS for WT & conveying plant	200.00	-	200.00	0	26(1)(h)	1. Fire detection and protection system (FDPS) is required for prevention of fire in wagon tippler and its conveying plant. 2. Dry fog dust suppression system is meant to arrest the coal dust and fumes during conveying of coal from wagon tippler and thereby helping in efficient operation of wagon tippler by the operator. 3. Since wagon tippler helps in faster unloading of coal, therefore required rail infrastructure is required to connect wagon tippler with existing rail networks at the station. Existing Rail networks shall be modified and brought upto wagon tippler, so that coal rakes can be diverted suitably for wagon tippler for unloading. It is submitted that the existing rail lines were meant for unloading at track hoppers and wagon tippler has been installed at a separate location, therefore line modification and erection is required for full benefit of wagon tippler.	
7	Wagon tippler (WT) rail infrastructure	1,691.92		1,691.92	0	26(1)(h)	In light of above submission, the Hon'ble CERC is requested to allow the claim pertaining to FDPS, DFDS and wagon tippler rail infrastructure.	
8	Dry Fly ash extraction system and related works (Construction and Modification of yard line for disposal of ash trough rail network)	1,558.20		1,558.20	0	26(1)(b)	In order to increase ash utilisation from the station and achieve 100 % ash utilisation, dry fly ash silo and its ash extraction system (DFAES) has been installed at Sipat-I. The instant expense pertains to modification of yard line for disposal of dry ash through railway network. Under the proposed work, rail lines shall be modified so that ash rakes can come directly under the ash silo and get filled and the filled ash rakes can be taken via rail networks to various places for utilisation of ash. It is humbly submitted that fund generated from sale of ash from Sipat is very insignificant and insufficient to meet the expense related for creation of infrastructure for full utilisation of ash as per Govt notification. Since Sipat station runs at a very high PLF due to low ECR and consequent full scheduling by the beneficiaries which leads to high generation of ash. Due to lack of industries utilising ash in the vicinity of Sipat station, ash has to be transported to other places for achieving the ash utilisation target. It is also submitted that the Chhattisgarh Environment Conservation Board (CSEB) in its Consent to Operate (CTO) dated 20.05.2024 (letter attached as Annexure-A2) has asked the petitioner to achieve 100 % utilisation of fly ash, bottom ash, legacy ash, as per provisions of MOEFCC notification. The Hon'ble Commission in its order dated 06.06.2022 in petition no 425/GT/2020 has allowed the works related to dry fly ash extraction system. The Hon'ble commission may please allow the same.	
Total (B)		7,530.37	-	7,530.37	-			
Total Add. Cap. Claimed (A+B)		7,694.87	-	7,694.87	-			

(Petitioner)

Year wise Statement of Additional Capitalisation after COD

Name of the Petitioner	NTPC Limited
Name of the Generating Station	Sipat Super Thermal Power Station Stage-I
COD	01-08-2012
For Financial Year	2025-26

Amount in Rs Lakh

Sl. No.	Head of Work /Equipment	Accrual basis as per IGAAP	ACE Claimed (Projected)			Regulations under which claimed	Justification	Admitted Cost by the Commission, if any
			Un-discharged Liability included in col. 3	Cash basis	IDC included in col. 3			
1	2	3	4	5= (3-4)	6	7	8	9
A. For assets eligible for normal RoE								
1	Ash dyke raising and related works	1,388.16	-	1,388.16		25(1)(c)	As per justification given in Form-9_2024-25	
Total (A)		1,388.16	-	1,388.16	-			
B. For assets eligible for RoE at One year MCLR+350 bps subject to ceiling of 14.00%								
1	11 KV overhead lines in ash dyke area	323.79	-	323.79	-	26(1)(d)	As per form-9_2024-25	
2	Wagon tippler rail infrastructure	1,408.08	-	1,408.08	-	26(1)(h)	As per form-9_2024-25	
3	Dry Fly ash extraction system and related works	977.11	-	977.11	-	26(1)(b)	As per form-9_2024-25	
Total (B)		2,708.98	-	2,708.98	-			
Total Add. Cap. Claimed (A+B)		4,097.14	-	4,097.14	-			

(Petitioner)

Year wise Statement of Additional Capitalisation after COD

Name of the Petitioner	NTPC Limited
Name of the Generating Station	Sipat Super Thermal Power Station Stage-I
COD	01-08-2012
For Financial Year	2026-27

Amount in Rs Lakh

Sl. No.	Head of Work /Equipment	ACE Claimed (Projected)				Regulations under which claimed	Justification	Admitted Cost by the Commission, if any
		Accrual basis as per IGAAP	Un-discharged Liability included in col. 3	Cash basis	IDC included in col. 3			
1	2	3	4	5=(3-4)	6	7	8	9
A. For assets eligible for normal RoE								
1								
	Total (A)	-	-	-	-			
B. For assets eligible for RoE at One year MCLR+350 bps subject to ceiling of 14.00%								
1								
	Total (B)	-	-	-	-			
Total Add. Cap. Claimed (A+B)		-	-	-	-			

(Petitioner)

Year wise Statement of Additional Capitalisation after COD

Name of the Petitioner	NTPC Limited
Name of the Generating Station	Sipat Super Thermal Power Station Stage-I
COD	01-08-2012
For Financial Year	2027-28

Amount in Rs Lakh								
Sl. No.	Head of Work /Equipment	ACE Claimed (Actual / Projected)				Regulations under which claimed	Justification	Admitted Cost by the Commission, if any
		Accrual basis as per IGAAP	Un-discharged Liability included in col. 3	Cash basis	IDC included in col. 3			
1	2	3	4	5= (3-4)	6	7	8	9
A. For assets eligible for normal RoE								
1	Ash dyke raising and related works	1,000.00	-	1,000.00		25(1)(c)	As per justification given in Form-9_2024-25	
Total (A)		1,000.00	-	1,000.00	-			
B. For assets eligible for RoE at One year MCLR+350 bps subject to ceiling of 14.00%								
1								
Total (B)		-	-	-				
Total Add. Cap. Claimed (A+B)		1,000.00	-	1,000.00				

(Petitioner)

Year wise Statement of Additional Capitalisation after COD

Name of the Petitioner	NTPC Limited
Name of the Generating Station	Sipat Super Thermal Power Station Stage-I
COD	01-08-2012
For Financial Year	2028-29

Amount in Rs Lakh

Sl. No.	Head of Work /Equipment	Accrual basis as per IGAAP	ACE Claimed (Actual / Projected)			Regulations under which claimed	Justification	Admitted Cost by the Commission, if any
			Un-discharged Liability included in col. 3	Cash basis	IDC included in col. 3			
1	2	3	4	5= (3-4)	6	7	8	9
A. For assets eligible for normal RoE								
1	Ash dyke raising and related works	1200	0	1200	0	25(1)(c)	As per justification given in Form-9_2024-25	
	Total (A)	1,200.00	-	1,200.00	-			
B. For assets eligible for RoE at One year MCLR+350 bps subject to ceiling of 14.00%								
1								
	Total (B)	-	-	-	-			
Total Add. Cap. Claimed (A+B)		1,200.00	-	1,200.00	-			

(Petitioner)

Name of the Petitioner	NTPC Limited
Name of the Generating Station	Sipat Super Thermal Power Station Stage-I
Date of Commercial Operation	01-08-2012

Amount in Rs Lakh										
Financial Year (Starting from COD)1	Actual					Admitted				
	2024-25	2025-26	2026-27	2027-28	2028-29	2024-25	2025-26	2026-27	2027-28	2028-29
1		3	4	5	6	7	8	9	10	11

Amount capitalised in Work/ Equipment

Financing Details	Add cap is proposed to be financed in Debt:Equity ratio of 70:30
Loan-1	
Loan-2	
Loan-3 and so on	
Total Loan2	
Equity	
Internal Resources	
Others (Pl. specify)	
Total	

(Petitioner)

Calculation of Depreciation

Name of the Company : NTPC Limited
Name of the Power Station : Sipat STPS Stage-I

(Amount in Rs Lakh)

Sl.No.	Name of the Assets1	Depreciation Rates as per CERC's Depreciation Rate Schedule	Gross Block as on 01.04.2024	Depreciation Amount
1	2	6	21	22
1	Land- Free Hold	0.00%	3590.33	0.00
2	Land- Lease Hold	3.34%	1289.08	43.06
3	Land- Right Of Use	3.34%	21.26	0.71
4	Plant & Machinery	5.28%	760342.10	40146.06
5	Cooling Toters & CW System.	5.28%	38195.95	2016.75
6	Air conditioning.	5.28%	1740.61	91.90
7	Chimney	5.28%	8430.30	445.12
8	Main Plant Building	3.34%	75465.92	2520.56
9	Service Building	3.34%	19346.18	646.16
10	S-Yard/Electrical Instalaltions	5.28%	27970.32	1476.83
11	Raw Water Reservoir	5.28%	10292.77	543.46
12	MGR	5.28%	15414.57	813.89
13	Residential /other Blg	3.34%	15080.46	503.69
14	Road/Bridge	3.34%	4601.44	153.69
15	Water Supply, Drainage & sewerage	5.28%	3000.11	158.41
16	Locomotive	9.50%	4744.63	450.74
17	Wagons	5.28%	5794.96	305.97
18	Spares	5.28%	46709.17	2466.24
19	Furniture & Fixtures,OFFICE EQUIP.	6.33%	6716.93	425.18
20	Communication Equip.	6.33%	236.98	15.00
21	EDP,WP&SATCOM.	15.00%	1982.43	297.36
22	Electrical Installations	5.28%	99.85	5.27
23	VEHICLES	9.50%	190.66	18.11
24	Construction equip.	5.28%	874.56	46.18
25	Temporary Constructions.	100.00%	0.00	0.00
26	Laboratory & Workshop Equipment	5.28%	771.29	40.72
27	Railway Sidings	5.28%	-192.76	-10.18
28	Hospital Equipment	5.28%	55.01	2.90
29	Software	15.00%	-112.57	-16.89
	TOTAL		1052652.54	53606.92
	Weighted Average Rate of Depreciation (%)			5.093

Statement of Depreciation

Name of the Company :	NTPC Limited
Name of the Power Station :	Sipat Super Thermal Power Station Stage-I

(Amount in Rs Lakh)

S. No.	Particulars	Existing 2023-24	2024-25	2025-26	2026-27	2027-28	2028-29
1	2	3	4	5	6	7	8
1	Opening Capital Cost	9,54,655.93	9,68,368.23	9,76,063.10	9,80,160.24	9,80,160.24	9,81,160.24
2	Closing Capital Cost	9,68,368.23	9,76,063.10	9,80,160.24	9,80,160.24	9,81,160.24	9,82,360.24
3	Average Capital Cost	9,61,512.08	9,72,215.67	9,78,111.67	9,80,160.24	9,80,660.24	9,81,760.24
1a	Cost of IT Equipments & Software included in (1) above ^^	1,532.11	1,869.86	1,869.86	1,869.86	1,869.86	1,869.86
2a	Cost of IT Equipments & Software included in (2) above ^^	1,869.86	1,869.86	1,869.86	1,869.86	1,869.86	1,869.86
3a	Average Cost of IT Equipments & Software	1,700.99	1,869.86	1,869.86	1,869.86	1,869.86	1,869.86
4	Freehold land	3,586.43	3,586.43	3,586.43	3,586.43	3,586.43	3,586.43
5	Rate of depreciation	5.0910	5.0930	5.0930	5.0930	5.0930	5.0930
6	Depreciable value	8,62,303.19	8,71,953.30	8,77,259.71	8,79,103.42	8,79,553.42	8,80,543.42
7.	Balance useful life at the beginning of the period	13.99	12.99	11.99	10.99	9.99	8.99
8	Remaining depreciable value	3,54,730.16	3,16,713.10	2,97,638.20	2,74,658.04	2,50,116.41	2,26,069.73
9	Depreciation (for the period)	48,950.58	24,381.30	24,823.87	24,991.63	25,036.68	25,146.80
10	Depreciation (annualised)	48,950.58	24,381.30	24,823.87	24,991.63	25,036.68	25,146.80
11	Cumulative depreciation at the end of the period	5,56,523.61	5,79,621.51	6,04,445.38	6,29,437.01	6,54,473.69	6,79,620.49
12	Less: Cumulative depreciation adjustment on account of un-discharged liabilities deducted as on 01.04.2009	-	-	-	-	-	-
13	Add: Cumulative depreciation adjustment on account of liability Discharge	-	-	-	-	-	-
14	Less: Cumulative depreciation adjustment on account of de-capitalisation	1,283.41	-	-	-	-	-
15	Net Cumulative depreciation at the end of the period after adjustments	5,55,240.21	5,79,621.51	6,04,445.38	6,29,437.01	6,54,473.69	6,79,620.49

^^ Shall be provided at the time of true up

(Petitioner)

Year wise Prepayment of Loans

Sr. No.	Bank	ROI on prepayment date	Date of Prepayment	Replaced with Bank	ROI of relplaced Loan	Prepayment Amount	Saving	Saving retained
Prepayment of Loans in 2016-17								
1	Oriental Bank of Commerce-I	8.60%	14-Feb-17	SBI VIII	8.00%	214285711.00	0.60%	0.2000%
2	UCO BANK ii	9.20%	20-Dec-16	ICICI V	8.80%	234375000.00	0.40%	0.1333%
Prepayment of Loans during 2018-19								
1	ICICI	8.60%	11-Jan-19	Corporation Bank	8.20%	234375000.00	0.40%	0.133%

Year wise Prepayment of Loans									
Sr. No.	Bank	ROI on prepayment date	Date of Prepayment	Replaced with Bank	ROI of replaced Loan	Prepayment Amount	Saving	Saving retained	
Prepayment of Loans in 2020-21									
1	Syndicate Bank-III	7.20%	24-Aug-20	HDFC-IX	6.30%	150000000	0.90%	0.4500%	
2	Vijaya Bank-IV	7.15%	24-Aug-20	HDFC-IX	6.30%	35738787	0.85%	0.4250%	
3	Power Finance Corporation-V D24	7.43%	15-Oct-20	Bond-72	5.45%	104166667	1.98%	0.9900%	
4	Power Finance Corporation-V D31	7.44%	15-Oct-20	Bond-72	5.45%	625000000	1.99%	0.9950%	
5	Power Finance Corporation-V D33	7.83%	15-Oct-20	Bond-72	5.45%	468750000	2.38%	1.1900%	
6	Power Finance Corporation-V D36	8.30%	15-Oct-20	Bond-72	5.45%	546875000	2.85%	1.4250%	
7	Power Finance Corporation-V D38	8.23%	15-Oct-20	Bond-72	5.45%	156250000	2.78%	1.3900%	
Prepayment of Loans during 2022-23									
1	Euro Bonds 2022	5.02%	30-Sep-22	USD 750 Million Drawl III	4.4640%	2,22,04,00,000	0.56%	0.28%	
USD 750 Million Drawl III - Interest rate as on 30.09.2022 (date fo refinancing)									
	30-09-2022	01-10-2022	0.044182	0	Act/360	2022-23	4.418200%	0.866667	0.038291
	30-09-2022	01-10-2022	0.040682	0.0546	1 Act/360	2022-23	4.303152%	0.133334	0.005738
									4.4640%

Sl. no.	Particulars	2024-25	2025-26	2026-27	2027-28	2028-29
---------	-------------	---------	---------	---------	---------	---------

1	USD 750 Million Drawl III					
	Gross loan - Opening	22203.98	22203.98	22203.98	22203.98	22203.98
	Cumulative repayments of Loans upto previous period	0.00	0.00	0.00	3172.00	6343.99
	Net loan - Opening	22203.98	22203.98	22203.98	19031.98	15859.99
	Increase/ Decrease due to FERV	0.00	0.00	0.00	0.00	0.00
	Increase/ Decrease due to ACE/Drawl during the period	0.00	0.00	0.00	0.00	0.00
	Total	22203.98	22203.98	22203.98	19031.98	15859.99
	Repayments of Loans during the period	0.00	0.00	3172.00	3172.00	3172.00
	Net loan - Closing	22203.98	22203.98	19031.98	15859.99	12687.99
	Average Net Loan	22203.98	22203.98	20617.98	17445.99	14273.99
	Rate of Interest on Loan	7.0478%	7.0478%	7.0478%	7.0478%	7.0478%
	Interest on Loan Annualised	1564.89	1564.89	1453.11	1229.56	1006.00
2	SBI VIII repayment starts from 30.01.2022 (Refinancing of OBC I as on 14-02-2017)					
	Gross loan - Opening	2142.86	2142.86	2142.86	2142.86	2142.86
	Cumulative repayments of Loans upto previous period	714.29	952.38	1190.48	1428.57	1666.67
	Net loan - Opening	1428.57	1190.48	952.38	714.29	476.19
	Increase/ Decrease due to FERV	0.00	0.00	0.00	0.00	0.00
	Increase/ Decrease due to ACE/Drawl during the period	0.00	0.00	0.00	0.00	0.00
	Total	1428.57	1190.48	952.38	714.29	476.19
	Repayments of Loans during the period	238.10	238.10	238.10	238.10	238.10
	Net loan - Closing	1190.48	952.38	714.29	476.19	238.10
	Average Net Loan	1309.52	1071.43	833.33	595.24	357.14
	Rate of Interest on Loan	8.4000%	8.4000%	8.4000%	8.4000%	8.4000%
	Interest on Loan Annualised	110.00	90.00	70.00	50.00	30.00
3	Corporation bank (refinancing of ICICI V as on 11.01.2019)					
	Gross loan - Opening	2343.75	2343.75	2343.75	2343.75	2343.75
	Cumulative repayments of Loans upto previous period	520.83	781.24	1041.66	1302.07	1562.48
	Net loan - Opening	1822.92	1562.51	1302.09	1041.68	781.27
	Increase/ Decrease due to FERV	0.00	0.00	0.00	0.00	0.00
	Increase/ Decrease due to ACE/Drawl during the period	0.00	0.00	0.00	0.00	0.00
	Total	1822.92	1562.51	1302.09	1041.68	781.27
	Repayments of Loans during the period	260.41	260.41	260.41	260.41	260.41
	Net loan - Closing	1562.51	1302.09	1041.68	781.27	520.85
	Average Net Loan	1692.71	1432.30	1171.89	911.47	651.06
	Rate of Interest on Loan	8.3667%	8.3667%	8.3667%	8.3667%	8.3667%
	Interest on Loan Annualised	141.62	119.84	98.05	76.26	54.47
4	HDFC-IX (Refinancing of Vijaya Bank IV)					
	Gross loan - Opening	357.39	357.39	357.39	357.39	357.39
	Cumulative repayments of Loans upto previous period	0.00	29.78	59.56	89.35	119.13
	Net loan - Opening	357.39	327.61	297.82	268.04	238.26
	Increase/ Decrease due to FERV	0.00	0.00	0.00	0.00	0.00
	Increase/ Decrease due to ACE/Drawl during the period	0.00	0.00	0.00	0.00	0.00
	Total	357.39	327.61	297.82	268.04	238.26
	Repayments of Loans during the period	29.78	29.78	29.78	29.78	29.78
	Net loan - Closing	327.61	297.82	268.04	238.26	208.48
	Average Net Loan	342.50	312.71	282.93	253.15	223.37
	Rate of Interest on Loan	8.3750%	8.3750%	8.3750%	8.3750%	8.3750%
	Interest on Loan Annualised	28.68	26.19	23.70	21.20	18.71

5	HDFC-IX (Refinancing of Syndicate Bank III)					
	Gross loan - Opening	1500.00	1500.00	1500.00	1500.00	1500.00
	Cumulative repayments of Loans upto previous period	0.00	125.00	250.00	375.00	500.00
	Net loan - Opening	1500.00	1375.00	1250.00	1125.00	1000.00
	Increase/ Decrease due to FERV	0.00	0.00	0.00	0.00	0.00
	Increase/ Decrease due to ACE/Drawl during the period	0.00	0.00	0.00	0.00	0.00
	Total	1500.00	1375.00	1250.00	1125.00	1000.00
	Repayments of Loans during the period	125.00	125.00	125.00	125.00	125.00
	Net loan - Closing	1375.00	1250.00	1125.00	1000.00	875.00
	Average Net Loan	1437.50	1312.50	1187.50	1062.50	937.50
	Rate of Interest on Loan	8.4000%	8.4000%	8.4000%	8.4000%	8.4000%
	Interest on Loan Annualised	120.75	110.25	99.75	89.25	78.75
6	Bonds XXXIV Series					
	Gross loan - Opening	3700.00	3700.00	3700.00	3700.00	3700.00
	Cumulative repayments of Loans upto previous period	1973.33	2220.00	2466.67	2713.33	2960.00
	Net loan - Opening	1726.67	1480.00	1233.33	986.67	740.00
	Increase/ Decrease due to FERV	0.00	0.00	0.00	0.00	0.00
	Increase/ Decrease due to ACE/Drawl during the period	0.00	0.00	0.00	0.00	0.00
	Total	1726.67	1480.00	1233.33	986.67	740.00
	Repayments of Loans during the period	246.67	246.67	246.67	246.67	246.67
	Net loan - Closing	1480.00	1233.33	986.67	740.00	493.33
	Average Net Loan	1603.33	1356.67	1110.00	863.33	616.67
	Rate of Interest on Loan	8.7400%	8.7400%	8.7400%	8.7400%	8.7400%
	Interest on Loan Annualised	140.13	118.57	97.01	75.46	53.90
7	Bonds XXXV Series					
	Gross loan - Opening	9500.00	9500.00	9500.00	9500.00	9500.00
	Cumulative repayments of Loans upto previous period	5066.67	5700.00	6333.33	6966.67	7600.00
	Net loan - Opening	4433.33	3800.00	3166.67	2533.33	1900.00
	Increase/ Decrease due to FERV	0.00	0.00	0.00	0.00	0.00
	Increase/ Decrease due to ACE/Drawl during the period	0.00	0.00	0.00	0.00	0.00
	Total	4433.33	3800.00	3166.67	2533.33	1900.00
	Repayments of Loans during the period	633.33	633.33	633.33	633.33	633.33
	Net loan - Closing	3800.00	3166.67	2533.33	1900.00	1266.67
	Average Net Loan	4116.67	3483.33	2850.00	2216.67	1583.33
	Rate of Interest on Loan	8.8150%	8.8150%	8.8150%	8.8150%	8.8150%
	Interest on Loan Annualised	362.88	307.06	251.23	195.40	139.57
8	Bonds XXXVI Series					
	Gross loan - Opening	5000.00	5000.00	5000.00	5000.00	5000.00
	Cumulative repayments of Loans upto previous period	2666.67	3000.00	3333.33	3666.67	4000.00
	Net loan - Opening	2333.33	2000.00	1666.67	1333.33	1000.00
	Increase/ Decrease due to FERV	0.00	0.00	0.00	0.00	0.00
	Increase/ Decrease due to ACE/Drawl during the period	0.00	0.00	0.00	0.00	0.00
	Total	2333.33	2000.00	1666.67	1333.33	1000.00
	Repayments of Loans during the period	333.33	333.33	333.33	333.33	333.33
	Net loan - Closing	2000.00	1666.67	1333.33	1000.00	666.67
	Average Net Loan	2166.67	1833.33	1500.00	1166.67	833.33
	Rate of Interest on Loan	8.8386%	8.8386%	8.8386%	8.8386%	8.8386%
	Interest on Loan Annualised	191.50	162.04	132.58	103.12	73.66

9	Bonds XXXVIII Series					
	Gross loan - Opening	300.00	300.00	300.00	300.00	300.00
	Cumulative repayments of Loans upto previous period	160.00	180.00	200.00	220.00	240.00
	Net loan - Opening	140.00	120.00	100.00	80.00	60.00
	Increase/ Decrease due to FERV	0.00	0.00	0.00	0.00	0.00
	Increase/ Decrease due to ACE/Drawl during the period	0.00	0.00	0.00	0.00	0.00
	Total	140.00	120.00	100.00	80.00	60.00
	Repayments of Loans during the period	20.00	20.00	20.00	20.00	20.00
	Net loan - Closing	120.00	100.00	80.00	60.00	40.00
	Average Net Loan	130.00	110.00	90.00	70.00	50.00
	Rate of Interest on Loan	9.2000%	9.2000%	9.2000%	9.2000%	9.2000%
	Interest on Loan Annualised	11.96	10.12	8.28	6.44	4.60
10	Bonds XXXIX Series					
	Gross loan - Opening	5900.00	5900.00	5900.00	5900.00	5900.00
	Cumulative repayments of Loans upto previous period	2753.33	3146.67	3540.00	3933.33	4326.67
	Net loan - Opening	3146.67	2753.33	2360.00	1966.67	1573.33
	Increase/ Decrease due to FERV	0.00	0.00	0.00	0.00	0.00
	Increase/ Decrease due to ACE/Drawl during the period	0.00	0.00	0.00	0.00	0.00
	Total	3146.67	2753.33	2360.00	1966.67	1573.33
	Repayments of Loans during the period	393.33	393.33	393.33	393.33	393.33
	Net loan - Closing	2753.33	2360.00	1966.67	1573.33	1180.00
	Average Net Loan	2950.00	2556.67	2163.33	1770.00	1376.67
	Rate of Interest on Loan	9.4196%	9.4196%	9.4196%	9.4196%	9.4196%
	Interest on Loan Annualised	277.88	240.83	203.78	166.73	129.68
11	Bonds XL Series					
	Gross loan - Opening	7500.00	7500.00	7500.00	7500.00	7500.00
	Cumulative repayments of Loans upto previous period	3500.00	4000.00	4500.00	5000.00	5500.00
	Net loan - Opening	4000.00	3500.00	3000.00	2500.00	2000.00
	Increase/ Decrease due to FERV	0.00	0.00	0.00	0.00	0.00
	Increase/ Decrease due to ACE/Drawl during the period	0.00	0.00	0.00	0.00	0.00
	Total	4000.00	3500.00	3000.00	2500.00	2000.00
	Repayments of Loans during the period	500.00	500.00	500.00	500.00	500.00
	Net loan - Closing	3500.00	3000.00	2500.00	2000.00	1500.00
	Average Net Loan	3750.00	3250.00	2750.00	2250.00	1750.00
	Rate of Interest on Loan	9.5880%	9.5880%	9.5880%	9.5880%	9.5880%
	Interest on Loan Annualised	359.55	311.61	263.67	215.73	167.79
12	Bonds XLII Series					
	Gross loan - Opening	14500.00	14500.00	14500.00	14500.00	14500.00
	Cumulative repayments of Loans upto previous period	5800.00	8700.00	11600.00	14500.00	14500.00
	Net loan - Opening	8700.00	5800.00	2900.00	0.00	0.00
	Increase/ Decrease due to FERV	0.00	0.00	0.00	0.00	0.00
	Increase/ Decrease due to ACE/Drawl during the period	0.00	0.00	0.00	0.00	0.00
	Total	8700.00	5800.00	2900.00	0.00	0.00
	Repayments of Loans during the period	2900.00	2900.00	2900.00	0.00	0.00
	Net loan - Closing	5800.00	2900.00	0.00	0.00	0.00
	Average Net Loan	7250.00	4350.00	1450.00	0.00	0.00
	Rate of Interest on Loan	9.0300%	9.0300%	9.0300%	9.0300%	9.0300%
	Interest on Loan Annualised	654.68	392.81	130.94	0.00	0.00
13	Bonds XLIII Series					
	Gross loan - Opening	7500.00	7500.00	7500.00	7500.00	7500.00
	Cumulative repayments of Loans upto previous period	3500.00	4000.00	4500.00	5000.00	5500.00
	Net loan - Opening	4000.00	3500.00	3000.00	2500.00	2000.00
	Increase/ Decrease due to FERV	0.00	0.00	0.00	0.00	0.00

	Increase/ Decrease due to ACE/Drawl during the period	0.00	0.00	0.00	0.00	0.00
	Total	4000.00	3500.00	3000.00	2500.00	2000.00
	Repayments of Loans during the period	500.00	500.00	500.00	500.00	500.00
	Net loan - Closing	3500.00	3000.00	2500.00	2000.00	1500.00
	Average Net Loan	3750.00	3250.00	2750.00	2250.00	1750.00
	Rate of Interest on Loan	9.2873%	9.2873%	9.2873%	9.2873%	9.2873%
	Interest on Loan Annualised	348.27	301.84	255.40	208.96	162.53

14	Bonds XLIV Series					
	Gross loan - Opening	9200.00	9200.00	9200.00	9200.00	9200.00
	Cumulative repayments of Loans upto previous period	1840.00	3680.00	5520.00	7360.00	9200.00
	Net loan - Opening	7360.00	5520.00	3680.00	1840.00	0.00
	Increase/ Decrease due to FERV	0.00	0.00	0.00	0.00	0.00
	Increase/ Decrease due to ACE/Drawl during the period	0.00	0.00	0.00	0.00	0.00
	Total	7360.00	5520.00	3680.00	1840.00	0.00
	Repayments of Loans during the period	1840.00	1840.00	1840.00	1840.00	0.00
	Net loan - Closing	5520.00	3680.00	1840.00	0.00	0.00
	Average Net Loan	6440.00	4600.00	2760.00	920.00	0.00
	Rate of Interest on Loan	9.2800%	9.2800%	9.2800%	9.2800%	9.2800%
	Interest on Loan Annualised	597.63	426.88	256.13	85.38	0.00
15	Bonds XLV Series					
	Gross loan - Opening	7500.00	7500.00	7500.00	7500.00	7500.00
	Cumulative repayments of Loans upto previous period	3000.00	3500.00	4000.00	4500.00	5000.00
	Net loan - Opening	4500.00	4000.00	3500.00	3000.00	2500.00
	Increase/ Decrease due to FERV	0.00	0.00	0.00	0.00	0.00
	Increase/ Decrease due to ACE/Drawl during the period	0.00	0.00	0.00	0.00	0.00
	Total	4500.00	4000.00	3500.00	3000.00	2500.00
	Repayments of Loans during the period	500.00	500.00	500.00	500.00	500.00
	Net loan - Closing	4000.00	3500.00	3000.00	2500.00	2000.00
	Average Net Loan	4250.00	3750.00	3250.00	2750.00	2250.00
	Rate of Interest on Loan	9.4676%	9.4676%	9.4676%	9.4676%	9.4676%
	Interest on Loan Annualised	402.37	355.04	307.70	260.36	213.02
16	Bonds 54 Series (Repayment starts from 25.03.2023 in 3Y installments)					
	Gross loan - Opening	20500.00	20500.00	20500.00	20500.00	20500.00
	Cumulative repayments of Loans upto previous period	12300.00	20500.00	20500.00	20500.00	20500.00
	Net loan - Opening	8200.00	0.00	0.00	0.00	0.00
	Increase/ Decrease due to FERV	0.00	0.00	0.00	0.00	0.00
	Increase/ Decrease due to ACE/Drawl during the period	0.00	0.00	0.00	0.00	0.00
	Total	8200.00	0.00	0.00	0.00	0.00
	Repayments of Loans during the period	8200.00	0.00	0.00	0.00	0.00
	Net loan - Closing	0.00	0.00	0.00	0.00	0.00
	Average Net Loan	4100.00	0.00	0.00	0.00	0.00
	Rate of Interest on Loan	8.5200%	8.5200%	8.5200%	8.5200%	8.5200%
	Interest on Loan Annualised	349.32	0.00	0.00	0.00	0.00
17	Bonds 57 Series (Bullet Repayment as on 15-12-2025)					
	Gross loan - Opening	1400.00	1400.00	1400.00	1400.00	1400.00
	Cumulative repayments of Loans upto previous period	0.00	0.00	1400.00	1400.00	1400.00
	Net loan - Opening	1400.00	1400.00	0.00	0.00	0.00
	Increase/ Decrease due to FERV	0.00	0.00	0.00	0.00	0.00
	Increase/ Decrease due to ACE/Drawl during the period	0.00	0.00	0.00	0.00	0.00
	Total	1400.00	1400.00	0.00	0.00	0.00
	Repayments of Loans during the period	0.00	1400.00	0.00	0.00	0.00
	Net loan - Closing	1400.00	0.00	0.00	0.00	0.00
	Average Net Loan	1400.00	700.00	0.00	0.00	0.00
	Rate of Interest on Loan	8.2200%	8.2200%	8.2200%	8.2200%	8.2200%
	Interest on Loan Annualised	115.08	57.54	0.00	0.00	0.00
18	Bonds 66 Series (Bullet Repayment as on 16-12-2031)					

	Gross loan - Opening	1700.00	1700.00	1700.00	1700.00	1700.00
	Cumulative repayments of Loans upto previous period	0.00	0.00	0.00	0.00	0.00
	Net loan - Opening	1700.00	1700.00	1700.00	1700.00	1700.00
	Increase/ Decrease due to FERV	0.00	0.00	0.00	0.00	0.00
	Increase/ Decrease due to ACE/Drawl during the period	0.00	0.00	0.00	0.00	0.00
	Total	1700.00	1700.00	1700.00	1700.00	1700.00
	Repayments of Loans during the period	0.00	0.00	0.00	0.00	0.00
	Net loan - Closing	1700.00	1700.00	1700.00	1700.00	1700.00
	Average Net Loan	1700.00	1700.00	1700.00	1700.00	1700.00
	Rate of Interest on Loan	7.4000%	7.4000%	7.4000%	7.4000%	7.4000%
	Interest on Loan Annualised	125.80	125.80	125.80	125.80	125.80
19	BOND-72 (Refianancing PFC V) D 24,31,33,36,37					
	Gross loan - Opening	19010.42	19010.42	19010.42	19010.42	19010.42
	Cumulative repayments of Loans upto previous period	0.00	0.00	19010.42	19010.42	19010.42
	Net loan - Opening	19010.42	19010.42	0.00	0.00	0.00
	Increase/ Decrease due to FERV	0.00	0.00	0.00	0.00	0.00
	Increase/ Decrease due to ACE/Drawl during the period	0.00	0.00	0.00	0.00	0.00
	Total	19010.42	19010.42	0.00	0.00	0.00
	Repayments of Loans during the period	0.00	19010.42	0.00	0.00	0.00
	Net loan - Closing	19010.42	0.00	0.00	0.00	0.00
	Average Net Loan	19010.42	9505.21	0.00	0.00	0.00
	Rate of Interest on Loan	6.6790%	6.6790%	0.0000%	0.0000%	0.0000%
	Interest on Loan Annualised	1269.70	634.85	0.00	0.00	0.00
20	BOND-72					
	Gross loan - Opening	15489.58	15489.58	15489.58	15489.58	15489.58
	Cumulative repayments of Loans upto previous period	0.00	0.00	15489.58	15489.58	15489.58
	Net loan - Opening	15489.58	15489.58	0.00	0.00	0.00
	Increase/ Decrease due to FERV	0.00	0.00	0.00	0.00	0.00
	Increase/ Decrease due to ACE/Drawl during the period	0.00	0.00	0.00	0.00	0.00
	Total	15489.58	15489.58	0.00	0.00	0.00
	Repayments of Loans during the period	0.00	15489.58	0.00	0.00	0.00
	Net loan - Closing	15489.58	0.00	0.00	0.00	0.00
	Average Net Loan	15489.58	7744.79	0.00	0.00	0.00
	Rate of Interest on Loan	5.4800%	5.4800%	5.4800%	5.4800%	5.4800%
	Interest on Loan Annualised	848.83	424.41	0.00	0.00	0.00
	TOTAL LOAN					
	Gross loan - Opening	157247.98	157247.98	157247.98	157247.98	157247.98
	Cumulative repayments of Loans upto previous period	43795.11	60515.07	104935.03	116626.99	125418.94
	Net loan - Opening	113452.86	96732.90	52312.95	40620.99	31829.03
	Increase/ Decrease due to FERV	0.00	0.00	0.00	0.00	0.00
	Increase/ Decrease due to ACE/Drawl during the period	0.00	0.00	0.00	0.00	0.00
	Total	113452.86	96732.90	52312.95	40620.99	31829.03
	Repayments of Loans during the period	16719.96	44419.96	11691.96	8791.96	6951.96
	Net loan - Closing	96732.90	52312.95	40620.99	31829.03	24877.08
	Average Net Loan	105092.88	74522.92	46466.97	36225.01	28353.06
	Rate of Interest on Loan	7.6328%	7.7567%	8.1286%	8.0321%	7.9655%
	Interest on Loan Annualised	8021.54	5780.56	3777.11	2909.64	2258.47

	BOND-72 (Refianancing PFC V) D 24					
	Gross loan - Opening	1041.67	1041.67	1041.67	1041.67	1041.67
	Cumulative repayments of Loans upto previous period	0.00	0.00	1041.67	1041.67	1041.67
	Net loan - Opening	1041.67	1041.67	0.00	0.00	0.00
	Increase/ Decrease due to FERV	0.00	0.00	0.00	0.00	0.00
	Increase/ Decrease due to ACE/Drawl during the period	0.00	0.00	0.00	0.00	0.00
	Total	1041.67	1041.67	0.00	0.00	0.00
	Repayments of Loans during the period	0.00	1041.67	0.00	0.00	0.00
	Net loan - Closing	1041.67	0.00	0.00	0.00	0.00
	Average Net Loan	1041.67	520.83	0.00	0.00	0.00
	Rate of Interest on Loan	6.4700%	6.4700%	6.4700%	6.4700%	6.4700%
	Interest on Loan Annualised	67.40	33.70	0.00	0.00	0.00
	BOND-72 (Refianancing PFC V) D31					
	Gross loan - Opening	6250.00	6250.00	6250.00	6250.00	6250.00
	Cumulative repayments of Loans upto previous period	0.00	0.00	6250.00	6250.00	6250.00
	Net loan - Opening	6250.00	6250.00	0.00	0.00	0.00
	Increase/ Decrease due to FERV	0.00	0.00	0.00	0.00	0.00
	Increase/ Decrease due to ACE/Drawl during the period	0.00	0.00	0.00	0.00	0.00
	Total	6250.00	6250.00	0.00	0.00	0.00
	Repayments of Loans during the period	0.00	6250.00	0.00	0.00	0.00
	Net loan - Closing	6250.00	0.00	0.00	0.00	0.00
	Average Net Loan	6250.00	3125.00	0.00	0.00	0.00
	Rate of Interest on Loan	6.4750%	6.4750%	6.4750%	6.4750%	6.4750%
	Interest on Loan Annualised	404.69	202.34	0.00	0.00	0.00
	BOND-72 (Refianancing PFC V) D33					
	Gross loan - Opening	4687.50	4687.50	4687.50	4687.50	4687.50
	Cumulative repayments of Loans upto previous period	0.00	0.00	4687.50	4687.50	4687.50
	Net loan - Opening	4687.50	4687.50	0.00	0.00	0.00
	Increase/ Decrease due to FERV	0.00	0.00	0.00	0.00	0.00
	Increase/ Decrease due to ACE/Drawl during the period	0.00	0.00	0.00	0.00	0.00
	Total	4687.50	4687.50	0.00	0.00	0.00
	Repayments of Loans during the period	0.00	4687.50	0.00	0.00	0.00
	Net loan - Closing	4687.50	0.00	0.00	0.00	0.00
	Average Net Loan	4687.50	2343.75	0.00	0.00	0.00
	Rate of Interest on Loan	6.6700%	6.6700%	6.6700%	6.6700%	6.6700%
	Interest on Loan Annualised	312.66	156.33	0.00	0.00	0.00
	BOND-72 (Refianancing PFC V) D36					
	Gross loan - Opening	5468.75	5468.75	5468.75	5468.75	5468.75
	Cumulative repayments of Loans upto previous period	0.00	0.00	5468.75	5468.75	5468.75
	Net loan - Opening	5468.75	5468.75	0.00	0.00	0.00
	Increase/ Decrease due to FERV	0.00	0.00	0.00	0.00	0.00
	Increase/ Decrease due to ACE/Drawl during the period	0.00	0.00	0.00	0.00	0.00
	Total	5468.75	5468.75	0.00	0.00	0.00
	Repayments of Loans during the period	0.00	5468.75	0.00	0.00	0.00
	Net loan - Closing	5468.75	0.00	0.00	0.00	0.00
	Average Net Loan	5468.75	2734.38	0.00	0.00	0.00
	Rate of Interest on Loan	6.9050%	6.9050%	6.9050%	6.9050%	6.9050%
	Interest on Loan Annualised	377.62	188.81	0.00	0.00	0.00
	BOND-72 (Refianancing PFC V) D38					
	Gross loan - Opening	1562.50	1562.50	1562.50	1562.50	1562.50

	Cumulative repayments of Loans upto previous period	0.00	0.00	1562.50	1562.50	1562.50
	Net loan - Opening	1562.50	1562.50	0.00	0.00	0.00
	Increase/ Decrease due to FERV	0.00	0.00	0.00	0.00	0.00
	Increase/ Decrease due to ACE/Drawl during the period	0.00	0.00	0.00	0.00	0.00
	Total	1562.50	1562.50	0.00	0.00	0.00
	Repayments of Loans during the period	0.00	1562.50	0.00	0.00	0.00
	Net loan - Closing	1562.50	0.00	0.00	0.00	0.00
	Average Net Loan	1562.50	781.25	0.00	0.00	0.00
	Rate of Interest on Loan	6.8700%	6.8700%	6.8700%	6.8700%	6.8700%
	Interest on Loan Annualised	107.34	53.67	0.00	0.00	0.00
	BOND-72 Total (Refianancing PFC V D 24,31,33,36,38)					
	Gross loan - Opening	19010.42	19010.42	19010.42	19010.42	19010.42
	Cumulative repayments of Loans upto previous period	0.00	0.00	19010.42	19010.42	19010.42
	Net loan - Opening	19010.42	19010.42	0.00	0.00	0.00
	Increase/ Decrease due to FERV	0.00	0.00	0.00	0.00	0.00
	Increase/ Decrease due to ACE/Drawl during the period	0.00	0.00	0.00	0.00	0.00
	Total	19010.42	19010.42	0.00	0.00	0.00
	Repayments of Loans during the period	0.00	19010.42	0.00	0.00	0.00
	Net loan - Closing	19010.42	0.00	0.00	0.00	0.00
	Average Net Loan	19010.42	9505.21	0.00	0.00	0.00
	Rate of Interest on Loan	6.6790%	6.6790%	0.0000%	0.0000%	0.0000%
	Interest on Loan Annualised	1269.70	634.85	0.00	0.00	0.00

Name of the Company	NTPC Limited
Name of the Power Station	Sipat-I
Particulars	
	23
	USD 750 Million Drawl III
Source of Loan	
Drawal	
Currency	USD
Amount of loan sanctioned	25,00,00,000
Amount of Gross Loan drawn upto 19.03.2024	25,00,00,000
Interest Type	Floating
Fixed Interest Rate, if applicable	-
Base Rate, if floating interest*	6 Month Term SOFR*
Margin, if floating interest rate	1.16933%
Are there any Caps / Floor	No
If above is Yes, specify Caps / Floor	-
Moratorium Period	4
Moratorium effective from	25-Apr-2022
Repayment period	Yearly
Repayment effective from	05-Oct-2026
Repayment frequency	Seven times
Repayment installment	3,57,14,286
Base Exchange Rate -	
Are foreign currency loan hedged	No
If above is Yes, specify details	-
Name of the Projects	%
Sipat I	10.89%

Statement Giving Details of Project Financed through a Combination of loan

Form 8

TRANCHE NO

BP NO 5050000442

T00001

D00024

Unsecured Loan From SBI-VIII

Source of Loan :	SBI-VIII	
Currency :	INR	
Amount of Loan :	1,00,00,00,00,000	
Total Drawn amount :	11,50,00,00,000	
Date of Drawl	14.02.2017	
Interest Type :	Floating	
Fixed Interest Rate :	-----	
Base Rate, If Floating Interest	D00024-8.0%	
Margin, If Floating Interest :	0.00%	
Are there any Caps/ Floor :	Y/N	
Frequency of Intt. Payment	Monthly	
If Above is yes, specify Caps/ Floor :		
Moratorium Period :	6 Years	
Moratorium effective from :	14.02.2017	
Repayment Period (Inc Moratorium) :	15 Years	
Repayment Frequency :	9 Yearly Installments	
Repayment Type :	AVG	
First Repayment Date :	31.01.2022	
Base Exchange Rate :	RUPEE	
Date of Base Exchange Rate :	N.A.	
Project Code	Project Name	Amount
	BARH-I	3,00,00,00,000
	BONGAIGAON	34,28,57,142
	FARAKKA III	14,28,57,141
	GADARWARA	2,50,00,00,000
	KOLDAM	92,85,71,427
	KORBA-III	2,85,71,428
	KUDGI	1,00,00,00,000
	MOUDA-I	40,71,42,856
	NCTPP-II	15,71,42,855
	NORTH KARANPURA	1,00,00,00,000
	RIHAND-III	32,14,28,570
	SIMHADRI-II	53,28,57,141
	SIPAT-I	21,42,85,711
	SIPAT-II	5,71,42,856
	TAPOVAN VISHNUGAD	50,00,00,000
	VINDHYACHAL IV	32,42,85,714
	PAKRI BARWADIH	4,28,57,159
	Total Allocated Amount	11,50,00,00,000

BP NO 505000981			TRANCHE NO T00001		D00004
Unsecured Loan From HDFC Bank Ltd. IX					
Source of Loan :	HDFC Bank Ltd. IX				
Currency :	INR				
Amount of Loan :	50,00,00,00,000				
Total Drawn amount :	16,10,00,00,000				
Date of draw	24.08.2020				
Interest Type :	Floating				
Fixed Interest Rate :					
Base Rate, If Floating Interest	6.30%				
Margin, If Floating Interest :	NIL				
Are there any Caps/ Floor :	Y/N				
Frequency of Intt. Payment	MONTHLY				
If Above is yes, specify Caps/ Floor :					
Moratorium Period :	3 Years				
Moratorium effective from :	24.08.2020				
Repayment Period (Inc Moratorium) :	15 Years				
Repayment Frequency :	12 Yearly Instalment				
Repayment Type :	AVG				
First Repayment Date :	30.06.2024				
Base Exchange Rate :	RUPEE				
Date of Base Exchange Rate :	N.A.				
Project Code	Project Name	Amount			
	BARH-II	2,54,31,57,061	24.08.2020		
	BONGAIGAON	2,06,81,00,000	24.08.2020		
	CHATTI BARIATU CMP	13,60,00,000	24.08.2020		
	JETSAR SOLAR	20,00,00,000	24.08.2020		
	KAHALGAON-II	11,43,64,133	24.08.2020		
	KHARGONE	1,20,00,00,000	24.08.2020		
	KOLDAM	4,54,00,000	24.08.2020		
	KORBA-III	2,14,43,267	24.08.2020		
	KUDGI	45,00,00,000	24.08.2020		
	LARA-I	7,85,71,430	24.08.2020		
	MOUDA-I	69,46,38,787	24.08.2020		
	MOUDA-II	1,60,00,00,000	24.08.2020		
	NORTH KARANPURA	50,00,00,000	24.08.2020		
	PAKRI BARWADIH CMB	1,07,21,55,097	24.08.2020		
	RAMMAM	50,00,00,000	24.08.2020		
	RIHAND-III	20,43,00,000	24.08.2020		
	SIMHADRI-II	22,70,00,000	24.08.2020		
	SIPAT-I	18,57,38,787	24.08.2020		
	SOLAPUR	53,79,74,298	24.08.2020		
	TANDA-II	1,20,00,00,000	24.08.2020		
	UNCHAHR STPP IV	18,00,00,000	24.08.2020		
	VINDHYACHAL-IV	85,83,00,000	24.08.2020		
	VINDHYACHAL-V	1,48,28,57,140	24.08.2020		
Total Allocated Amount		16,10,00,00,000			

BP NO 5050000721		TRANCHE NO T00001	D00001
Unsecured Loan From Corporation Bank-IV			
Source of Loan :	Corporation Bank-IV		
Currency :	INR		
Amount of Loan :	20,00,00,00,000		
Total Drawn amount :	20,00,00,00,000		
Date of Drawal:	11.01.2019		
Interest Type :	Floating		
Fixed Interest Rate :	8.20%		
Base Rate, If Floating Interest	-		
Margin, If Floating Interest :	-		
Are there any Caps/ Floor :	Y/N		
Frequency of Intt. Payment	MONTHLY		
If Above is yes, specify Caps/ Floor :			
Moratorium Period :	3 Years		
Moratorium effective from :	11.01.2019		
Repayment Period (Inc Moratorium) :	12 Years		
Repayment Frequency :	9 Yearly Instalments		
Repayment Type :	AVG		
First Repayment Date :	11-Jan-23		
Base Exchange Rate :	RUPEE		
Date of Base Exchange Rate :	N.A.		
Project Code	Project Name	Amount	
	SINGRAULI 8MW HYDRO	8,75,00,000	11.01.2019
	FARIDABAD SOLAR PV	8,75,00,000	11.01.2019
	SINGRAULI SOLAR	8,75,00,000	11.01.2019
	FARAKKA III	11,42,85,716	11.01.2019
	RAJGARH SOLAR	13,12,50,000	11.01.2019
	NCTPP-II	14,28,57,139	11.01.2019
	GANDHAR R&M	16,60,71,436	11.01.2019
	SIMHADRI-II	23,21,42,855	11.01.2019
	SIPAT-I	23,43,75,000	11.01.2019
	MOUDA-II	50,00,00,000	11.01.2019
	VINDHYACHAL-V	1,00,00,00,000	11.01.2019
	SIPAT-II	1,01,07,14,287	11.01.2019
	MOUDA-I	1,05,44,64,284	11.01.2019
	RIHAND-III	1,22,85,71,426	11.01.2019
	VINDHYACHAL-IV	2,45,00,00,000	11.01.2019
	KOLDAM	2,71,51,78,577	11.01.2019
	BARH-II	6,75,75,89,280	11.01.2019
	KUDGI	2,00,00,00,000	11.01.2019
Total Allocated Amount		20,00,00,00,000	

Name of the Company Station **NTPC Sipat-I**

Particulars										
Source of Loan - Bonds Series	XXXIV 8.71%	XXXV 8.785%	XXXVI 8.8086%	XXXVIII 9.17%	XXXIX 9.3896%	XL 9.558%	XLI 9.6713%	XLII 9%	XLIII 9.2573%	XLIV 9.25%
Currency	INR	INR	INR	INR	INR	INR	INR	INR	INR	INR
Amount of Loan sanctioned (In Lakh)	15,000.00	12,000.00	7,500.00	7,500.00	10,500.00	7,500.00	7,500.00	50,000.00	7,500.00	50,000.00
Amount of Gross Loan drawn upto COD (In Lakh)										
Interest Type	Fixed	Fixed	Fixed	Fixed	Fixed	Fixed	Fixed	Fixed	Fixed	Fixed
Fixed Interest Rate, if applicable	8.71%	8.79%	8.81%	9.17%	9.39%	9.56%	9.67%	9.00%	9.26%	9.25%
Base Rate, if Floating Interest	N/A	N/A	N/A	N/A	N/A	N/A	N/A	N/A	N/A	N/A
Margin, if Floating Interest	N/A	N/A	N/A	N/A	N/A	N/A	N/A	N/A	N/A	N/A
Are there any Caps/Floor	No	No	No	No	No	No	No	No	No	No
If above is yes,specify caps/floor										
Moratorium Period (In Years)	6 yrs	6 yrs	6 yrs	6 yrs	6 yrs	6 yrs	6 yrs	10 yrs.	6 yrs	11 yrs
Moratorium effective from*	10.06.2010	15.09.10	15.12.2010	22.03.11	09.06.11	29.07.11	23.12.11	25.01.2012	02.03.12	04.05.12
Repayment Period	14 yrs	14 yrs	14 yrs	14 yrs	14 yrs	14 yrs	14 yrs	5 yrs	14 yrs	5 yrs
Repayment effective from	10.06.16	15.09.16	15.12.2016	22.03.2017	09.06.17	29.07.17	23.12.17	25.01.2023	02.03.18	04.05.23
Repayment Frequency	Yearly	Yearly	Yearly	Yearly	Yearly	Yearly	Yearly	Yearly	Yearly	Yearly
Repayment Instalment (In Lakh)	1,000.00	800.00	500.00	500.00	700.00	500.00	500.00	10,000.00	500.00	10,000.00
Base Exchange Rate	N/A	N/A	N/A	N/A	N/A	N/A	N/A	N/A	N/A	N/A
Door to Door Maturity (In Years)	20 yrs	20 yrs	20 yrs	20 yrs	20 yrs	20 yrs	20 yrs	15 yrs.	20 yrs	15yrs

Name of the Projects										
Sipat I	3700	9500	5000	300	5900.000001	7500	0	14500	7500	9200

Name of the
Company
Station

(Amount in Rs. Lakhs)

Particulars				
Source of Loan - Bonds Series	XLV9.4376%	54	57	66
Currency	INR	INR	INR	INR
Amount of Loan sanctioned (In Lakh)	7,500.00	10,30,683.05	50,000.00	3,92,500.00
Amount of Gross Loan drawn upto COD (In Lakh)		10,30,683.05	50,000.00	3,92,500.00
Interest Type	Fixed	Fixed	Fixed	Fixed
Fixed Interest Rate, if applicable	9.44%	8.49%	8.19%	7.37%
Base Rate, if Floating Interest	N/A	N/A	N/A	N/A
Margin, if Floating Interest	N/A	N/A	N/A	N/A
Are there any Caps/Floor	No	No	No	No
If above is yes,specify caps/floor		N/A	N/A	N/A
Moratorium Period (In Years)	6 yrs	8	10	15
Moratorium effective from*	16.05.12	25-03-2015	15-12-2015	14-12-2016
Repayment Period	14 yrs	Installments Due on 25/03/2023, 25/03/2024 & 25-03-2023	Bullet Repayment	Bullet Repayment
Repayment effective from	16.05.18	25-03-2023	15-12-2025	14-12-2031
Repayment Frequency	Yearly	Installments Due on 25/03/2023, 25/03/2024 & 25/03/2025	Bullet Repayment	Bullet Repayment
Repayment Instalment (In Lakh)	500.00	Installments 1st - 206,136.61 2nd - 412,272.22 3rd -	50,000.00	3,92,500.00
Base Exchange Rate	N/A	N/A	N/A	N/A
Door to Door Maturity (In Years)	20 yrs	10	10	15

Name of the Projects		54	57	66
Sipat I	7500	20500.00	1400.00	1700.00

(Amount in Rs. Lakh)

Particulars	
Source of Loan - Bonds Series	72
Currency	INR
Amount of Loan sanctioned (In Lakh)	4,00,000
Amount of Gross Loan drawn upto COD (In Lakh)	4,00,000
Interest Type	Fixed
Fixed Interest Rate, if applicable	5.45%
Base Rate, if Floating Interest	N/A
Margin, if Floating Interest	N/A
Are there any Caps/Floor	No
If above is yes, specify caps/floor	N/A
Moratorium Period (In Years)	5
Moratorium effective from*	15-10-2020
Repayment Period	Bullet Repayment
Repayment effective from	15-10-2025
Repayment Frequency	Bullet Repayment
Repayment Instalment (In Lakh)	4,00,000
Base Exchange Rate	N/A
Door to Door Maturity (In Years)	5

Name of the Projects	72
BARH I	3,866.67
BARH II	62,500.00
BONGAIGAON	27,200.00
FARAKKA III	37,900.00
KAHALGAON II	3,800.00
KOLDAM	18,800.00
KORBA III	9,900.00
KORBA R&M	1,500.00
MAUDA I	30,500.00
NCTPP II	31,733.33
PAKRI BARWADIH CMB	10,800.00
RIHAND III	31,400.00
RIHAND R&M	700.00
SIMHADRI II	38,700.00
SIPAT I	34,500.00
SIPAT II	900.00
TALCHER II	3,400.00
TANDA R&M	1,500.00
TAPOVAN VISHNUGAD	10,600.00
Unchahar R&M	500.00
VINDHYACHAL IV	39,300.00
TOTAL	4,00,000.00

INTEREST RATE MOVEMENT FY 2019-20							
S.NO	BANK	RATE OF INTEREST	From	To	Number of Days	Product	Weighted Average Rate of Interest
	State Bank of India - VIII	8.20%	14-Feb-24	31-Mar-24	47.00	3.85	
					366.00	29.74	8.1262%
	Corporation Bank-IV	8.10%	11-Jan-24	31-Mar-24	81.00	6.56	
					366.00	29.08	7.9443%
	HDFC-IX	7.95%	01-Jun-23	31-Mar-24	305.00	24.25	
					366.00	29.13	7.96%

Sr. No.	Station	Loan	ROI on refinancing date
1	Vindhyachal IV	EURO BONDS 2022	5.02%
2	Sipat I		
3	Barh II		
4	Mouda I		
5	Barh I		
6	Tapovan Vishnugarh (4x130MW)		
7	Koldam		
		Total	

Sr. No.	Station	Date of refinancing	Refinanced amount
1	Vindhyachal IV	30-Sep-22	54,41,00,000
2	Sipat I		2,22,04,00,000
3	Barh II		93,52,00,000
4	Mouda I		82,17,00,000
5	Barh I		2,31,22,07,500
6	Tapovan Vishnugarh (4x130MW)		4,09,41,00,000
7	Koldam		1,30,87,00,000
			12,23,64,07,500

DATE OF DISBUR.	DRAWDOWN IN USD
28-09-2022 (Part I)	21,66,66,667
28-09-2022 (Part II)	3,33,33,333
TOTAL	25,00,00,000
WHT is applicable for Part II only and rate 5.46%	

				(Rs)
Sr. No.	Station	Refinanced with Loan	ROI of replaced Loan	Redeployed amount
1	Vindhyachal IV	USD 750 Million Drawl III	6M Term SOFR+1.1693%	54,41,00,000
2	Sipat I			2,22,04,00,000
3	Barh II			93,52,00,000
4	Mouda I			82,17,00,000
5	Barh I			2,31,22,07,500
6	Tapovan Vishnugarh (4x130MW)			4,09,41,00,000
7	Koldam			1,30,87,00,000
				12,23,64,07,500

RATE OF INTEREST	
4.15%	
4.07%	

Info:

(i) Floating rate, interest basis and withholding tax rates are as per mail received from IF on 10.10.2024

From 31-03-2024
To 31-03-2024

Name of the Loan	From	To	Floating Rate of interest	Withholding Tax (WHT)	Applicability of Withholding Tax	Interest Basis	Financial year	Interest rate (incl WHT)	Loan Proportion	No of days	Product	WAVG rate
USD 750 Million Draw II Weighted Average rate												
USD 750 Million Draw III	25-10-2023	31-03-2024	6.61909%	0		Act/360	2023-24	6.619090%	87%	1	0.0583216	
USD 750 Million Draw III	25-10-2023	31-03-2024	6.53909%	5.46000%	100.00000%	Act/360	2023-24	6.916744%	13%	1	0.0093761	
USD 750 Million Draw III Weighted Average rate												6.76980%

Part-I					
Form-15					
Details/Inform					
Name of the Petitioner		NTPC LTD.			
Name of the Generating Station		Sipat-I			
		Months		Apr-23	May-23
S. No.	Particulars	Unit	Domestic Coal	Imported Coal	Domestic Coal
A)	OPENING QUANTITY				
1	Opening Quantity of Coal/Lignite	MT	5,28,577.67	-	4,91,124.47
2	Value of Stock	Rs.	96,76,42,820.00	-	90,07,71,390.00
B)	QUANTITY				
3	Quantity of Coal/Lignite/ supplied by Coal/Lignite Company	MT	11,27,282.48	54.20	12,22,050.36
4	Adjustment (+/-) in quantity supplied made by Coal/Lignite Company	MT	-	-	-
5	Coal supplied by Coal/Lignite [3] + [4]	MT	11,27,282.48	54.20	12,22,050.36
6	Normative Transit & Handling Losses (For coal/Lignite based Projects)	MT	2,274.68	0.11	2,922.03
7	Net Coal/lignite supplied (5-6)	MT	11,25,007.80	54.09	12,19,128.33
C)	PRICE				
8	Amount charged by the Coal/Lignite Company	Rs.	2,00,26,32,191.00	9,24,930.00	2,23,81,07,392.00
9	Adjustment (+/-) in amount charged made by Coal/Lignite Company	Rs.	-	-	-
10	Handling and other similar Sampling charges	Rs.	3,86,18,011.00	-	4,15,97,309.00
11	Total amount Charged [8]+[9]+[10]	Rs.	2,04,12,50,202.00	9,24,930.00	2,27,97,04,701.00
D)	TRANSPORTATION				
12	Transportation charges by rail, ship, road transport company	Rs.	30,98,796.00	-	3,60,70,470.00
13	Adjustment (+/-) in amount charged made by Rail/ship/Road Transport Company	Rs.	-	-	-
14	Demurrage Charges, if any	Rs.	-	-	-
15	Cost of fuel in transporting coal through MGR system, if applicable	Rs.	2,08,55,465.00	-	2,17,36,032.00
16	Total Transportation Charges [12] + [13] + [14] + [15]	Rs.	2,39,54,261.00	-	5,78,06,502.00
17	Total amount Charged for coal/lignite supplied including Transportation [11]+[16]	Rs.	2,06,52,04,463.00	9,24,930.00	2,33,75,11,203.00
E)	TOTAL COST				
18	Landed cost of coal/ Lignite [(2+17)/(1+7)]	Rs per MT	1,834.10	17,099.33	1,893.45
19	Blending Ratio	%	99.99	0.01	100.00
20	Weighted average cost of Coal/ Lignite	Rs per MT	1835.26		1893.45
F)	QUALITY				
21	GCV of Domestic Coal of the opening coal stock as per bill of Coal	Kcal/Kg	4,149.00		4,078.00
22	GCV of Domestic Coal supplied as per bill of Coal Company	Kcal/Kg	4,045.00		4,121.00
23	GCV of Imported Coal of the opening stock as per bill of Coal Company	Kcal/Kg			
24	GCV of Imported Coal supplied as per bill of Coal Company	Kcal/Kg		5,108.00	
25	Weighted average GCV of coal/ Lignite as Billed	Kcal/Kg	4078.00		4109.00
26	GCV of Domestic Coal of the opening stock as received at Station	Kcal/Kg	3,724.00		3,687.00
27	GCV of Domestic coal supplied as received at the station	Kcal/Kg	3,669.00		3,754.00
28	GCV of Imported Coal of the opening stock as received at Station	Kcal/Kg			
29	GCV of Imported Coal supplied as received at Station	Kcal/Kg		4,534.00	
30	Weighted average GCV of Coal/ Lignite as Received	Kcal/Kg	3687.00		3734.00
Wt avg price of fuel			1960.27		
Wt avg GCV of fuel as received			3573.25		

Part-I											
Form-15											
Information to be submitted in respect of Fuel for Computation of Energy Charges											
Name of the Petitioner		NTPC LTD.									
Name of the Generating Station		Sipat-I									
		Months									
		Jun-23		Jul-23		Aug-23		Sep-23		Oct-23	
S. No.	Particulars	Unit	Domestic Coal	Domestic Coal	Domestic Coal	Domestic Coal	Domestic Coal	Domestic Coal	Domestic Coal	Domestic Coal	
A)	OPENING QUANTITY										
1	Opening Quantity of Coal/Lignite	MT	4,99,593.80	6,79,130.33	6,20,001.77	6,40,666.56	6,49,467.73				
2	Value of Stock	Rs.	94,59,57,371.82	1,33,79,79,794.00	1,20,98,59,664.46	1,23,89,15,235.89	1,19,84,18,636.00				
B)	QUANTITY										
3	Quantity of Coal/Lignite/ supplied by Coal/Lignite Company	MT	11,23,745.60	10,11,712.92	10,84,830.46	10,67,307.78	11,69,938.89				
4	Adjustment (+/-) in quantity supplied made by Coal/Lignite Company	MT									
5	Coal supplied by Coal/Lignite [3] + [4]	MT	11,23,745.60	10,11,712.92	10,84,830.46	10,67,307.78	11,69,938.89				
6	Normative Transit & Handling Losses (For coal/Lignite based Projects)	MT	2,531.06	2,045.49	2,169.66	2,134.62	2,339.88				
7	Net Coal/lignite supplied (5-6)	MT	11,21,214.54	10,09,667.43	10,82,660.80	10,65,173.16	11,67,599.01				
C)	PRICE										
8	Amount charged by the Coal/Lignite Company	Rs.	2,15,92,24,397.58	1,90,17,83,448.00	2,02,20,81,276.00	1,84,68,72,577.45	2,27,69,74,888.00				
9	Adjustment (+/-) in amount charged made by Coal/Lignite Company	Rs.									
10	Handling and other similar Sampling charges	Rs.	3,95,75,195.24	3,38,42,667.00	4,11,18,995.75	4,05,61,415.75	4,24,70,446.00				
11	Total amount Charged [8]+[9]+[10]	Rs.	2,19,87,99,592.82	1,93,56,26,115.00	2,06,32,00,271.75	1,88,74,33,993.20	2,31,94,45,334.00				
D)	TRANSPORTATION										
12	Transportation charges by rail, ship, road transport company	Rs.	2,68,99,652.00	15,04,838.00							
13	Adjustment (+/-) in amount charged made by Rail/ship/Road Transport Company	Rs.									
14	Demurrage Charges, if any	Rs.									
15	Cost of fuel in transporting coal through MGR system, if applicable	Rs.	2,15,57,246.70	2,03,76,590.00	1,95,32,915.83	2,13,20,839.20	2,35,45,266.00				
16	Total Transportation Charges [12] + [13] + [14] + [15]	Rs.	4,84,56,898.70	2,18,81,428.00	1,95,32,915.83	2,13,20,839.20	2,35,45,266.00				
17	Total amount Charged for coal/lignite supplied including Transportation [11]+[16]	Rs.	2,24,72,56,491.52	1,95,75,07,543.00	2,08,27,33,187.58	1,90,87,54,832.40	2,34,29,90,600.00				
E)	TOTAL COST										
18	Landed cost of coal/ Lignite [(2+17)/(1+7)]	Rs per MT	1,970.14	1,951.38	1,933.79	1,845.23	1,948.97				
19	Blending Ratio	%	100.00	100.00	100.00	100.00	100.00				
20	Weighted average cost of Coal/ Lignite	Rs per MT	1970.14	1951.38	1933.79	1845.23	1948.97				
F)	QUALITY										
21	GCV of Domestic Coal of the opening coal stock as per bill of Coal	Kcal/Kg	4,109.00	4,151.00	4,006.00	4,178.00	4,051.00				
22	GCV of Domestic Coal supplied as per bill of Coal Company	Kcal/Kg	4,170.00	3,909.00	4,276.00	4,225.00	4,001.00				
23	GCV of Imported Coal of the opening stock as per bill of Coal Company	Kcal/Kg									
24	GCV of Imported Coal supplied as per bill of Coal Company	Kcal/Kg									
25	Weighted average GCV of coal/ Lignite as Billed	Kcal/Kg	4151.00	4006.00	4178.00	4207.00	4020.00				
26	GCV of Domestic Coal of the opening stock as received at Station	Kcal/Kg	3,734.00	3,697.00	3,626.00	3,719.00	3,643.00				
27	GCV of Domestic coal supplied as received at the station	Kcal/Kg	3,680.00	3,597.00	3,772.00	3,616.00	3,430.00				
28	GCV of Imported Coal of the opening stock as received at Station	Kcal/Kg									
29	GCV of Imported Coal supplied as received at Station	Kcal/Kg									
30	Weighted average GCV of Coal/ Lignite as Received	Kcal/Kg	3697.00	3,626.00	3,719.00	3,655.00	3,506.00				
Wt avg price of fuel			1960.27								
Wt avg GCV of fuel as received			3573.25								

Part-I											
Form-15											
Name of the Petitioner		NTPC LTD.									
Name of the Generating Station		Sipat-I									
		Months									
		Nov-23		Dec-23		Jan-24		Feb-24		Mar-24	
S. No.	Particulars	Unit	Domestic Coal	Domestic Coal	Domestic Coal	Domestic Coal	Domestic Coal	Domestic Coal	Domestic Coal	Domestic Coal	
A)	OPENING QUANTITY										
1	Opening Quantity of Coal/Lignite	MT	4,75,445.74	2,52,252.44	1,88,573.54	3,28,275.08	3,56,649.78				
2	Value of Stock	Rs.	92,66,29,486.00	48,89,55,283.00	39,51,13,418.11	68,13,92,457.53	71,38,84,177.49				
B)	QUANTITY										
3	Quantity of Coal/Lignite/ supplied by Coal/Lignite Company	MT	11,86,570.41	14,08,209.44	15,18,822.84	13,95,621.61	14,66,845.94				
4	Adjustment (+/-) in quantity supplied made by Coal/Lignite Company	MT									
5	Coal supplied by Coal/Lignite [3] + [4]	MT	11,86,570.41	14,08,209.44	15,18,822.84	13,95,621.61	14,66,845.94				
6	Normative Transit & Handling Losses (For coal/Lignite based Projects)	MT	2,937.71	4,362.34	4,994.30	5,160.91	6,087.67				
7	Net Coal/lignite supplied (5-6)	MT	11,83,632.70	14,03,847.10	15,13,828.54	13,90,460.70	14,60,758.27				
C)	PRICE										
8	Amount charged by the Coal/Lignite Company	Rs.	2,19,50,36,158.00	2,82,12,55,537.00	2,96,38,11,220.00	2,56,22,25,603.01	2,74,46,48,530.64				
9	Adjustment (+/-) in amount charged made by Coal/Lignite Company	Rs.									
10	Handling and other similar Sampling charges	Rs.	3,11,25,570.00	2,59,46,627.00	2,78,33,336.91	3,08,13,469.37	4,16,71,330.23				
11	Total amount Charged [8]+[9]+[10]	Rs.	2,22,61,61,728.00	2,84,72,02,164.00	2,99,16,44,556.91	2,59,30,39,072.38	2,78,63,19,860.87				
D)	TRANSPORTATION										
12	Transportation charges by rail, ship, road transport company	Rs.	4,32,32,835.00	11,60,93,588.00	12,19,12,139.00	14,42,07,810.00	17,59,81,870.00				
13	Adjustment (+/-) in amount charged made by Rail/ship/Road Transport Company	Rs.									
14	Demurrage Charges, if any	Rs.									
15	Cost of fuel in transporting coal through MGR system, if applicable	Rs.	1,98,62,704.00	1,77,33,493.00	2,49,62,030.00	2,16,50,657.00	2,05,23,541.32				
16	Total Transportation Charges [12] + [13] + [14] + [15]	Rs.	6,30,95,539.00	13,38,27,081.00	14,68,74,169.00	16,58,58,467.00	19,65,05,411.32				
17	Total amount Charged for coal/lignite supplied including Transportation [11]+[16]	Rs.	2,28,92,57,267.00	2,98,10,29,245.00	3,13,85,18,725.91	2,75,88,97,539.38	2,98,28,25,272.19				
E)	TOTAL COST										
18	Landed cost of coal/ Lignite [(2+17)/(1+7)]	Rs per MT	1,938.36	2,095.28	2,075.67	2,001.64	2,034.06				
19	Blending Ratio	%	100.00	100.00	100.00	100.00	100.00				
20	Weighted average cost of Coal/ Lignite	Rs per MT	1938.36	2095.28	2075.67	2001.64	2034.06				
F)	QUALITY										
21	GCV of Domestic Coal of the opening coal stock as per bill of Coal	Kcal/Kg	4,020.00	4,007.00	3,997.00	3,974.00	3,968.00				
22	GCV of Domestic Coal supplied as per bill of Coal Company	Kcal/Kg	4,002.00	3,995.00	3,971.00	3,967.00	3,933.00				
23	GCV of Imported Coal of the opening stock as per bill of Coal Company	Kcal/Kg									
24	GCV of Imported Coal supplied as per bill of Coal Company	Kcal/Kg									
25	Weighted average GCV of coal/ Lignite as Billed	Kcal/Kg	4,007.00	3,997.00	3,974.00	3,968.00	3,940.00				
26	GCV of Domestic Coal of the opening stock as received at Station	Kcal/Kg	3,506.00	3,359.00	3,367.00	3,641.00	3,435.00				
27	GCV of Domestic coal supplied as received at the station	Kcal/Kg	3,300.00	3,368.00	3,676.00	3,387.00	3,455.00				
28	GCV of Imported Coal of the opening stock as received at Station	Kcal/Kg									
29	GCV of Imported Coal supplied as received at Station	Kcal/Kg									
30	Weighted average GCV of Coal/ Lignite as Received	Kcal/Kg	3,359.00	3,367.00	3,642.00	3,436.00	3,451.00				
Wt avg price of fuel			1960.27								
Wt avg GCV of fuel as received			3573.25								

Details of Secondary Fuel for Computation of Energy Charges

Name of the company		NTPC Limited		2023-24											
Name of the power station		SIPAT-II		LDO	LDO	LDO	LDO	LDO	LDO	LDO	LDO	LDO	LDO	LDO	
S.No	Particulars	Unit	Apr-23	May-23	Jun-23	July-23	Aug-23	Sep-23	Oct-23	Nov-23	Dec-23	Jan-24	Feb-24	Mar-24	
A OPENING QUANTITY															
1	Opening stock of Secondary oil	KL	3,229.87	4,851.86	4,411.86	3,592.86	3,096.86	5,224.50	5,224.50	4,349.50	3,851.50	3,224.50	3224.497	3224.5	
2	Value of opening stock	Rs	24,05,47,077.00	37,03,86,731.00	33,67,97,497.00	27,42,75,718	23,64,11,490	40,27,45,169	40,27,45,169	33,52,93,313	29,69,03,570	24,85,69,497	248569496.7	248569497	
B Quantity															
3	Quantity of oil supplied by oil company	KL	2,908.99	0.00	0.00	0.00	3033.64	0	0	0	0	0	0	0	
4	Adjustment(+/-) in qty supplied by Oil company	KL	0.00	0.00	0.00	0.00	0.00	0	0	0	0	0	0	0	
5	Oil supplied by oil company (3+4)	KL	2,908.99	0.00	0.00	0.00	3,033.64	0.00	0.00	0.00	0.00	0.00	0.00	0.00	
6	Normative transit & handling losses	KL	0.00	0.00	0.00	0.00	0.00	0.00	0.00	0.00	0.00	0.00	0.00	0.00	
7	Net oil supplied (5-6)	KL	2,908.99	0.00	0.00	0.00	3,033.64	0.00	0.00	0.00	0.00	0.00	0.00	0.00	
C PRICE															
8	Amount charged by Oil company	Rs	22,80,88,165.00	0.00	0.00	0.00	236175259	0	0	0	0	0	0	0	
9	Adjustment (+/-) in amount charged by Oil company	Rs	0.00	0.00	0.00	0.00	0.00	0	0	0	0	0	0	0	
10	Handling, sampling and such other similar charges	Rs	0.00	0.00	0.00	0.00	0.00	0	0	0	0	0	0	0	
11	Total amount charged (8+9+10)	Rs	22,80,88,165.00	0.00	0.00	0.00	23,61,75,259.00	0.00	0.00	0.00	0.00	0.00	0.00	0.00	
D TRANSPORTATION															
12	Transportation charges by rail/ship/road transport	Rs													
	by rail	Rs	0.00	0.00	0.00	0.00	0.00	0	0	0	0	0	0	0	
	by road	Rs	0.00	0.00	0.00	0.00	0.00	0	0	0	0	0	0	0	
	by ship	Rs	0.00	0.00	0.00	0.00	0.00	0	0	0	0	0	0	0	
	Adjustment(+/-) in amount charged by railways/transport company	Rs	0.00	0.00	0.00	0.00	0.00	0.00	0.00	0.00	0.00	0.00	0.00	0.00	
13	Demurrage charges (if any)	Rs	0.00	0.00	0.00	0.00	0.00	0.00	0.00	0.00	0.00	0.00	0.00	0.00	
14	Cost of diesel in transporting oil through MGR system,if applicable	Rs	0.00	0.00	0.00	0.00	0.00	0.00	0.00	0.00	0.00	0.00	0.00	0.00	
15	Total transportation charges (12+/- 13-14+15)	Rs	0.00	0.00	0.00	0.00	0.00	0.00	0.00	0.00	0.00	0.00	0.00	0.00	
16	Total amount charged for oil supplied incl transportation (11+16)	Rs	22,80,88,165.00	0.00	0.00	0.00	23,61,75,259.00	0.00	0.00	0.00	0.00	0.00	0.00	0.00	
E Total Cost															
18	Landed cost of oil (HFO/LDO) (2+17)/(1+7)	Rs/KL	76,339.17	76,339.17	76,339.17	76,339.17	77,087.84	77,087.84	77,087.84	77,087.84	77,087.84	77,087.84	77,087.84	77,087.76	
19	Weighted average cost of oil	Rs/KL	76,339.17	76,339.17	76,339.17	76,339.17	77,087.84	77,087.84	77,087.84	77,087.84	77,087.84	77,087.84	77,087.84	77,087.76	
F QUALITY															
20	GCV of oil of the opening stock as per bill of oil company	Kcal/litre													
21	GCV of oil supplied as per bill of oil company	Kcal/litre													
22	Weighted average GCV of oil as billed	Kcal/litre													
23	GCV of oil of the opening stock as received at station	Kcal/litre	10,663.00	10,621.00	10,621.00	10,621.00	10,621.00	10,571.00	10,571.00	10,571.00	10,571.00	10,571.00	10,571.00	10,571.00	
24	GCV of oil supplied (HFO/LDO) as received at station	Kcal/litre	10,574.00				10,520.00								
25	Weighted average GCV of Oil (HFO/LDO)	Kcal/litre	10,621.00	10,621.00	10,621.00	10,621.00	10,571.00	10,571.00	10,571.00	10,571.00	10,571.00	10,571.00	10,571.00	10,571.00	
			Wt avg Price of oil	76,838.28											
			Wt avg GCV of oil	10,587.67											

Statement of Capital cost

Amount in Rs Lakh

Name of the Petitioner	NTPC Ltd
Name of the Generating Station	Sipat-I
COD	01.08.2012

Sl. No.	Particulars	As on 01.04.2024		
		Accrual Basis	Un-discharged Liabilities	Cash Basis
A	a) Opening Gross Block Amount as per books	10,52,616.46	11,990.52	10,40,625.93
	b) Amount of IDC in A(a) above	1,69,905.74	-	1,69,905.74
	c) Amount of FC in A(a) above		-	-
	d) Amount of FERV in A(a) above	85,794.07	-	85,794.07
	e) Amount of Hedging Cost in A(a) above		-	-
	f) Amount of IEDC in A(a) above	43,385.50	-	43,385.50
B	a) Addition in Gross Block Amount during the period (Direct purchases)			
	b) Amount of IDC in B(a) above			
	c) Amount of FC in B(a) above			
	d) Amount of FERV in B(a) above			
	e) Amount of Hedging Cost in B(a) above			
	f) Amount of IEDC in B(a) above			
C	a) Addition in Gross Block Amount during the period (Transferred from CWIP)			
	b) Amount of IDC in C(a) above			
	c) Amount of FC in C(a) above			
	d) Amount of FERV in C(a) above			
	e) Amount of Hedging Cost in C(a) above			
	f) Amount of IEDC in C(a) above			
D	a) Deletion in Gross Block Amount during the period			
	b) Amount of IDC in D(a) above			
	c) Amount of FC in D(a) above			
	d) Amount of FERV in D(a) above			
	e) Amount of Hedging Cost in D(a) above			
	f) Amount of IEDC in D(a) above			
E	a) Closing Gross Block Amount as per books			
	b) Amount of IDC in E(a) above			
	c) Amount of FC in E(a) above			
	d) Amount of FERV in E(a) above			
	e) Amount of Hedging Cost in E(a) above			
	f) Amount of IEDC in E(a) above			

Shall be provided at thr time of true up

Petitioner

Statement of Capital Works in Progress

Amount in Rs Lakh

Name of the Petitioner	NTPC Ltd
Name of the Generating Station	SIPAT-I
COD	01.08.2012

Sl. No.	Particulars			
		Accrual Basis	Un-discharged Liabilities	Cash Basis
A	a) Opening CWIP as per books	9712.12874	1707.359962	8004.769
	b) Amount of IDC in A(a) above	98.1249817	0	98.12498
	c) Amount of FC in A(a) above			0
	d) Amount of FERV in A(a) above			0
	e) Amount of Hedging Cost in A(a) above			0
	f) Amount of IEDC in A(a) above			0
B	a) Addition in CWIP during the period			
	b) Amount of IDC in B(a) above			
	c) Amount of FC in B(a) above			
	d) Amount of FERV in B(a) above			
	e) Amount of Hedging Cost in B(a) above			
	f) Amount of IEDC in B(a) above			
C	a) Transferred to Gross Block Amount during the period			
	b) Amount of IDC in C(a) above			
	c) Amount of FC in C(a) above			
	d) Amount of FERV in C(a) above			
	e) Amount of Hedging Cost in C(a) above			
	f) Amount of IEDC in C(a) above			
D	a) Deletion in CWIP during the period			
	b) Amount of IDC in D(a) above			
	c) Amount of FC in D(a) above			
	d) Amount of FERV in D(a) above			
	e) Amount of Hedging Cost in D(a) above			
	f) Amount of IEDC in D(a) above			
E	a) Closing CWIP as per books			
	b) Amount of IDC in E(a) above			
	c) Amount of FC in E(a) above			
	d) Amount of FERV in E(a) above			
	e) Amount of Hedging Cost in E(a) above			
	f) Amount of IEDC in E(a) above			

Shall be provided at the time of true up

Petitioner

Calculation of Interest on Normative Loan

Name of the Company :		NTPC Limited					
Name of the Power Station :		Sipat Super Thermal Power Station Stage-I					
(Amount in Rs Lakh)							
S. No.	Particulars	Existing 2023-24	2024-25	2025-26	2026-27	2027-28	2028-29
1	2	3	4	5	6	7	8
1	Gross Normative loan – Opening	6,68,259.15	6,77,857.76	6,83,244.17	6,86,112.17	6,86,112.17	6,86,812.17
2	Cumulative repayment of Normative loan up to previous year	5,07,573.03	5,55,240.21	5,79,621.51	6,04,445.38	6,29,437.01	6,54,473.69
3	Net Normative loan – Opening	1,60,686.12	1,22,617.56	1,03,622.66	81,666.79	56,675.16	32,338.48
4	Add: Increase due to addition during the year / period	8104.29	5,386.41	2,868.00	-	700.00	840.00
5	Less: Decrease due to de-capitalisation during the year / period	-1608.96	0.00	0.00	0.00	0.00	0.00
6	Less: Decrease due to reversal during the year / period						
7	Add: Increase due to discharges during the year / period	3103.29	0.00	0.00	0.00	0.00	0.00
8	Net addition in loan during the period (4+5+6+7)	9598.61	5386.41	2868.00	0.00	700.00	840.00
9	Less: Repayment of Loan	48950.58	24,381.30	24,823.87	24,991.63	25,036.68	25,146.80
10	Repayment adjustment on account of de capitalisation	1283.41					
11	Repayment adjustment on account of discharges/reversals corresponding to un discharged liabilities deducted as on 1.4.2009	-					
12	Net Normative loan - Closing	1,22,617.56	1,03,622.66	81,666.79	56,675.16	32,338.48	8,031.68
13	Average Normative loan	1,41,651.84	1,13,120.11	92,644.73	69,170.98	44,506.82	20,185.08
14	Weighted average rate of interest	7.7462	7.6328	7.7567	8.1286	8.0321	7.9655
15	Interest on Loan	10972.63	8634.24	7186.22	5622.63	3574.84	1607.85
(Petitioner)							

Calculation of Interest on Working Capital

Name of the Company :	NTPC Limited
Name of the Power Station :	Sipat Super Thermal Power Station Stage-I

(Amount in Rs Lakh)

S. No.	Particulars	Existing 2023-24	2024-25	2025-26	2026-27	2027-28	2028-29
1	2	3	4	5	6	7	8
1	Cost of Coal/Lignite	29,711.71	20892.42	20892.42	20892.42	20892.42	20892.42
2	Cost of Main Secondary Fuel Oil	917.51	944.03	944.03	944.03	946.61	944.03
3	Fuel Cost						
4	Liquid Fuel Stock						
5	O & M Expenses	5,200.34	7520.47	7902.39	8299.58	8710.60	9137.34
6	Maintenance Spares	12,480.82	18049.13	18965.73	19918.99	20905.45	21929.61
7	Receivables	57,362.84	47539.87	48040.61	48494.83	48817.31	49323.47
8	Total Working Capital	105673.23	94945.92	96745.17	98549.85	100272.39	102226.86
9	Rate of Interest	12.0000	11.9000	11.9000	11.9000	11.9000	11.9000
10	Interest on Working Capital	12680.79	11298.56	11512.68	11727.43	11932.41	12165.00

Petitioner

Computation of Energy Charges

**Form-Oi
ADDITIONAL FORM**

Name of the Company	NTPC Limited
Name of the Power Station	Sipat Super Thermal Power Station Stage-I

		2024-25	2025-26	2026-27	2027-28	2028-29	
Computation of Energy Charges							
	No of Days in the year	Days	365	365	365	366	365
	Sp. Oil consumption	ml/kwh	0.5	0.5	0.5	0.5	0.5
	Auxiliary consumption	%	5.750	5.750	5.750	5.750	5.750
	Heat Rate	Kcal/Kwh	2,306.34	2,306.34	2,306.34	2,306.34	2306.34
1	Rate of Energy Charge from Sec. Fuel Oil/ Alternate Fuel ^{(REC)_s}	$= (Q_s)_n \times P_s$	3.842				
2	Heat Contribution from SFO / Alternate ^(H_s)	$= (Q_s)_n \times (GCV)_s$	5.294				
3	Heat Contribution from coal ^{(H_p)_s}	$= GHR - H_s$	2301.05				
4	Specific Primary Fuel Consumption ^{(Q_p)_n}	$= H_p / (GCV)_p$	0.660				
5	Rate of Energy charge from Primary Fuel ^{(REC)_p}	(p/kwh)	129.310				
6	Rate of Energy charge ex-bus ^(REC)	$= ((REC)_s + (REC)_p) / (1-(AUX))$	141.276				
		Computation of Variable Charges					
	Variable Charge (Coal)	p/kwh	137.199	137.199	137.199	137.199	137.199
	Variable Charge (Oil)	p/kwh	4.076	4.076	4.076	4.076	4.076
	Total	p/kwh	141.276	141.276	141.276	141.276	141.276
		Price of fuel from Form-15/15A					
	Coal Cost	(Rs./MT)	1960.27	1960.27	1960.27	1960.27	1960.27
	Oil Cost	(Rs./KL)	76838.28	76838.28	76838.28	76838.28	76838.28
		Computation of Fuel Expenses for Calculation of IWC:					
	ESO in a year	(MUs)	13895.35	13895.35	13895.35	13933.42	13895.353
	ESO for 40 days	(MUs)	1522.78	1522.78	1522.78	1522.78	1522.78
	Cost of coal for 40 Days	(Rs. Lakh)	20892.42	20892.42	20892.42	20892.42	20892.42
	Cost of oil for 2 months	(Rs. Lakh)	944.03	944.03	944.03	946.61	944.03
	Energy Expenses for 45 days	(Rs. Lakh)	24202.30	24202.30	24202.30	24202.30	24202.30

		For 2023-24	
Coal			Wtd. Avg.
Wtd. Avg. Price of Coal		Rs./MT	1960.27
Wtd. Avg. GCV of Coal as received		kCal/Kg	3573.25
Wtd. Avg. GCV of Coal as received after adjustment of 85 kcal/kg			3488.25
Sec. Oil			
Wtd. Avg. Price of Secondary Fuel		Rs/KL	76838.28
Wtd. Avg. GCV of Secondary Fuel		kCal/L	10587.67

PETITIONER

Summary of issue involved in the petition					
Name of the Company :		NTPC Limited			
Name of the Power Station :		Sipat Super Thermal Power Station Stage-I			
1	Petitioner:	NTPC Limited			
2	Subject	Approval of tariff of Sipat Stage-I (3x660 MW) for the period from 01.04.2024 to 31.03.2029			
3	i) Approve tariff of Sipat Super Thermal Power Station Stage-I (1980 MW) for the tariff period 01.04.2019 to 31.03.2024. ii) Allow the station heat rate as per actual tyrbine cycle heat rate and boiler efficiency. iii) Allow the recovery of filing fees as & when paid to the Hon'ble Commission and publication expenses from the beneficiaries. iv) Allow reimbursement of Ash Transportation Charges directly from the beneficiaries quarterly on net basis. v) Allow the recovery of pay/wage revision as additional O&M over and above the normative O&M. vi) Pass any other order as it may deem fit in the circumstances mentioned above.				
4	Respondents:	Six (6) no. respondents			
	Name of Respondents				
	MSEDCL		Electricity Deptt, Goa		
	GUVNL		DNHDDPDCL		
	MPPMCL		CSPDCL		
5	Project Scope				
		2024-25	2025-26	2026-27	2027-28
	Cost				
	Commissioning				
	Claim				
	AFC (in Rs Lakh)	189293.68	193355.20	197039.40	200202.08
	Capital cost (in Rs Lakh)	9,72,215.67	9,78,111.67	9,80,160.24	9,80,660.24
	Initial spare				
	NAPAF (Gen)			85%	
	Any Specific				

APPENDIX-IA

SUPPLEMENTARY TARIFF FILING FORMS (THERMAL)

FOR DETERMINATION OF SUPPLEMENTARY TARIFF OF

Sipat Super Thermal Power Station Stage-I

(For ECS- DeNOx System for 2024-29 Period)

Checklist of Main Tariff Forms and other information for supplementary tariff filing for Thermal Stations

Form No.	Title of Tariff Filing Forms (Thermal)	Tick
FORM- 1	Summary of Supplementary Tariff	✓
FORM -1 (I)	Statement showing claimed capital cost	✓
FORM -1 (II)	Statement showing Return on Equity	✓
FORM-2	Plant Characteristics	✓
FORM-3	Normative parameters considered for tariff computations	✓
FORM-3A	Statement showing O&M Expenses	✓
FORM-3B**	Statement of Special Allowance	NA
FORM- 4	Details of Foreign loans	NA
FORM- 4A	Details of Foreign Equity	NA
FORM-5	Abstract of Admitted Capital Cost for the existing Projects	NA
FORM- 6	Financial Package upto COD	NA
FORM- 7	Details of Project Specific Loans	NA
FORM- 8	Details of Allocation of corporate loans to various projects	NA
FORM-9A	Summary of Statement of Additional Capitalisation claimed during the period	✓
FORM-9	Statement of Additional Capitalisation after COD	✓
FORM- 10	Financing of Additional Capitalisation	NA
FORM- 11	Calculation of Depreciation on original project cost	✓
FORM- 12	Statement of Depreciation	✓
FORM- 13	Calculation of Weighted Average Rate of Interest on Actual Loans	***
FORM- 14	Draw Down Schedule for Calculation of IDC & Financing Charges	***
FORM- 15	Details of Fuel for Computation of Energy Charges	NA
FORM- Oi	Computation of Supplementary Energy Charges	✓
FORM- 16	Details of Reagent for Computation of Energy Charge Rate	NA
FORM-17	Details of Capital Spares	NA
FORM- 18	Non-Tariff Income	NA
FORM-19	Details of Water Charges	NA
FORM-20	Details of Statutory Charges	NA

PART-I

List of Supporting Forms / documents for supplementary tariff filing for Thermal Stations

Form No.	Title of Tariff Filing Forms (Thermal)	Tick
FORM-A	Abstract of Capital Cost Estimates	NA
FORM-B	Break-up of Capital Cost for Coal/Lignite based projects	✓
FORM-C	Break-up of Capital Cost for Gas/Liquid fuel based Projects	NA
FORM-D	Break-up of Construction/Supply/Service packages	✓
FORM-E	Details of variables , parameters , optional package etc. for New Project	NA
FORM-F	Details of cost over run	NA
FORM-G	Details of time over run	NA
FORM -H	Statement of Additional Capitalisation during end of the useful life	NA
FORM -I	Details of Assets De-capitalised during the period	NA
FORM -J	Reconciliation of Capitalisation claimed vis-à-vis books of accounts	NA
FORM -K	Statement showing details of items/assets/works claimed under Exclusions	NA
FORM-L	Statement of Capital cost	✓
FORM-M	Statement of Capital Woks in Progress	NA
FORM-N	Calculation of Interest on Normative Loan	✓
FORM-O	Calculation of Interest on Working Capital	✓
FORM-Oi	Additional Form	✓
FORM-P	Incidental Expenditure up to SCOD and up to Actual COD	NA
FORM-Q	Expenditure under different packages up to SCOD and up to Actual COD	NA
FORM-R	Actual cash expenditure	NA
FORM-S	Statement of Liability flow	✓
FORM-T	Summary of issues involved in the petition	✓

Summary of Supplementary Tariff (DeNOx System)

Name of the Petitioner:		NTPC Ltd.						
Name of the Generating Station:		Sipat Super Thermal Power Station Stage-I						
								Amount in Rs. Lakhs
S. No.	Particulars	Unit	Existing 2023-24 (9.10.23 to 31.03.2024)	2024-25	2025-26	2026-27	2027-28	2028-29
1	2	3	4	5				6
1.1	Depreciation	Rs Lakh	155.83	155.83	155.83	155.83	155.83	155.83
1.2	Interest on Loan	Rs Lakh	147.19	136.24	126.37	119.76	105.82	92.53
1.3	Return on Equity	Rs Lakh	128.74	130.35	130.35	130.35	130.35	130.35
1.4	Interest on Working Capital	Rs Lakh	9.48	9.61	9.63	9.71	9.66	9.67
1.5	O&M Expenses	Rs Lakh	60.40	63.57	66.91	70.42	74.12	78.01
	Total	Rs Lakh	501.63	495.60	489.08	486.06	475.77	466.39
								(Petitioner)

Name of the Petitioner: NTPC Ltd.
Name of the Generating Station: Sipat Super Thermal Power Station Stage-I

Amount in Rs. Lakhs

Statement showing claimed capital cost

S. No.	Particulars	2024-25	2025-26	2026-27	2027-28	2028-29
1	2	3	4			5
1	Opening Capital Cost	2951.25	2951.25	2951.25	2951.25	2951.25
2	Add: Addition during the year/period	0.00	0.00	0.00	0.00	0.00
3	Less: De-capitalisation during the year/period	0.00	0.00	0.00	0.00	0.00
4	Less: Reversal during the year / period	0.00	0.00	0.00	0.00	0.00
5	Add: Discharges during the year/ period	0.00	0.00	0.00	0.00	0.00
6	Closing Capital Cost	2951.25	2951.25	2951.25	2951.25	2951.25
7	Average Capital Cost	2951.25	2951.25	2951.25	2951.25	2951.25

Statement showing claimed capital cost eligible for RoE at rate at normal rate (A)

S. No.	Particulars	2024-25	2025-26	2026-27	2027-28	2028-29
1	2	3	4			5
1	Opening Capital Cost	0.00	0.00	0.00	0.00	0.00
2	Add: Addition during the year / period					
3	Less: De-capitalisation during the year / period					
4	Less: Reversal during the year / period					
5	Add: Discharges during the year / period					
6	Closing Capital Cost	0.00	0.00	0.00	0.00	0.00
7	Average Capital Cost	0.00	0.00	0.00	0.00	0.00

Statement showing claimed capital cost eligible for RoE at rate linked to SBI MCLR (B)

S. No.	Particulars	2024-25	2025-26	2026-27	2027-28	2028-29
1	2	3	4			5
1	Opening Capital Cost	2,951.25	2,951.25	2,951.25	2,951.25	2,951.25
2	Add: Addition during the year / period	-	-			-
3	Less: De-capitalisation during the year / period					
4	Less: Reversal during the year / period					
5	Add: Discharges during the year / period	-	-	-	-	-
6	Closing Capital Cost	2951.25	2951.25	2951.25	2951.25	2951.25
7	Average Capital Cost	2951.25	2951.25	2951.25	2951.25	2951.25

(Petitioner)

Name of the Petitioner:

NTPC Ltd.

Name of the Generating Station:

Sipat Super Thermal Power Station Stage-I

Statement showing Return on Equity at at rate linked to SBI MCLR

Amount in Rs. Lakhs

S. No.	Particulars	2024-25	2025-26	2026-27	2027-28	2028-29
1	2	3	4			5
	Return on Equity eligible for RoE at rate linked to SBI MCLR					
1	Gross Opening Equity (Normal)	885.37	885.37	885.37	885.37	885.37
2	Less: Adjustment in Opening Equity					
3	Adjustment during the year					
4	Net Opening Equity (Normal)	885.37	885.37	885.37	885.37	885.37
5	Add: Increase in equity due to addition during the year / period	-	-			-
7	Less: Decrease due to De-capitalisation during the year / period	-	-			-
8	Less: Decrease due to reversal during the year / period	-	-			-
9	Add: Increase due to discharges during the year / period	-	-			-
10	Net closing Equity (Normal)	885.37	885.37	885.37	885.37	885.37
11	Average Equity (Normal)	885.37	885.37	885.37	885.37	885.37
	Rate of ROE linked to SBI MCLR+350 basis	12.15%	12.15%	12.15%	12.15%	12.15%
12	Grossed up Rate of ROE with applicable tax rate	14.722%	14.722%	14.722%	14.722%	14.722%
13	Total ROE	130.35	130.35	130.35	130.35	130.35

(Petitioner)

Plant Characteristics

Name of the Petitioner	NTPC Ltd.		
Name of the Generating Station	Sipat Super Thermal Power Station Stage-I		
Unit(s)/Block(s)/Parameters	Unit-I	Unit-II	Unit-III
Installed Capacity (MW)	660	660	660
Environmental Regulation related features	Combustion Modification Package for controlling NOx emissions		
Reagent	NA		
Date of Operation for Tariff (ODe)	14-07-2022	09.10.2023	14.07.2022
Auxiliary Energy Consumption for emission control system (Design) (kW)*	NA		

(PETITIONER)

Normative parameters considered for supplementary tariff computations

Name of the Petitioner:		NTPC Ltd.					
Name of the Generating Station:		Sipat Super Thermal Power Station Stage-I					
							(Year Ending March)
Particulars	Unit	Existing 2023-24	2024-25	2025-26	2026-27	2027-28	2028-29
1	2	3	4	5	6	7	4
Base Rate of Return on Equity	%	12.00%	12.15%	12.15%	12.15%	12.15%	12.15%
Effective Tax Rate	%	17.47%	17.47%	17.47%	17.47%	17.47%	17.47%
Target Availability							
Peak Hours		85.00%	85.00%	85.00%	85.00%	85.00%	85.00%
Off-Peak Hours		85.00%	85.00%	85.00%	85.00%	85.00%	85.00%
Auxiliary Energy Consumption	%	6.25%	5.75%	5.75%	5.75%	5.75%	5.75%
Auxiliary Energy Consumption for emission control system (Design)	%	-	-	-	-	-	-
Rate of Interest on Working Capital	%	12.00%	11.90%	11.90%	11.90%	11.90%	11.90%
O&M Expenses	% of Capital Cost	2					
Maintenance Spares for WC	% of O&M	20.00%					
Receivables for WC	in Days	45					
							Petitioner

Calculation of O&M Expenses

Name of the Company :	NTPC Ltd.
Name of the Power Station :	Sipat Super Thermal Power Station Stage-I

Amount in Rs. Lakhs

S.No	Particulars	2024-25	2025-26	2026-27	2027-28	2028-29
1	2	3	4			5
1	O&M expenses under Reg.35(1)(7)					
1a	Normative O&M expenses- ECS	63.57	66.91	70.42	74.12	78.01
	Total O&M Expenses	63.57	66.91	70.42	74.12	78.01

(Petitioner)

Year wise Statement of Additional Capitalisation after COD

Name of the Petitioner	NTPC Ltd.				
Name of the Generating Station	Sipat Super Thermal Power Station Stage-I				
For Financial Year	2019-24 Summary				

Amount in Rs Lakh

Sl. No.	Head of Work /Equipment	ACE Claimed (Projected)				
		2024-25	2025-26	2026-27	2027-28	2028-29
1	2	3	4	5	6	7
1	Combustion Modification System Unit 1	-	-	-	-	-
2	Combustion Modification System Unit 2	-	-	-	-	-
Total Add Cap		-	-	-	-	-
5	Discharge of Liabilities	-	-	-	-	-
Total Add. Cap. Claimed including discharge of liabilities		-	-	-	-	-

(Petitioner)

Year wise Statement of Additional Capitalisation after COD

Name of the Petitioner	NTPC Ltd.
Name of the Generating Station	Sipat Super Thermal Power Station Stage-I
For Financial Year	2024-25

Amount in Rs Lakh

Sl. No.	Head of Work /Equipment	Accrual basis as per IGAAP	ACE Claimed (Projected)			Regulations under which claimed	Justification	Admitted Cost by the Commission, if any
			Un-discharged Liability included in col. 3	Cash basis	IDC included in col. 3			
1	2	3	4	5= (3-4)	6	7	8	9
1	Combustion Modification System Unit 1							
2	Combustion Modification System Unit 2							
3	Discharge of liabilities			-				
	Total	-	-	-	-			

(Petitioner)

Year wise Statement of Additional Capitalisation after COD

Name of the Petitioner	NTPC Ltd.
Name of the Generating Station	Sipat Super Thermal Power Station Stage-I
For Financial Year	2025-26

Amount in Rs Lakh

Sl. No.	Head of Work /Equipment	ACE Claimed (Projected)				Regulations under which claimed	Justification	Admitted Cost by the Commission, if any
		Accrual basis as per IGAAP	Un-discharged Liability included in col. 3	Cash basis	IDC included in col. 3			
1	2	3	4	5= (3-4)	6	7	8	9
1	Combustion Modification System Unit 1							
2	Combustion Modification System Unit 2							
3	Discharge of liabilities					25(1)(f)	Discharge of liabilities of works already admitted/ claimed. Hon'ble Commission may be pleased to allow the same	
	Total	-	-	-	-			

(Petitioner)

Year wise Statement of Additional Capitalisation after COD

Name of the Petitioner	NTPC Ltd.
Name of the Generating Station	Sipat Super Thermal Power Station Stage-I
For Financial Year	2026-27

Amount in Rs Lakh

Sl. No.	Head of Work /Equipment	ACE Claimed (Projected)				Regulations under which claimed	Justification	Admitted Cost by the Commission, if any
		Accrual basis as per IGAAP	Un-discharged Liability included in col. 3	Cash basis	IDC included in col. 3			
1	2	3	4	5= (3-4)	6	7	8	9
1	Combustion Modification System Unit 1							
2	Combustion Modification System Unit 2							
3	Discharge of liabilities			-				
	Total	-	-	-	-			

(Petitioner)

Year wise Statement of Additional Capitalisation after COD

Name of the Petitioner	NTPC Ltd.
Name of the Generating Station	Sipat Super Thermal Power Station Stage-I
For Financial Year	2027-28

Amount in Rs Lakh

Sl. No.	Head of Work /Equipment	ACE Claimed (Projected)				Regulations under which claimed	Justification	Admitted Cost by the Commission, if any
		Accrual basis as per IGAAP	Un-discharged Liability included in col. 3	Cash basis	IDC included in col. 3			
1	2	3	4	5= (3-4)	6	7	8	9
1	Combustion Modification System Unit 1							
2	Combustion Modification System Unit 2							
3	Discharge of liabilities			-				
	Total	-	-	-	-			

(Petitioner)

Year wise Statement of Additional Capitalisation after COD

Name of the Petitioner	NTPC Ltd.
Name of the Generating Station	Sipat Super Thermal Power Station Stage-I
For Financial Year	2028-29

Amount in Rs Lakh

Sl. No.	Head of Work /Equipment	ACE Claimed (Projected)				Regulation s under which claimed	Justification	Admitted Cost by the Commission, if any
		Accrual basis as per IGAAP	Un-discharged Liability included in col. 3	Cash basis	IDC include d in col. 3			
1	2	3	4	5= (3-4)	6	7	8	9
1	Combustion Modification System Unit 1							
2	Combustion Modification System Unit 2							
3	Discharge of liabilities							
	Total	-	-	-	-			

(Petitioner)

PART-I FORM- 11				
Calculation of Depreciation				
Name of the Petitioner		NTPC		
Name of the Generating Station		Sipat Super Thermal Power Station Stage-I		
Amount in Rs Lakh				
Sl.No.	Name of the Assets1	Depreciation Rates as per CERC's Depreciation Rate Schedule	Gross Block as on 01.04.2024	Depreciation
1	Land-Free Hold	0.00%		0.00
2	Plant & Machinery	5.28%	2,951.25	155.83
3	Cooling Towers & CW System.	5.28%		0.00
4	Air conditioning	5.28%		0.00
5	Chimney	5.28%		0.00
6	Main Plant Building	3.34%		0.00
7	Ash Dyke/Disposal Area	5.28%		0.00
8	S-Yard	5.28%		0.00
9	Raw Water Reservoir	5.28%		0.00
10	MGR & Wagons	5.28%		0.00
11	Locomotive	9.50%		0.00
12	Residential Building	3.34%		0.00
13	Water Treatment Plant	5.28%		0.00
14	Spares	5.28%		0.00
15	Furniture & Fixtures, OFFICE EQUIPMENT	6.33%		0.00
16	Other MBOAs / T&Ps.	6.33%		0.00
17	EDP, WP & SATCOM.	15.00%		0.00
18	Construction equipment	5.28%		0.00
19	Temp. Constructions	100.00%		0.00
20	Central Repair/Workshop	5.28%		0.00
21	Road/Bridge	3.34%		0.00
22	Software	15.00%		0.00
23	Water Supply drainage	5.28%		0.00
24	5 Km Scheme	5.28%		0.00
25	Hospital Equipment	5.28%		0.00
26	Vehicle	9.50%		0.00
	Total		2,951.25	155.83
	Weighted Average Rate of Depreciation (%)			5.2800%
Petitioner				

Statement of Depreciation

Name of the Company :	NTPC Ltd.					
Name of the Power Station :	Sipat Super Thermal Power Station Stage-I					

(Amount in Rs Lakh)

S. No.	Particulars	Existing 2023-24 (9.10.23 to 31.03.2024)	2024-25	2025-26	2026-27	2027-28	2028-29
1	2	4	5				6
1	Opening Capital Cost	2,951.25	2,951.25	2,951.25	2,951.25	2,951.25	2,951.25
2	Closing Capital Cost	2,951.25	2,951.25	2,951.25	2,951.25	2,951.25	2,951.25
3	Average Capital Cost	2,951.25	2,951.25	2,951.25	2,951.25	2,951.25	2,951.25
4	Freehold land						
5	Rate of depreciation (%)	5.28%	5.28%	5.28%	5.28%	5.28%	5.28%
6	Depreciable value	2,656.12	2,656.12	2,656.12	2,656.12	2,656.12	2,656.12
8	Remaining depreciable value	2,527.63	2,453.12	2,297.29	2,141.47	1,985.64	1,829.82
9	Depreciation (for the period)	74.51	155.83	155.83	155.83	155.83	155.83
10	Depreciation (annualised)	155.83	155.83	155.83	155.83	155.83	155.83
11	Cumulative depreciation at the end of the period	203.00	358.83	514.66	670.48	826.31	982.13
12	Less: Cumulative depreciation adjustment on account of un-discharged liabilities deducted as on 01.04.2009	-	-	-	-	-	-
13	Add: Cumulative depreciation adjustment on account of liability Discharge	-	-	-	-	-	-
14	Less: Cumulative depreciation adjustment on account of de-capitalisation	-	-	-	-	-	-
12	Net Cumulative depreciation at the end of the period after adjustments	203.00	358.83	514.66	670.48	826.31	982.13

* Shall be provided at true-up.

(Petitioner)

Statement of Capital cost

Name of the Petitioner	NTPC Limited
Name of the Generating Station	Sipat Super Thermal Power Station Stage-I
COD	01.01.2009
For Financial Year	2024-29

(Rs Lakh)

Sl. No.	Particulars	2024-25			2025-26			2026-27			2027-28			2028-29		
		Accrual Basis	Un-discharged Liabilities	Cash Basis	Accrual Basis	Un-discharged Liabilities	Cash Basis	Accrual Basis	Un-discharged Liabilities	Cash Basis	Accrual Basis	Un-discharged Liabilities	Cash Basis	Accrual Basis	Un-discharged Liabilities	Cash Basis
A	a) Opening Gross Block Amount as per books	2,951.25	-	2951.25	SHALL BE PROVIDED AT TRUE-UP.											
	b) Amount of IDC in A(a) above	-	-	-												
	c) Amount of FC in A(a) above	-	-	-												
	d) Amount of FERV in A(a) above	-	-	-												
	e) Amount of Hedging Cost in A(a) above	-	-	-												
	f) Amount of IEDC in A(a) above	-	-	-												
B	a) Addition in Gross Block Amount during the period (Direct purchases)	SHALL BE PROVIDED AT TRUE-UP.														
	b) Amount of IDC in B(a) above															
	c) Amount of FC in B(a) above															
	d) Amount of FERV in B(a) above															
	e) Amount of Hedging Cost in B(a) above															
	f) Amount of IEDC in B(a) above															
C	a) Addition in Gross Block Amount during the period (Transferred from CWIP)	SHALL BE PROVIDED AT TRUE-UP.														
	b) Amount of IDC in C(a) above															
	c) Amount of FC in C(a) above															
	d) Amount of FERV in C(a) above															
	e) Amount of Hedging Cost in C(a) above															
	f) Amount of IEDC in C(a) above															
D	a) Deletion in Gross Block Amount during the period	SHALL BE PROVIDED AT TRUE-UP.														
	b) Amount of IDC in D(a) above															
	c) Amount of FC in D(a) above															
	d) Amount of FERV in D(a) above															
	e) Amount of Hedging Cost in D(a) above															
	f) Amount of IEDC in D(a) above															
E	a) Closing Gross Block Amount as per books	SHALL BE PROVIDED AT TRUE-UP.														
	b) Amount of IDC in E(a) above															
	c) Amount of FC in E(a) above															
	d) Amount of FERV in E(a) above															
	e) Amount of Hedging Cost in E(a) above															
	f) Amount of IEDC in E(a) above															

(Petitioner)

Calculation of Interest on Normative Loan

Name of the Company :

Name of the Power Station :

(Amount in Rs Lakh)

S. No.	Particulars	Existing 2023-24 (9.10.23 to 31.03.2024)	2024-25	2025-26	2026-27	2027-28	2028-29
1	2	4	5				6
1	Gross Normative loan – Opening	2,065.87	2,065.87	2,065.87	2,065.87	2,065.87	2,065.87
2	Cumulative repayment of Normative loan up to previous year	128.50	203.00	358.83	514.66	670.48	826.31
3	Net Normative loan – Opening	1,937.38	1,862.87	1,707.04	1,551.22	1,395.39	1,239.57
4	Add: Increase due to addition during the year / period	-	-	-	-	-	-
5	Less: Decrease due to de-capitalisation during the year / period	-	-	-	-	-	-
6	Less: Decrease due to reversal during the year / period						
7	Add: Increase due to discharges during the year / period	-	-	-	-	-	-
8	Less: Repayment of Loan	74.51	155.83	155.83	155.83	155.83	155.83
9	Net Normative loan - Closing	1,862.87	1,707.04	1,551.22	1,395.39	1,239.57	1,083.74
10	Average Normative loan	1,900.12	1,784.96	1,629.13	1,473.30	1,317.48	1,161.65
11	Weighted average rate of interest	7.7462%	7.633	7.757	8.129	8.032	7.966
12	Interest on Loan	147.19	136.24	126.37	119.76	105.82	92.53

(Petitioner)

Calculation of Interest on Working Capital

Name of the Company :		NTPC Ltd.						
Name of the Power Station :		Sipat Super Thermal Power Station Stage-I						
								(Amount in Rs Lakh)
S. No.	Particulars		Existing 2023-24 (9.10.23 to 31.03.2024)	2024-25	2025-26	2026-27	2027-28	2028-29
1	2		4	5				6
1	Cost of Limestone/Reagent toward stock	20 days	-	-	-	-	-	-
2	Cost of Limestone/Reagent toward generation	30 days	-	-	-	-	-	-
3	Receivables	45 days	61.85	61.10	60.30	59.93	58.50	57.50
4	O & M Expenses	1 month	5.03	5.30	5.58	5.87	6.18	6.50
5	Maintenance Spares	@20%	12.08	12.71	13.38	14.08	14.82	15.60
6	Total Working Capital	Rs. Lakh	78.96	79.11	79.25	79.88	79.50	79.60
7	Rate of Interest	%	12.00%	12.15%	12.15%	12.15%	12.15%	12.15%
8	Interest on Working Capital	Rs. Lakh	9.48	9.61	9.63	9.71	9.66	9.67
								Petitioner

Summary of issue involved in the petition

Name of the Company :		NTPC Ltd.
Name of the Power Station :		Sipat Super Thermal Power Station Stage-I
1	Petitioner:	NTPC Ltd.
2	Subject	Determination of Supplementary Tariff (for DeNOx System) for 2019-24 period
3	Prayer: i) Approve Supplementary Tariff of Sipat Stage-I for the tariff period from the date of capitalization of the DeNOx scheme for period 01.04.2024 to 31.03.2029.	
4	Respondents	
Name of Respondents		
1.MSEDCL, Maharashtra		
2.GUVNL, Gujarat		
3.MPPMCL, Madhya Pradesh		
4. CSPDCL, Chhattisgarh		
5.Elctricity Deptt, Goa		
6.DNHDDPDCL		
5	Project Scope	
	Cost	2951.25
	Commissioning	
	Claim	2951.25
	AFC	
	Capital cost	2951.25
	Initial spare	-
	NAPAF (Gen)	85%
	Any Specific	-
(Petitioner)		



CHHATTISGARH ENVIRONMENT CONSERVATION BOARD
Paryavas Bhawan, North Block, Sector - 19,
Nava Raipur Atal Nagar, District - Raipur (C.G.)
e-mail - hocecb@gmail.com

No. 6025/TS/CECB/2023

Nava Raipur Atal Nagar, Dated : 26/10/2023

To,

General Manager,
M/s National Thermal Power Corporation Limited,
Sipat Super Thermal Power Project,
P.O.-Sipat,
District- Bilaspur (C.G.) 495 558

Sub: - Renewal of the consent of the Board under section 25 of the Water (Prevention and Control of Pollution) Act, 1974 and under section 21 of the Air (Prevention and Control of Pollution) Act, 1981.

- Ref: -
1. Consent of the Board issued under section 25 of the Water (Prevention and Control of Pollution) Act, 1974 vide letter no. 6295/TS/CECB/2011 Raipur, dated 07/02/2011 and under section 21 of the Air (Prevention and Control of Pollution) Act, 1981 vide letter no. 6297/TS/CECB/2011 Raipur, dated 07/02/2011 for Sipat Super Thermal Power Project (Stage-1, Unit No.-1, 1 x660 MW).
 2. Consent of the Board issued under section 25 of the Water (Prevention and Control of Pollution) Act, 1974 vide letter no. 5487/TS/CECB/2011 Raipur, dated 14/12/2011 and under section 21 of the Air (Prevention and Control of Pollution) Act, 1981 vide letter no. 5489/TS/CECB/2011 Raipur, dated 14/12/2011 for Sipat Super Thermal Power Project (Stage-1, Unit No.-2, 1 x660 MW).
 3. Consent of the Board issued under section 25 of the Water (Prevention and Control of Pollution) Act, 1974 vide letter no. 507/TS/CECB/2012 Raipur, dated 03/05/2012 and under section 21 of the Air (Prevention and Control of Pollution) Act, 1981 vide letter no. 509/TS/CECB/2012 Raipur, dated 03/05/2012 for Sipat Super Thermal Power Project (Stage-1, Unit No.-3, 1 x660 MW)
 4. Last renewal of the Board issued under section 25 of the Water (Prevention and Control of Pollution) Act, 1974 vide letter no. 55/TS/CECB/2018 Naya Raipur, dated: 03/04/2018 and under section 21 of the Air (Prevention and Control of Pollution) Act, 1981 vide letter no. 6715/TS/CECB/2021 Nava Raipur Atal Nagar, Dated : 20/12/2021.
 5. Your online application no. 13174088, dated: 08/08/2023 and subsequent correspondence ending dated: 09/09/2023.

---: 00 :---

With reference to your above application, consents under section 25 of the Water (Prevention and Control of Pollution) Act, 1974 and under section 21 of

the Air (Prevention and Control of Pollution) Act, 1981 are hereby renewed for period of two years from 01/12/2023 to 30/11/2025, subject to the fulfillment of the terms and conditions incorporated in the water consent letter no. 6295/TS/CECB/2011 Raipur, dated 07/02/2011, 5487/TS/CECB/2011 Raipur, dated 14/12/2011, 507/TS/CECB/2012 Raipur, dated 03/05/2012 and air consent letter no. 6297/TS/CECB/2011 Raipur, dated 07/02/2011, 5489/TS/CECB/2011 Raipur, dated 14/12/2011, 509/TS/CECB/2012 Raipur, dated 03/05/2012 and subsequent renewal(s)/amendment(s) issued by the Board and additional conditions mentioned below.

This renewal of consent is valid for production capacity of :-

Name	Production Capacity
Thermal Power Plant (Stage-I, Unit No. - 1, 2 and 3)	3 x 660 Megawatt (Three into Six Hundred Sixty Megawatt)

Note:-

This renewal of consent is being granted to the industry without prejudice to the proceeding pending in the Hon'ble Court of Law. This renewal of consent in no way to be taken as measure of proof that industry has not violated any related pollution laws at any time in past. Hence, what-ever decision taken by Hon'ble Court shall be binding on the industry.

Additional Conditions

A. Water (Prevention and Control of Pollution) Act, 1974

1. Industry shall operate and maintain the effluent (industrial / domestic) treatment system effectively and regularly. No effluent shall be discharged from ash dyke / low-lying area. Industry shall ensure treated effluent quality within the standards prescribed by Board published in Gazette Notification dated 25.03.88. The treated effluent shall be utilized in plant operations or for plantation within premises. Industry shall not discharge any treated / untreated effluent into the river or any surface water bodies. No effluent shall be discharged outside of the factory premises in any circumstances; hence, zero discharge condition shall be maintained at all the time.
2. Industry shall make arrangements like installation of digital water meter separately for underground as well as surface water, reuse of non potable water etc. as per NGT order dated 15/11/2022 on OA no. 392/2022 for use of water.
3. Industry shall ensure 100% utilization of fly ash, bottom ash and legacy ash (unutilized accumulated ash) as per provisions of notification dated 31/12/2021 and amended notification dated 30/12/2022 issued by MoEF & CC regarding utilization of ash.
4. Industry shall ensure compliance of provisions regarding use of fuel issued by Ministry of Environment, Forest and Climate Change, Government of India vide notification G.S.R. 02 (E) dated 02/01/2014.
5. Industry shall ensure compliance of emission norms and water consumption standards prescribed by Ministry of Environment, Forest and Climate Change, Government of India vide notification S.O. 3305 (E) dated 07/12/2015. Industry shall ensure compliance of direction issued by Central Pollution Control Board, Delhi in this regard.

6. All internal roads shall be maintained black topped (pucca). Good housekeeping practices shall be adopted by the industry.
7. Industry shall ensure transportation of fuel and solid wastes (ash) etc. through mechanically covered vehicle.
8. Industry shall enhance the capacity of rain water harvesting structures to recharge ground water also submit report of total rain water harvested per year.
9. All the solid waste sludge, garbage, plastic etc shall be disposed of in environment friendly manner as per rule.
10. Roads shall be cleaned regularly. Dust, muck and sludge collected from roads shall be disposed properly.
11. Industry shall comply with the provision of Hazardous and Other Wastes (Management and Transboundary Movement) Rules, 2016 (as amended upto date).
12. Industry shall use fly ash brick, fly ash block and fly ash based products in the construction/repairing activities.
13. Wide green belt of broad leaf local species shall be developed along the plant premises and ash dyke area. As far as possible maximum area of open spaces shall be utilized for plantation purposes. Green belt / plantation shall be developed within and around the plant premises in at-least 33% of area total plant area. Industry shall carry out extensive tree plantation in next monsoon season.
14. Industry shall follow the terms and conditions stipulated in the Chhattisgarh Environment Conservation Board's order no. 7261/TS/CECB/2015, Raipur dated 06/02/2015. In case of non compliance of any terms and conditions mentioned above or mentioned in the above order, this renewal of the consent may be cancelled.
15. Industry shall submit Environment Statement to this Board as per provision of Environment (Protection) amendment Rule, 1993 for the previous year ending 31st March on or before 30th September every year.
16. This renewal of consent is being issued under the "Scheme of Renewal of Consent Based on Self-Certification" of the Board issued vide office order no. 5937 dated 29/01/2018 as per self certification submitted by authorized signatory Mr. N. Srinivasa Rao, Executive Director Manager, M/s National Thermal Power Corporation Limited, Sipat Super Thermal Power Project, P.O.-Sipat, District- Bilaspur (C.G.).
17. Chhattisgarh Environment Conservation Board reserves the rights to revoke the consent / renewal of consent at any time for any violation/non-compliance.
18. In case, if the capital investment is increased by such amount that the total investment exceeds the range for which renewal fees has been paid, the industry shall have to pay the difference amount of renewal fees for the corresponding block years.
19. In case, the prescribed fee payable is amended in future, the industry shall be liable to pay the difference amount for corresponding block years.

B. Air (Prevention and Control of Pollution) Act, 1981

1. Industry shall operate and maintain the existing pollution control systems effectively and regularly to ensure the emission of particulate matter less than 50 mg/Nm³ all the time. Industry shall also maintain the ambient air

- quality within the factory premises within prescribed limits. Effective steps shall be taken to control fugitive emission inside the factory premises.
2. Ambient air quality within premises shall be within latest prescribed limit.
 3. Industry shall comply with the emission norms for SO₂ and NO_x within time limit as prescribed by MoEF&CC Notification dated 31/03/2021. (as amended upto date).
 4. Industry shall ensure 100% utilization of fly ash, bottom ash and legacy ash (unutilized accumulated ash) as per provisions of notification dated 31/12/2021 and amended notification dated 30/12/2022 issued by MoEF & CC regarding utilization of ash.
 5. All the solid waste sludge, garbage, plastic etc shall be disposed of in environment friendly manner as per rule.
 6. Roads shall be cleaned regularly. Dust, muck and sludge collected from roads shall be disposed properly.
 7. Industry shall comply with the provision of Hazardous and Other Wastes (Management and Transboundary Movement) Rules, 2016 (as amended upto date).
 8. Industry shall ensure compliance of provisions regarding use of fuel issued by Ministry of Environment, Forest and Climate Change, Government of India vide notification G.S.R. 02 (E) dated 02/01/2014.
 9. All internal roads shall be maintained black topped (pucca). Good housekeeping practices shall be adopted by the industry.
 10. Industry shall ensure transportation of fuel and solid wastes (ash) etc. through mechanically covered vehicle.
 11. Industry shall use fly ash brick, fly ash block and fly ash based products in the construction/repairing activities.
 12. Wide green belt of broad leaf local species shall be developed along the plant premises and ash dyke area. As far as possible maximum area of open spaces shall be utilized for plantation purposes. Green belt / plantation shall be developed within and around the plant premises in at-least 33% of area total plant area. Industry shall carry out extensive tree plantation in next monsoon season.
 13. Industry shall follow the terms and conditions stipulated in the Chhattisgarh Environment Conservation Board's order no. 7261/TS/CECB/2015, Raipur dated 06/02/2015. In case of non compliance of any terms and conditions mentioned above or mentioned in the above order, this renewal of the consent may be cancelled.
 14. Industry shall submit Environment Statement to this Board as per provision of Environment (Protection) amendment Rule, 1993 for the previous year ending 31st March on or before 30th September every year.
 15. This renewal of consent is being issued under the "Scheme of Renewal of Consent Based on Self-Certification" of the Board issued vide office order no. 5937 dated 29/01/2018 as per self certification submitted by authorized signatory Mr. N. Srinivasa Rao, Executive Director Manager, M/s National Thermal Power Corporation Limited, Sipat Super Thermal Power Project, P.O.-Sipat, District- Bilaspur (C.G.).
 16. Chhattisgarh Environment Conservation Board reserves the rights to revoke the consent / renewal of consent at any time for any violation/non-compliance.

17. In case, if the capital investment is increased by such amount that the total investment exceeds the range for which renewal fees has been paid, the industry shall have to pay the difference amount of renewal fees for the corresponding block years.
18. In case, the prescribed fee payable is amended in future, the industry shall be liable to pay the difference amount for corresponding block years.
Please acknowledge the receipt of this letter.

For & on behalf of
Chhattisgarh Environment Conservation Board

Member Secretary

Chhattisgarh Environment Conservation Board
Nava Raipur Atal Nagar, Raipur (C.G.)

Endt. No. 6026/TS/CECB/2023

Nava Raipur Atal Nagar, Dated: 26/10/2023

Copy to: -

Regional Officer, Regional Office, Chhattisgarh Environment Conservation Board, Bilaspur (C.G.). Please ensure compliance and report, if any condition/conditions are violated by the industry.

-Sd/-

Member Secretary

Chhattisgarh Environment Conservation Board
Nava Raipur Atal Nagar, Raipur (C.G.)



INTER OFFICE

MEMO

FROM: CTF (S.R.V.N)

TO: SH R KANNAN
DGM (CIVIL)
Sipat STPP

REF : CC:PEC/9518:319A/RWR/01

CC: GM (PE-Civil)
GM SIPAT

DATE: 28 Sept. 2010

SUB : Sipat STPP, Stage-I (3X660 MW) –
Raw Water Reservoir Package

Seepage problems were reported by site in the Stage-I Part-II reservoir in January 2009. A team from Engg. visited site to inspect the reservoir in January 2009. Engg. requested site to empty the reservoir locally to facilitate inspection and to examine the condition of lower portion of upstream embankment & reservoir bed. Engg also provided a sketch giving a scheme in March 2009 for emptying the reservoir locally by providing temporary bund. Site intimated in April 2010 that they have got the reservoir emptied based on the scheme furnished by Engg. A team from Engg. again visited site along with consultant prof. T Ramamurthy in June 2010 and inspected & examined the condition of the reservoir. Upon review of the condition of the reservoir, the consultant, Prof. T Ramamurthy has submitted a report on the site visit and rectification & remedial measures required to be carried out in the distressed areas of the reservoir. The copy of this report is enclosed herewith which may be followed for the rectification activities.

C.K.Sharma

(For P K MONDAL)

Signature
Not Verified

Digitally signed by
Sanjay Saini
Date: 2010.09.28
19:22:07 +05'30'
Reason: CAT catrel
Location: NTPCEOC



NATIONAL THERMAL POWER CORPORATION LTD.
(ENGINEERING DIVISION)

Engineering Office Complex
Sector 24, NOIDA. 201301
Ph.: 011-8536333, FAX: 011-8536136

REF. NO. CC:PEC:9518:319A/RWR/01

DATE : 28/09/2010

FROM :

TO :

CTF (S.R.V.N)	1. DGM SIPAT CC: 1. GM PE CIVIL 2. GM SIPAT
---------------	---

SUB: Sipat STPP, Stage-I (3X660MW)- Raw Water Reservoir Package

Please find enclosed following drawings/documents for necessary action at your end as indicated in purpose code:

Sl. No.	Doc. No. (as given by NTPC)	Rev	Drg. Title	No. of Copies	Purpose Code	Remarks
1.	-	-	IOM Ref No. CC:PEC/9518:319A/RWR/01	1	-	
2.	-	-	A report by Prof.T Ramamurthy on site visit regarding the seepage issue of raw water reservoir at Sipat STPP	1	5	For construction purpose

Transmittal Purpose Code

- | | |
|--|---|
| 1. Approved in Category-I | 6. For your comments |
| 2. Approved in Category-II with Comments, re-submit. | 7. Revised as per your comments |
| 3. Not Approved Re-Submit, Category-III | 8. For Your Approval |
| 4. Approved in Category-IV (For information only) | 9. For Your Information |
| 5. Released for Fabrication/Construction | 10. As built |
| | 11. Others (Specify in remarks column). |

Note :- All previous revisions shall be destroyed marked "superseded".

Date : 28/09/2010

Signature : C.K.Sharma
Name : P K MONDAL
Designation : **AGM (CTF,Sipat)**



T. RAMAMURTHY

B.E. (Gen.), M.E. (I Sc.), Ph.D. (IIT Delhi),
FIE, FIGS, FIUWAJ, MISSMGE, MISPM, MISTE,
MCSI, MISEG, MITA, MCEAI, C. Engg., D.Civ. Engg. (Hoo.)

Formerly Professor, IIT Delhi

Res. : 42A, Pocket A,
Sukhdev Vihar, New Delhi-110025
Phone : 011-26318519
Email : angrongtech@rediffmail.com
Fax : 91-11-25893152

Date : 22/09/2010

Dear Shri Ramkumar ji,

I am herewith enclosing the Report on the site visit to the Raw water Reservoir at Sipat STPP regarding the seepage through the embankment, in the final format.

This is being submitted for your information and action as you deem it fit.

With regards

Yours Sincerely

T. Ramamurthy
22/9/10

Shri H K Ramkumar,
Addl. G.M. (Civil),
NTPC, NOIDA.

**A REPORT BY PROF.T RAMAMURTHY ON SITE VISIT REGARDING THE
SEEPAGE ISSUE OF RAW WATER RESERVOIR AT SIPAT STPP**

1.0 Introduction

1.1 Upon request from NTPC, a site visit to Sipat STPP was made by me along with Shri H K Ramkumar, Addl. GM (Civil) and Dr.D N Naresh, Addl. G.M (Civil) of NTPC on 22nd and 23rd of June 2010 to inspect the reported seepage problems in raw water reservoirs. It is understood that the first filling of the reservoir Part-II was carried out in January 2009 and heavy seepage through the embankment of reservoir was reported to have been observed at a few places on the down stream slope. Subsequently, filling of reservoir was stopped and water level in the reservoir was reduced to avoid any damage to the embankments.

2.0 Observations during site visit

2.1 At various locations along the upstream slope of the reservoir (Part-II), depressions were observed indicating subsidence of the sloping surface. The surface concrete tiles have got dislocated at several places. (Refer Photo No-01 & 02).

2.2 At three locations, where very perceptible depressions were observed, when the concrete tiles were removed, hollowness was felt under the HDPE lining. After cutting some portion of HDPE lining, hardly any sand layer was



observed which was supposed to be 300mm thick under the HDPE lining. (Refer Photo No-03, 04 & 05).

- 2.3 Dewatering at the toe of the upstream slope (near the intake) was done by building a small coffer dam to assess the condition of lining on slope & bottom. The surface concrete tiles were also found dislodged from their original positions. It was not possible to examine the toe condition at the above area due to the presence of some depth of water and slush. (Refer Photo No-06).
- 2.4 Settlement of road on the embankment was observed due to the subsidence of the embankment. A longitudinal crack along the road was also observed near the intake structure.
- 2.5 Rectification of a badly damaged portion on the upstream slope near the intake structure was in progress by NTPC site to restore the slope to its original profile. It was mentioned by NTPC site that the HDPE liner was found punctured at few places in the above damaged area. The depression was filled back by compacted earth, re-installation of the HDPE liner was carried out, in situ concreting with PCC was done and installation of concrete tiles was being done to conform to the general surface of the slope. This damaged area was about 10 Sqm. Some rectification work was carried out around the intake structure as well. (Refer Photo No-07)

2.6 The tucked portion of the HDPE liner at the edge of the road on the embankment was dug and exposed and found to be in good shape. The portion between the top edge tiles and the edge of the road was not provided with any protective covering/treatment to prevent any rain water seeping underneath the tiles and liner as well (Refer Photo No-08). At some places the top edge tiles were also found dislocated.

2.7 Stone pitching on the downstream slope was also removed at a location to examine the boulder layers in the embankment. In the boulder layers, boulders of size up to 500mm were found with soil layer on top & bottom of the boulder layers as indicated in the construction drawings.

2.8 Around the outlet of reservoir Part-II connecting to Part-I reservoir, subsidence of the upstream slope had taken place with dislodging of the concrete tiles. Heavy seepage was also reported to have been observed here during the first filling of the reservoir (Part-II).

2.9 A visit to the live reservoir (in operation) also showed dislodging of the surface concrete tiles at few locations exposing the HDPE lining with hollowness underneath.

3.0 Comments on Embankment Construction

On the basis of the information gathered from NTPC site, the following aspects emerge:

- 3.1 The embankment was constructed in alternate layers of stones (boulders) upto 500 mm size and compacted earth layers of similar thickness. With this arrangement, it is likely that the desired earth compaction in the embankment might not have been achieved. Earth in voids between boulders might have been loose and could have allowed seepage with washing out of the earth material. This would have lead to subsidence, as has been observed in some stretches of the embankment. Due to subsidence, the compacted layer of earth is likely to crack-up. With the HDPE liner punctured at few places and water getting access at these locations, there could have been seepage through the embankment. With increasing depth of water, seepage may be aggravated.

- 3.2 Even though the up-stream slope of the embankment is flat (2.5 H to 1 V), retaining sand layer in position may not be possible with the punctured HDPE liner during lowering of the reservoir level. The water pressure built underneath the liner in the sand layer will exert upward pressure resulting lifting of flexible liner and the tiles to make the movement of sand easy downward. Sand if not confined and contained is likely to flow easily. With greater length down the slope face, the concrete tiles layer tend to buckle

more i.e. with increasing height of embankment. This is what has been observed in the deepest portion of the reservoir.

- 3.3 Since the reservoir bed is rocky with horizontal bedding even if it is fissured, the seepage may be negligible. Even this could be prevented by only clay layer without the sand layer which cannot be retained while rolling a clay layer on its top. A few random field permeability tests on rock surface at fissured locations will always guide on the impervious nature of rock and the treatment to follow.
- 3.4 The foundation of the embankment is a rocky ground so a cut of trench of about 500 mm in depth will not be effective in controlling the seepage along the inter-surface of foundation and the embankment base. In such a situation, a masonry wall of at least 1.0 m height and 1.0 m thick all along the length in the embankment would have been desirable as it would have served as a key to control the seepage effectively along the inter-surface. The masonry wall will also help in preventing stretching of the base of the embankment even when the embankment is resting on rocky strata sloping towards the downstream. This is the usual practice of providing a masonry key or keys on rocky foundations for earth dams.

- 3.5 If the foundation material is earth and the embankment is to be constructed with available earths, judicious use of available earth can minimize seepage through embankment. If adequate clayey earth is available, heavy core connected to the reservoir clayey blanket would be very suitable. If hardly any clayey earth is available and is mostly gravelly, one may adopt a bituminous thin core backed by earth upstream and down stream. If HDPE liner is to be used it need to be contained under larger overburden than what is achieved with concrete-tile layer. Isolating grid partition of concrete tile layer may to some extent localize their buckling effect.
- 3.6 Whenever masonry structures, like the intakes/outlets, are incorporated, they are expected to be integrated with the surrounding water retaining earth structure with the provision of suitable keying works so that the seepage & piping action along with inter-surface of these structures is minimized/eliminated. More clayey earth (blended with some bentonite) may be adopted with proper compaction to control seepage along the inter-surfaces.
- 3.7 Whenever a crack (perceptible) appears longitudinally in a water retaining earth structure, above water level, it should be monitored and filled with clayey (with some bentonite) paste/thick slurry, so that rain water does not enter to accelerate the propagation of the crack. It should be made sure that the crack is patched up fully in more than one operation.

- 3.8 Whenever a clay blanket is provided in the reservoir, it should be properly tucked into the HDPE liner arrangement or overlapped over the HDPE liner up to the upstream toe and not just make a contact with HDPE termination point at the upstream toe.
- 3.9 Whatever distress has taken place during the first filling attempt i.e 1.3 m below the full reservoir level, one may expect some more subsidence in the slopes and embankment in the subsequent fillings as well. It is not known from where all the places, water is likely to seep through the embankment. One has to treat this to some extent as recurring activity of restoration till the system stabilizes.
- 3.10 Since the cross-section of the embankment for reservoir constructed at Sipat is heavy, there is no danger to the stability of slopes at present.

4.0 Action plans for restoration of embankment

It is proposed that a thorough inspection of all the reservoirs shall be carried out at site for defects like depression in upstream slope deformation, dislocation of concrete tiles, loss of pointing in tiles, puncturing of HDPE liner, cracks on the road, slippage of stone pitching in downstream side, seepage in downstream side in the embankment, any subsidence around

the concrete structures at inlet & interconnection of Part-I & Part-II reservoirs. All such defects be identified and marked before taking up rectification works.

4.1 Rectification measures of general nature to be undertaken on case to case basis as per the nature of distress:

4.1.1 Wherever large depressions (more than 2.0 Sqm area approx.) in upstream slope of the embankment are observed, the following rectification measures shall be taken up:

- i) The concrete tiles in the region of depression shall be removed.
- ii) The HDPE liner in the area shall be cut.
- iii) Any loose materials shall be removed.
- iv) The area shall be grouted with clay /earth blended with bentonite (max 5% by volume) in slurry form. The grouting shall be done starting from a depth of 2.0 m below the embankment surface up to the surface.
- v) The area shall then be filled with earth and compacted well to maintain the original shape/profile/slope.
- vi) HDPE liner shall be installed and jointed/vulcanized properly with the adjacent existing HDPE liner as per standard practice/specifications. .
- vii) The cement mortar (1:4) bed of 25 mm thick shall be laid over the HDPE liner.
- viii) The tiles shall be placed on cement mortar bed and pointing is to be carried out with cement mortar (1:4).

- ix) If concrete tiles are broken, then the affected area shall be made good with insitu PCC (M-10) instead of tiles.

4.1.2 Wherever tiles have got dislocated and open joints exists, the following rectification measures shall be taken up:

- i.) The dislocated concrete tiles shall be removed.
- ii.) The cement mortar (1:4) bed of 25 mm thick shall be laid over the HDPE liner.
- iii.) The tiles shall be placed on cement mortar bed and pointing is to be carried out with cement mortar (1:4).
- iv.) If concrete tiles are broken or not available, then the affected area shall be made good with insitu PCC (M-10) instead of tiles.

4.1.3 Wherever cracks are appearing on the road surface at the top of the embankment, the following rectification measures shall be taken up:

- i) All cracks shall be grouted with clay /earth blended with bentonite (max 5% by volume) in slurry form up to the top level of the road.
- ii) Grouting material shall be allowed to shrink and settle for few days.
- iii) Grouting shall then be repeated till no further shrinkage and settlement of grout take place and the clay densifies.
- iv) The surface of the road to be made good with metal bitumen.



4.1.4 Wherever the stone pitching on the downstream side are slipped from their original position, the same shall be placed in position and the area made good.

4.1.5 In case of the live reservoir, wherever the concrete tiles have got totally slipped out and HDPE liner is exposed showing a cavity underneath, the rectification procedure shall be adopted as explained at para 4.1.1.

4.2 Remedial measures of specific in nature to be undertaken immediately

4.2.1 Around the concrete structures of the inlet pipe and interconnection pipe between Part-I & Part-II reservoirs where sufficient subsidence has taken place, the following rectification measures shall be taken up (refer enclosed sketch -01 & 02):

- i) The concrete tiles on either side (for a width of 2.0 M) and above the concrete encasement of inlet & interconnection pipe up to maximum water level (RL280.50M) shall be removed.
- ii) The HDPE liner in the area shall be cut.
- iii) Fill materials (earth & sand) in this area shall be removed upto the boulder layer in the embankment from upstream slope.
- iv) The embankment shall be grouted from the exposed area with clay /earth blended with bentonite (max 5% by volume) in slurry form at a interval of 1.0 c/c in both directions starting from the edge of the concrete encasement.

- v) The area shall then be filled back with earth and compacted well to maintain the original shape/profile/slop.
- vi) HDPE liner shall be installed and jointed/vulcanized properly with the adjacent existing HDPE liner.
- vii) The cement mortar (1:4) bed of 25 mm thick shall be laid over the HDPE liner.
- viii) The tiles shall be placed on cement mortar bed and pointing is to be carried out with cement mortar (1:4).
- ix) If concrete tiles are broken or not available, then the affected area shall be made good with insitu PCC (M-10) instead of tiles.

4.2.2 The shoulder between the edge of the embankment and the road on the upstream side shall be paved with 100mm PCC (M-10) all along the periphery of the embankment (refer enclosed sketch -03).

4.2.3 There may not be any seepage (negligible) through the rocky foundation from the reservoir bed. However, to prevent seepage at the junction of clay blanket and the upstream toe drain, a clay trench as described below shall

be provided near inlet & the interconnection area (**refer enclosed sketch - 01 & 04**):

- i) A trench of size 500Wx500D shall be excavated all along adjacent to anchored portion of HDPE liner in the reservoir bed from 2200N to 2800W and 1700E to 3100N.
- ii) The trench shall then be filled and well compacted with clay /earth blended with bentonite (max 5% by volume).

4.2.4 Vertical grouting in to the embankment may not possible due to the presence of alternate horizontal layers of boulders to prevent seepage through the embankment. Hence, horizontal grouting shall be done from downstream slope of the embankment so that all the cavities in rocky layers and the loosened earth pockets will be filled and densified with grout to minimize seepage. Following method shall be adopted for grouting (**refer enclosed sketch -01 & 05**):

- i) The grout holes shall be identified and marked in a grid of 2.0 m spacing on downstream side of the embankment from 2200N to 2800N and 1700E to 3100N up to the maximum water level.
- ii) Stone pitching where ever present shall be removed locally around the identified grout hole locations.
- iii) Grouting shall be done with clay /earth blended with bentonite (max 5% by volume) in slurry form.

- iv) The depth of grouting holes shall be atleast 8.0 m from the downstream face of the embankment.
- v) Stone pitching shall be placed after completion of grouting.
- vi) The above procedure can also be followed at those locations where seepage was observed earlier.

5.0 Sequence of charging of the reservoirs:


1. Fill the reservoirs in stages by increasing the depth of water by 1.0 M at each stage and observe the performance of the embankment for subsidence and seepage for a period of 2 weeks for each stage. Identify the location of seepage, if it occurs, follow the remedial measures as listed below:
 - i) Identify/mark the seepage points on the embankment on the downstream side.
 - ii) Grout the embankment from downstream side as per procedure given at para 4.2.4 at 4 points located on a circle of radius 1.0 M around the seepage locations. Grouting shall be done upto a depth of atleast 8.0 M from the downstream slope.
 - iii) Observe the performance of embankment for one week, if seepage occurs at other location, grout the affected area by the above procedure and observe the performance and increase the water level by next 1.0 m.
 - iv) Observe the performance and condition of the reservoir for 2 weeks.
 - v) Follow step (i) to (iii) above till the maximum water level is achieved.



Encl:

- 1.0 Observations captured in form of photographs of affected areas of the reservoir during the site visit.
- 2.0 Five numbers of sketches indicating the details of rectification measures as explained at para 4.0 above based on drawings furnished by NTPC.

Date: 22/09/2010


(T Ramamurthy) 22/9-2010

Page no. 14 of 14





Dislodged concrete tiles on upstream slope due to subsidence

Photo No.01



Dislodged concrete tiles at the upstream toe near the intake

Photo No-02

Signature
Not Verified

Digitally signed by
Sanjay Sahu
Date: 2010.09.28
19:20:19 +05'30'
Reason: CAT catrel
Location: NTPCEOC



Heavy depression on upstream slope

Photo No-03



No sand layer under HDPE lining

Photo No-04



Loose soil under the HDPE layer on upstream toe

Photo No-05



Dewatering at toe of the upstream side at intake structure

Photo-06

A small, handwritten mark or signature in the bottom right corner of the page.

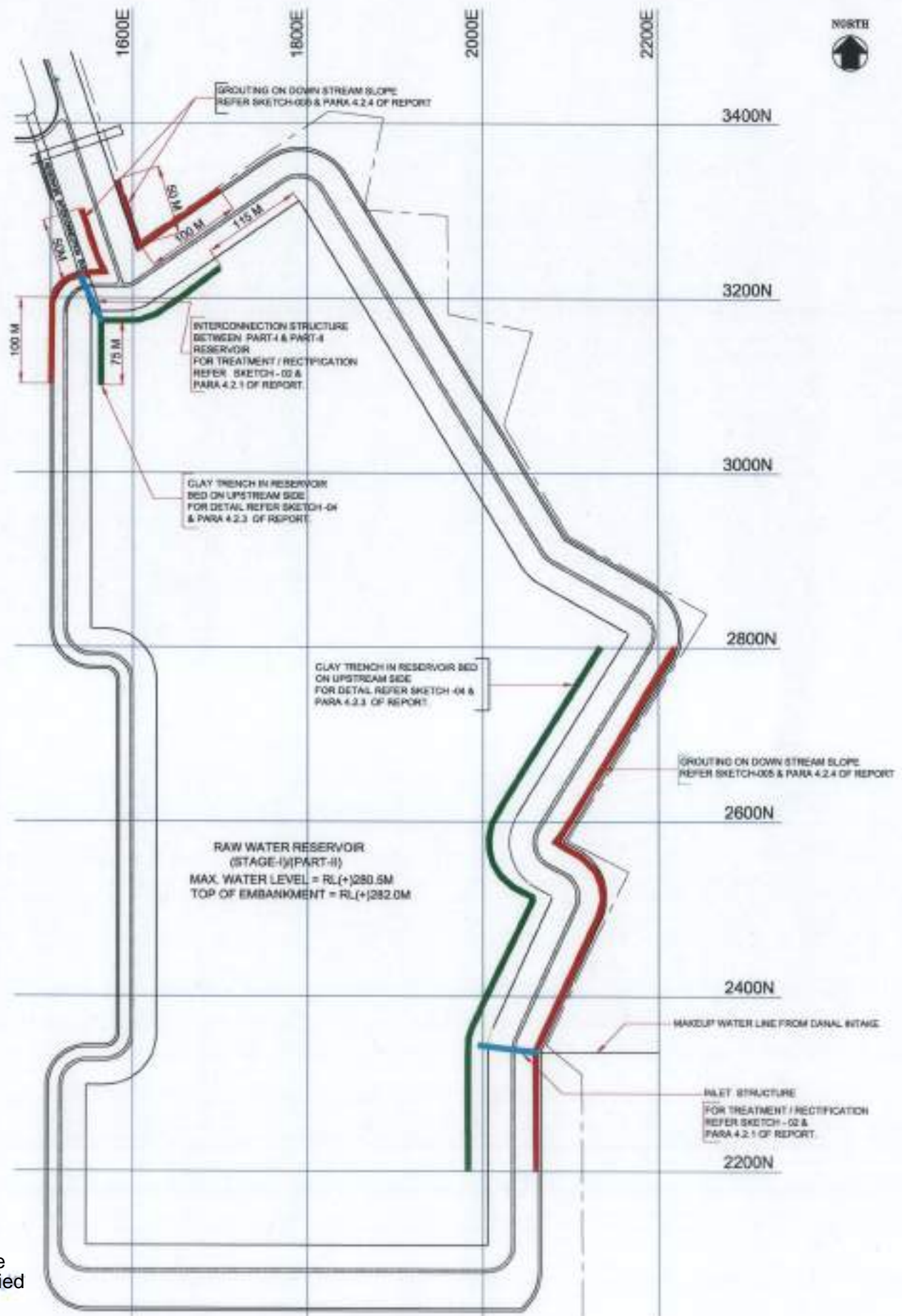


Rectification on upstream slope near intake structure Photo No-07



Tucked HDPE at the edge of the embankment

Photo No-08



LAYOUT PLAN OF STAGE-I RESERVOIR

SKETCH-01

Signature Not Verified

Digitally signed by Sanjay Sam Date: 2010.09.28 19:17:55 Reason: CAT catrel Location: NTPCEOC



**RECTIFICATION AROUND INTERCONNECTION
STRUCTURE**
(REFER PARA 4.2.1 OF REPORT)

RECTIFICATION AROUND INLET STRUCTURE
(REFER PARA 4.2.1 OF REPORT)

SKETCH-02

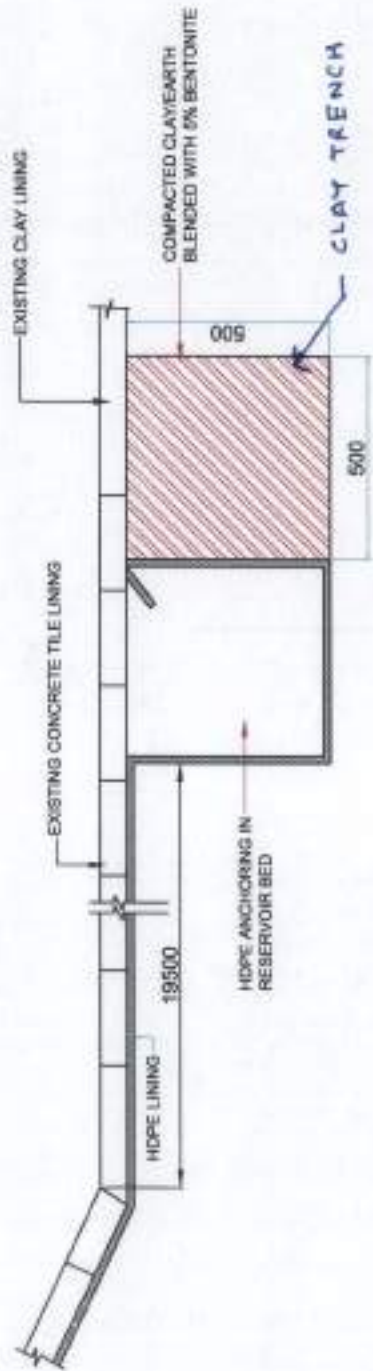
17



SKETCH-03

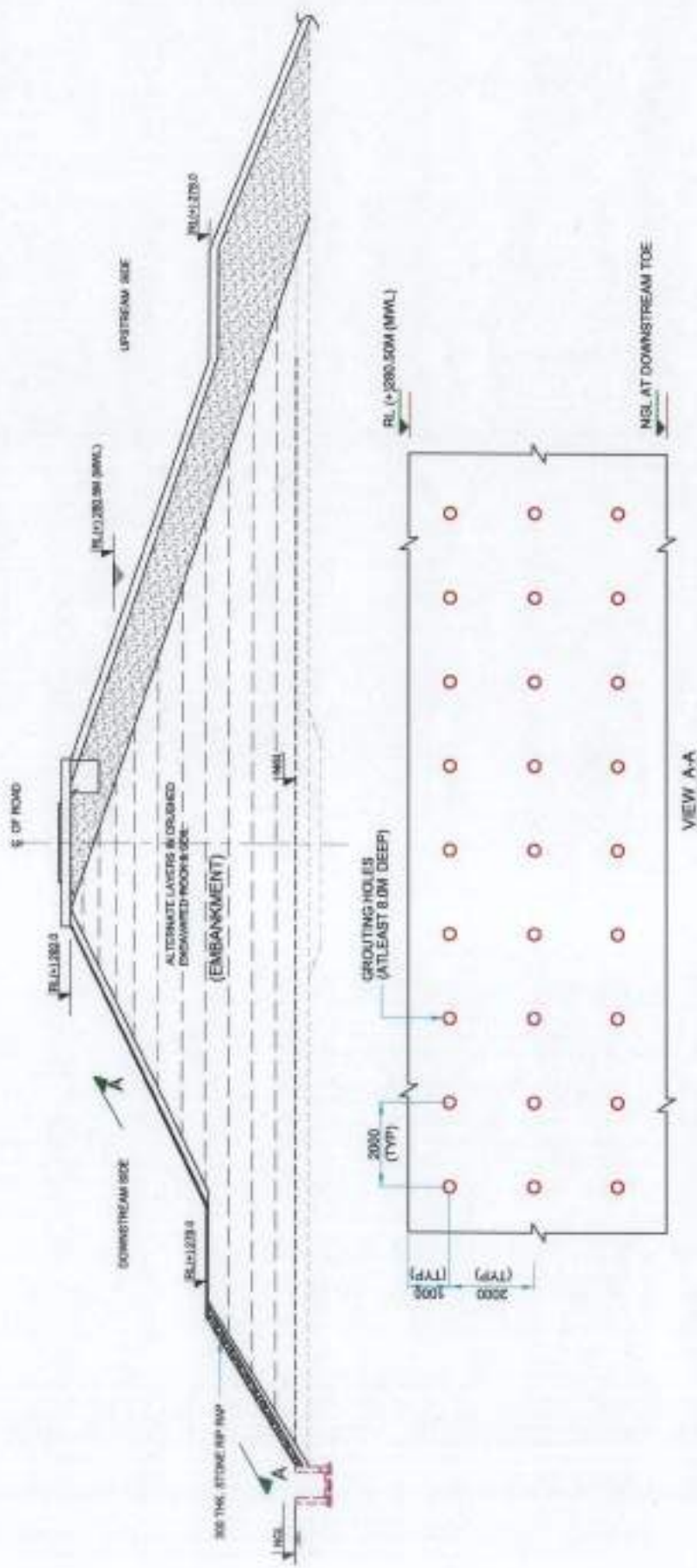
(PCC PAVING ON U/S SHOULDER AS PER PARA 4.2.2 OF REPORT)

Handwritten signature or initials



SKETCH-04
 CLAY TRENCH ON RESERVOIR BED
 (REFER PARA 4.2.3 OF REPORT)

12



SKETCH-05
 GROUTING ON DOWNSTREAM SLOPE
 (REFER PARA 4.2.4 OF REPORT)

Handwritten mark

Details/Information to be submitted in respect of Fuel for Computation of Energy Charges

Name of the Petitioner:- NTPC Ltd.

Name of the Generating Station:- Sipat Stage - I

S.No.	Particulars	Unit	Apr-2023		
			Domestic Coal	Imported Coal	Biomass
			(i)	(ii)	
1	Opening Stock of Coal	(MT)	528577.67	0.00	-
2	Value of Opening Stock	(Rs.)	967642820	0	-
3	Quantity of Coal/lignite supplied by Coal/lignite Company	(MT)	1127282.48	54.20	-
4	Adjustment (-) in quantity supplied by Coal/Lignite Company	(MT)	-	-	-
5	Coal Supplied by Coal /Lignite Company (3-4)	(MT)	1127282.48	54.20	-
6	Normative transit & Handling losses (for Coal / Lignite based projects)	(MT)	2274.68	0.11	-
7	Net Coal / Lignite supplied (5-6)	(MT)	1125007.80	54.09	-
8	Amount Charged by the Coal/Lignite Company	(Rs.)	2,00,26,32,191	9,24,930	-
9	Adjustment (+/-) in amount charged by Coal/Lignite Company	(Rs.)	0	0	-
10	Handling, Sampling and such other similar charges	(Rs.)	3,86,18,011	0	-
11	Total Amount Charged (8+9+10)	(Rs.)	2,04,12,50,202	9,24,930	-
12	Transportation charges by Rail/Ship/Road Transport	(Rs.)	30,98,796	0	-
13	Adjustment (+/-) in amount charged by Rail/Ship/Road Company	(Rs.)	0	0	-
14	Demurrage charges , if any	(Rs.)	0	0	-
15	Cost of diesel in transporting coal through MGR system if applicable	(Rs.)	2,08,55,465	0	-
16	Total Transportation Charges (12-13+14+15)	(Rs.)	2,39,54,261	0	-
17	Total amount charged for Coal/Lignite supplied including transportation (11+16)	(Rs.)	2,06,52,04,463	9,24,930	-
18	Landed cost of coal/Lignite (2+17) / (1+7)	Rs./MT	1834.10	17099.84	-
19	Blending Ratio (Domestic / Imported)		99.99%	0.01%	-
20	Weighted Average Cost of Coal/Lignite For the month including biomass	Rs./MT	1,835.26		
20A	Weighted Average Cost of Coal/Lignite For the month excluding biomass	Rs./MT	1,835.26		
21	GCV of Domestic Coal of the opening coal stock as per bill of Coal Company, EQ Basis	(kcal/kg)	4149		
22	GCV of Domestic Coal supplied as per bill of Coal Company, EQ Basis	(kcal/kg)	4045		-
23	GCV of Imported Coal of the opening stock as per bill Coal Company, AD Basis	(kcal/kg)		-	
24	GCV of Imported Coal supplied as per bill Coal Company , AD Basis	(kcal/kg)		5,108	
25	Weighted average GCV of coal/ Lignite as Billed including biomass	(kcal/kg)	4078		
26	GCV of Domestic Coal of the opening stock as received at Station, TM Basis	(kcal/kg)	3724		
27	GCV of Domestic Coal supplied as received at Station , TM Basis	(kcal/kg)	3669		-
28	GCV of Imported Coal of opening stock as received at Station , TM Basis	(kcal/kg)		-	
29	GCV of Imported Coal supplied as received at Station, TM Basis	(kcal/kg)		4,534	
29	Weighted average GCV of coal/ Lignite as Received including biomass	(kcal/kg)	3687		
30	Weighted average GCV of coal/ Lignite as Received excluding biomass	(kcal/kg)	3687		

Details/Information to be submitted in respect of Fuel for Computation of Energy Charges

Name of the Petitioner:- NTPC Ltd.

Name of the Generating Station:-Sipat Stage-II

S.No.	Particulars	Unit	Apr-2023		
			Domestic Coal	Imported Coal	Biomass
			(i)	(ii)	
1	Opening Stock of Coal	(MT)	528577.67	0.00	-
2	Value of Opening Stock	(Rs.)	967642820	0	-
3	Quantity of Coal/lignite supplied by Coal/lignite Company	(MT)	1127282.48	54.20	-
4	Adjustment (-) in quantity supplied by Coal/Lignite Company	(MT)	0.00	0.00	-
5	Coal Supplied by Coal /Lignite Company (3-4)	(MT)	1127282.48	54.20	-
6	Normative transit & Handling losses (for Coal / Lignite based projects)	(MT)	2274.68	0.11	-
7	Net Coal / Lignite supplied (5-6)	(MT)	1125007.80	54.09	-
8	Amount Charged by the Coal/Lignite Company	(Rs.)	2002632191	924930	-
9	Adjustment (+/-) in amount charged by Coal/Lignite Company	(Rs.)	0.00	0.00	-
10	Handling, Sampling and such other similar charges	(Rs.)	3,86,18,011	0	-
11	Total Amount Charged (8+9+10)	(Rs.)	2,04,12,50,202	9,24,930	-
12	Transportation charges by Rail/Ship/Road Transport	(Rs.)	30,98,796	0	-
13	Adjustment (+/-) in amount charged by Rail/Ship/Road Company	(Rs.)	0.00	0.00	-
14	Demurrage charges , if any	(Rs.)	0.00	0.00	-
15	Cost of diesel in transporting coal through MGR system if applicable	(Rs.)	2,08,55,465	0	-
16	Total Transportation Charges (12-13+14+15)	(Rs.)	2,39,54,261	0	-
17	Total amount charged for Coal/Lignite supplied including transportation (11+16)	(Rs.)	2,06,52,04,463	9,24,930	-
18	Landed cost of coal/Lignite (2+17) / (1+7)	Rs./MT	1834.10	0.00	-
19	Blending Ratio (Domestic / Imported)		100%	-	-
20	Weighted Average Cost of Coal/Lignite For the month including biomass	Rs./MT	1,834.10		
20A	Weighted Average Cost of Coal/Lignite For the month excluding biomass	Rs./MT	1,834.10		
21	GCV of Domestic Coal of the opening coal stock as per bill of Coal Company, EQ Basis	(kcal/kg)	4149		
22	GCV of Domestic Coal supplied as per bill of Coal Company, EQ Basis	(kcal/kg)	4045		-
23	GCV of Imported Coal of the opening stock as per bill Coal Company, AD Basis	(kcal/kg)		-	
24	GCV of Imported Coal supplied as per bill Coal Company , AD Basis	(kcal/kg)		5,108	
25	Weighted average GCV of coal/ Lignite as Billed including biomass	(kcal/kg)	4078		
26	GCV of Domestic Coal of the opening stock as received at Station, TM Basis	(kcal/kg)	3724		
27	GCV of Domestic Coal supplied as received at Station , TM Basis	(kcal/kg)	3669		-
28	GCV of Imported Coal of opening stock as received at Station , TM Basis	(kcal/kg)		-	
29	GCV of Imported Coal supplied as received at Station, TM Basis	(kcal/kg)		4,534	
29	Weighted average GCV of coal/ Lignite as Received including biomass	(kcal/kg)	3687		
30	Weighted average GCV of coal/ Lignite as Received excluding biomass	(kcal/kg)	3687		

Details/Information to be submitted in respect of Fuel for Computation of Energy Charges

Name of the Petitioner:- NTPC Ltd.

Name of the Generating Station:- Sipat Stage - I

May-2023

S.No.	Particulars	Unit	May-2023		
			Domestic Coal	Imported Coal	Biomass
			(i)	(ii)	
1	Opening Stock of Coal	(MT)	491124.47	-	-
2	Value of Opening Stock	(Rs.)	900771390	-	-
3	Quantity of Coal/lignite supplied by Coal/lignite Company	(MT)	1222050.36	-	-
4	Adjustment (-) in quantity supplied by Coal/Lignite Company	(MT)	-	-	-
5	Coal Supplied by Coal /Lignite Company (3-4)	(MT)	1222050.36	-	-
6	Normative transit & Handling losses (for Coal / Lignite based projects)	(MT)	2922.03	-	-
7	Net Coal / Lignite supplied (5-6)	(MT)	1219128.33	-	-
8	Amount Charged by the Coal/Lignite Company	(Rs.)	2,23,81,07,392	-	-
9	Adjustment (+/-) in amount charged by Coal/Lignite Company	(Rs.)	-	-	-
10	Handling, Sampling and such other similar charges	(Rs.)	4,15,97,309	-	-
11	Total Amount Charged (8+9+10)	(Rs.)	2,27,97,04,701	-	-
12	Transportation charges by Rail/Ship/Road Transport	(Rs.)	3,60,70,470.00	-	-
13	Adjustment (+/-) in amount charged by Rail/Ship/Road Company	(Rs.)	-	-	-
14	Demurrage charges , if any	(Rs.)	-	-	-
15	Cost of diesel in transporting coal through MGR system if applicable	(Rs.)	2,17,36,031.59	-	-
16	Total Transportation Charges (12-13+14+15)	(Rs.)	5,78,06,501.59	-	-
17	Total amount charged for Coal/Lignite supplied including transportation (11+16)	(Rs.)	2,33,75,11,203	-	-
18	Landed cost of coal/Lignite (2+17) / (1+7)	Rs./MT	1893.45	-	-
19	Blending Ratio (Domestic / Imported)		100%	-	-
20	Weighted Average Cost of Coal/Lignite For the month including biomass	Rs./MT	1893.45		
20A	Weighted Average Cost of Coal/Lignite For the month excluding biomass	Rs./MT	1,893.45		
21	GCV of Domestic Coal of the opening coal stock as per bill of Coal Company, EQ Basis	(kcal/kg)	4078		-
22	GCV of Domestic Coal supplied as per bill of Coal Company, EQ Basis	(kcal/kg)	4121		
23	GCV of Imported Coal of the opening stock as per bill Coal Company, AD Basis	(kcal/kg)		-	
24	GCV of Imported Coal supplied as per bill Coal Company , AD Basis	(kcal/kg)		-	
25	Weighted average GCV of coal/ Lignite as Billed including biomass	(kcal/kg)	4109		
26	GCV of Domestic Coal of the opening stock as received at Station, TM Basis	(kcal/kg)	3687		-
27	GCV of Domestic Coal supplied as received at Station , TM Basis	(kcal/kg)	3754		
28	GCV of Imported Coal of opening stock as received at Station , TM Basis	(kcal/kg)		-	
29	GCV of Imported Coal supplied as received at Station, TM Basis	(kcal/kg)		-	
29	Weighted average GCV of coal/ Lignite as Received including biomass	(kcal/kg)	3734		
30	Weighted average GCV of coal/ Lignite as Received excluding biomass	(kcal/kg)	3734		

Details/Information to be submitted in respect of Fuel for Computation of Energy Charges

Name of the Petitioner:- NTPC Ltd.

Name of the Generating Station:-Sipat Stage-II

S.No.	Particulars	Unit	May-2023		
			Domestic Coal	Imported Coal	Biomass
			(i)	(ii)	
1	Opening Stock of Coal	(MT)	491124.47	-	-
2	Value of Opening Stock	(Rs.)	900771390	-	-
3	Quantity of Coal/lignite supplied by Coal/lignite Company	(MT)	1222050.36	-	-
4	Adjustment (-) in quantity supplied by Coal/Lignite Company	(MT)	0.00	-	-
5	Coal Supplied by Coal /Lignite Company (3-4)	(MT)	1222050.36	-	-
6	Normative transit & Handling losses (for Coal / Lignite based projects)	(MT)	2922.03	-	-
7	Net Coal / Lignite supplied (5-6)	(MT)	1219128.33	-	-
8	Amount Charged by the Coal/Lignite Company	(Rs.)	2238107392	-	-
9	Adjustment (+/-) in amount charged by Coal/Lignite Company	(Rs.)	0.00	-	-
10	Handling, Sampling and such other similar charges	(Rs.)	4,15,97,309	-	-
11	Total Amount Charged (8+9+10)	(Rs.)	2,27,97,04,701	-	-
12	Transportation charges by Rail/Ship/Road Transport	(Rs.)	3,60,70,470	-	-
13	Adjustment (+/-) in amount charged by Rail/Ship/Road Company	(Rs.)	0	-	-
14	Demurrage charges , if any	(Rs.)	0	-	-
15	Cost of diesel in transporting coal through MGR system if applicable	(Rs.)	2,17,36,032	-	-
16	Total Transportation Charges (12-13+14+15)	(Rs.)	5,78,06,502	-	-
17	Total amount charged for Coal/Lignite supplied including transportation (11+16)	(Rs.)	2,33,75,11,203	-	-
18	Landed cost of coal/Lignite (2+17) / (1+7)	Rs./MT	1893.45	-	-
19	Blending Ratio (Domestic / Imported)		100%	-	-
20	Weighted Average Cost of Coal/Lignite For the month including biomass	Rs./MT	1,893.45		
20A	Weighted Average Cost of Coal/Lignite For the month excluding biomass	Rs./MT	1,893.45		
21	GCV of Domestic Coal of the opening coal stock as per bill of Coal Company, EQ Basis	(kcal/kg)	4078		-
22	GCV of Domestic Coal supplied as per bill of Coal Company, EQ Basis	(kcal/kg)	4121		
23	GCV of Imported Coal of the opening stock as per bill Coal Company, AD Basis	(kcal/kg)		-	
24	GCV of Imported Coal supplied as per bill Coal Company , AD Basis	(kcal/kg)		-	
25	Weighted average GCV of coal/ Lignite as Billed including biomass	(kcal/kg)	4109		
26	GCV of Domestic Coal of the opening stock as received at Station, TM Basis	(kcal/kg)	3687		-
27	GCV of Domestic Coal supplied as received at Station , TM Basis	(kcal/kg)	3754		
28	GCV of Imported Coal of opening stock as received at Station , TM Basis	(kcal/kg)		-	
29	GCV of Imported Coal supplied as received at Station, TM Basis	(kcal/kg)		-	
29	Weighted average GCV of coal/ Lignite as Received including biomass	(kcal/kg)	3734		
30	Weighted average GCV of coal/ Lignite as Received excluding biomass	(kcal/kg)	3734		

Details/Information to be submitted in respect of Fuel for Computation of Energy ChargesName of the Petitioner:- **NTPC Ltd.**Name of the Generating Station:- **Sipat Stage - I**

S.No.	Particulars	Unit	Jun-2023		
			Domestic Coal	Imported Coal	Biomass
			(i)	(ii)	
1	Opening Stock of Coal	(MT)	4,99,593.80	-	-
2	Value of Opening Stock	(Rs.)	94,59,57,371.82	-	-
3	Quantity of Coal/lignite supplied by Coal/lignite Company	(MT)	11,23,745.60	-	-
4	Adjustment (-) in quantity supplied by Coal/Lignite Company	(MT)	-	-	-
5	Coal Supplied by Coal /Lignite Company (3-4)	(MT)	11,23,745.60	-	-
6	Normative transit & Handling losses (for Coal / Lignite based projects)	(MT)	2,531.06	-	-
7	Net Coal / Lignite supplied (5-6)	(MT)	11,21,214.54	-	-
8	Amount Charged by the Coal/Lignite Company	(Rs.)	2,15,92,24,397.58	-	-
9	Adjustment (+/-) in amount charged by Coal/Lignite Company	(Rs.)	-	-	-
10	Handling, Sampling and such other similar charges	(Rs.)	3,95,75,195.24	-	-
11	Total Amount Charged (8+9+10)	(Rs.)	2,19,87,99,592.82	-	-
12	Transportation charges by Rail/Ship/Road Transport	(Rs.)	2,68,99,652.00	-	-
13	Adjustment (+/-) in amount charged by Rail/Ship/Road Company	(Rs.)	-	-	-
14	Demurrage charges , if any	(Rs.)	-	-	-
15	Cost of diesel in transporting coal through MGR system if applicable	(Rs.)	2,15,57,246.70	-	-
16	Total Transportation Charges (12-13+14+15)	(Rs.)	4,84,56,898.70	-	-
17	Total amount charged for Coal/Lignite supplied including transportation (11+16)	(Rs.)	2,24,72,56,491.52	-	-
18	Landed cost of coal/Lignite (2+17) / (1+7)	Rs./MT	1970.14	-	-
19	Blending Ratio (Domestic / Imported)		100%	-	-
20	Weighted Average Cost of Coal/Lignite For the month including biomass	Rs./MT	1,970.14		
20A	Weighted Average Cost of Coal/Lignite For the month excluding biomass	Rs./MT	1,970.14		
21	GCV of Domestic Coal of the opening coal stock as per bill of Coal Company, EQ Basis	(kcal/kg)	4109		0
22	GCV of Domestic Coal supplied as per bill of Coal Company, EQ Basis	(kcal/kg)	4170		
23	GCV of Imported Coal of the opening stock as per bill Coal Company, AD Basis	(kcal/kg)		-	
24	GCV of Imported Coal supplied as per bill Coal Company , AD Basis	(kcal/kg)		-	
25	Weighted average GCV of coal/ Lignite as Billed including biomass	(kcal/kg)	4151		
26	GCV of Domestic Coal of the opening stock as received at Station, TM Basis	(kcal/kg)	3734		-
27	GCV of Domestic Coal supplied as received at Station , TM Basis	(kcal/kg)	3680		
28	GCV of Imported Coal of opening stock as received at Station , TM Basis	(kcal/kg)		-	
29	GCV of Imported Coal supplied as received at Station, TM Basis	(kcal/kg)		-	
29	Weighted average GCV of coal/ Lignite as Received including biomass	(kcal/kg)	3697		
30	Weighted average GCV of coal/ Lignite as Received excluding biomass	(kcal/kg)	3697		

Details/Information to be submitted in respect of Fuel for Computation of Energy Charges

Name of the Petitioner:- NTPC Ltd.

Name of the Generating Station:-Sipat Stage-II

S.No.	Particulars	Unit	Jun-2023		
			Domestic Coal	Imported Coal	Biomass
			(i)	(ii)	
1	Opening Stock of Coal	(MT)	4,99,593.80	-	-
2	Value of Opening Stock	(Rs.)	94,59,57,371.82	-	-
3	Quantity of Coal/lignite supplied by Coal/lignite Company	(MT)	11,23,745.60	-	-
4	Adjustment (-) in quantity supplied by Coal/Lignite Company	(MT)	-	-	-
5	Coal Supplied by Coal /Lignite Company (3-4)	(MT)	11,23,745.60	-	-
6	Normative transit & Handling losses (for Coal / Lignite based projects)	(MT)	2,531.06	-	-
7	Net Coal / Lignite supplied (5-6)	(MT)	11,21,214.54	-	-
8	Amount Charged by the Coal/Lignite Company	(Rs.)	2,15,92,24,397.58	-	-
9	Adjustment (+/-) in amount charged by Coal/Lignite Company	(Rs.)	-	-	-
10	Handling, Sampling and such other similar charges	(Rs.)	3,95,75,195.24	-	-
11	Total Amount Charged (8+9+10)	(Rs.)	2,19,87,99,592.82	-	-
12	Transportation charges by Rail/Ship/Road Transport	(Rs.)	2,68,99,652.00	-	-
13	Adjustment (+/-) in amount charged by Rail/Ship/Road Company	(Rs.)	-	-	-
14	Demurrage charges , if any	(Rs.)	-	-	-
15	Cost of diesel in transporting coal through MGR system if applicable	(Rs.)	2,15,57,246.70	-	-
16	Total Transportation Charges (12-13+14+15)	(Rs.)	4,84,56,898.70	-	-
17	Total amount charged for Coal/Lignite supplied including transportation (11+16)	(Rs.)	2,24,72,56,492	-	-
18	Landed cost of coal/Lignite (2+17) / (1+7)	Rs./MT	1970.14	-	-
19	Blending Ratio (Domestic / Imported)		100%	-	-
20	Weighted Average Cost of Coal/Lignite For the month including biomass	Rs./MT	1,970.14		
20A	Weighted Average Cost of Coal/Lignite For the month excluding biomass	Rs./MT	1,970.14		
21	GCV of Domestic Coal of the opening coal stock as per bill of Coal Company, EQ Basis	(kcal/kg)	4109		-
22	GCV of Domestic Coal supplied as per bill of Coal Company, EQ Basis	(kcal/kg)	4170		
23	GCV of Imported Coal of the opening stock as per bill Coal Company, AD Basis	(kcal/kg)		-	
24	GCV of Imported Coal supplied as per bill Coal Company , AD Basis	(kcal/kg)		-	
25	Weighted average GCV of coal/ Lignite as Billed including biomass	(kcal/kg)	4151		
26	GCV of Domestic Coal of the opening stock as received at Station, TM Basis	(kcal/kg)	3734		-
27	GCV of Domestic Coal supplied as received at Station , TM Basis	(kcal/kg)	3680		
28	GCV of Imported Coal of opening stock as received at Station , TM Basis	(kcal/kg)		-	
29	GCV of Imported Coal supplied as received at Station, TM Basis	(kcal/kg)		-	
29	Weighted average GCV of coal/ Lignite as Received including biomass	(kcal/kg)	3697		
30	Weighted average GCV of coal/ Lignite as Received excluding biomass	(kcal/kg)	3697		

Details/Information to be submitted in respect of Fuel for Computation of Energy Charges

Name of the Petitioner:- NTPC Ltd.

Name of the Generating Station:- Sipat Stage - I

S.No.	Particulars	Unit	Jul-2023		
			Domestic Coal	Imported Coal	Biomass
			(i)	(ii)	
1	Opening Stock of Coal	(MT)	679130.33	-	-
2	Value of Opening Stock	(Rs.)	1337979794	-	-
3	Quantity of Coal/lignite supplied by Coal/lignite Company	(MT)	1011712.92	-	-
4	Adjustment (-) in quantity supplied by Coal/Lignite Company	(MT)	0.00	-	-
5	Coal Supplied by Coal /Lignite Company (3-4)	(MT)	1011712.92	-	-
6	Normative transit & Handling losses (for Coal / Lignite based projects)	(MT)	2045.49	-	-
7	Net Coal / Lignite supplied (5-6)	(MT)	1009667.43	-	-
8	Amount Charged by the Coal/Lignite Company	(Rs.)	1,90,17,83,448	-	-
9	Adjustment (+/-) in amount charged by Coal/Lignite Company	(Rs.)	0	-	-
10	Handling, Sampling and such other similar charges	(Rs.)	3,38,42,667	-	-
11	Total Amount Charged (8+9+10)	(Rs.)	1,93,56,26,115	-	-
12	Transportation charges by Rail/Ship/Road Transport	(Rs.)	15,04,838	-	-
13	Adjustment (+/-) in amount charged by Rail/Ship/Road Company	(Rs.)	0	-	-
14	Demurrage charges , if any	(Rs.)	0	-	-
15	Cost of diesel in transporting coal through MGR system if applicable	(Rs.)	2,03,76,590	-	-
16	Total Transportation Charges (12-13+14+15)	(Rs.)	2,18,81,428	-	-
17	Total amount charged for Coal/Lignite supplied including transportation (11+16)	(Rs.)	1,95,75,07,542	-	-
18	Landed cost of coal/Lignite (2+17) / (1+7)	Rs./MT	1951.38	-	-
19	Blending Ratio (Domestic / Imported)		1.0000	0.0000	-
20	Weighted Average Cost of Coal/Lignite For the month including biomass	Rs./MT	1951.38		
20A	Weighted Average Cost of Coal/Lignite For the month excluding biomass	Rs./MT	1,951.38		
21	GCV of Domestic Coal of the opening coal stock as per bill of Coal Company, EQ Basis	(kcal/kg)	4151		-
22	GCV of Domestic Coal supplied as per bill of Coal Company, EQ Basis	(kcal/kg)	3909		
23	GCV of Imported Coal of the opening stock as per bill Coal Company, AD Basis	(kcal/kg)		-	
24	GCV of Imported Coal supplied as per bill Coal Company , AD Basis	(kcal/kg)		-	
25	Weighted average GCV of coal/ Lignite as Billed including biomass	(kcal/kg)	4006		
26	GCV of Domestic Coal of the opening stock as received at Station, TM Basis	(kcal/kg)	3697		-
27	GCV of Domestic Coal supplied as received at Station , TM Basis	(kcal/kg)	3579		
28	GCV of Imported Coal of opening stock as received at Station , TM Basis	(kcal/kg)		-	
29	GCV of Imported Coal supplied as received at Station, TM Basis	(kcal/kg)		-	
29	Weighted average GCV of coal/ Lignite as Received including biomass	(kcal/kg)	3626		
30	Weighted average GCV of coal/ Lignite as Received excluding biomass	(kcal/kg)	3626		

Details/Information to be submitted in respect of Fuel for Computation of Energy Charges

Name of the Petitioner:- NTPC Ltd.

Name of the Generating Station:-Sipat Stage-II

S.No.	Particulars	Unit	Jul-2023		
			Domestic Coal	Imported Coal	Biomass
			(i)	(ii)	
1	Opening Stock of Coal	(MT)	679130.33	-	-
2	Value of Opening Stock	(Rs.)	1337979794	-	-
3	Quantity of Coal/lignite supplied by Coal/lignite Company	(MT)	1011712.92	-	-
4	Adjustment (-) in quantity supplied by Coal/Lignite Company	(MT)	0.00	-	-
5	Coal Supplied by Coal /Lignite Company (3-4)	(MT)	1011712.92	-	-
6	Normative transit & Handling losses (for Coal / Lignite based projects)	(MT)	2045.49	-	-
7	Net Coal / Lignite supplied (5-6)	(MT)	1009667.43	-	-
8	Amount Charged by the Coal/Lignite Company	(Rs.)	1901783448	-	-
9	Adjustment (+/-) in amount charged by Coal/Lignite Company	(Rs.)	0.00	-	-
10	Handling, Sampling and such other similar charges	(Rs.)	3,38,42,667	-	-
11	Total Amount Charged (8+9+10)	(Rs.)	1,93,56,26,115	-	-
12	Transportation charges by Rail/Ship/Road Transport	(Rs.)	15,04,838	-	-
13	Adjustment (+/-) in amount charged by Rail/Ship/Road Company	(Rs.)	0.00	-	-
14	Demurrage charges , if any	(Rs.)	0.00	-	-
15	Cost of diesel in transporting coal through MGR system if applicable	(Rs.)	2,03,76,590	-	-
16	Total Transportation Charges (12-13+14+15)	(Rs.)	2,18,81,428	-	-
17	Total amount charged for Coal/Lignite supplied including transportation (11+16)	(Rs.)	1,95,75,07,542	-	-
18	Landed cost of coal/Lignite (2+17) / (1+7)	Rs./MT	1951.38	-	-
19	Blending Ratio (Domestic / Imported)		1.0000	-	-
20	Weighted Average Cost of Coal/Lignite For the month including biomass	Rs./MT	1,951.38		
20A	Weighted Average Cost of Coal/Lignite For the month excluding biomass	Rs./MT	1,951.38		
21	GCV of Domestic Coal of the opening coal stock as per bill of Coal Company, EQ Basis	(kcal/kg)	4151		-
22	GCV of Domestic Coal supplied as per bill of Coal Company, EQ Basis	(kcal/kg)	3909		
23	GCV of Imported Coal of the opening stock as per bill Coal Company, AD Basis	(kcal/kg)		-	
24	GCV of Imported Coal supplied as per bill Coal Company , AD Basis	(kcal/kg)		-	
25	Weighted average GCV of coal/ Lignite as Billed including biomass	(kcal/kg)	4006		
26	GCV of Domestic Coal of the opening stock as received at Station, TM Basis	(kcal/kg)	3697		-
27	GCV of Domestic Coal supplied as received at Station , TM Basis	(kcal/kg)	3579		
28	GCV of Imported Coal of opening stock as received at Station , TM Basis	(kcal/kg)		-	
29	GCV of Imported Coal supplied as received at Station, TM Basis	(kcal/kg)		-	
29	Weighted average GCV of coal/ Lignite as Received including biomass	(kcal/kg)	3626		
30	Weighted average GCV of coal/ Lignite as Received excluding biomass	(kcal/kg)	3626		

Details/Information to be submitted in respect of Fuel for Computation of Energy Charges

Name of the Petitioner:- NTPC Ltd.

Name of the Generating Station:- Sipat Stage - I

Aug-2023

S.No.	Particulars	Unit	Aug-2023		
			Domestic Coal	Imported Coal	Biomass
			(i)	(ii)	
1	Opening Stock of Coal	(MT)	6,20,001.77	-	-
2	Value of Opening Stock	(Rs.)	1,20,98,59,664.46	-	-
3	Quantity of Coal/lignite supplied by Coal/lignite Company	(MT)	10,84,830.46	-	-
4	Adjustment (-) in quantity supplied by Coal/Lignite Company	(MT)	-	-	-
5	Coal Supplied by Coal /Lignite Company (3-4)	(MT)	10,84,830.46	-	-
6	Normative transit & Handling losses (for Coal / Lignite based projects)	(MT)	2,169.66	-	-
7	Net Coal / Lignite supplied (5-6)	(MT)	10,82,660.80	-	-
8	Amount Charged by the Coal/Lignite Company	(Rs.)	2,02,20,81,276.00	-	-
9	Adjustment (+/-) in amount charged by Coal/Lignite Company	(Rs.)	-	-	-
10	Handling, Sampling and such other similar charges	(Rs.)	4,11,18,995.75	-	-
11	Total Amount Charged (8+9+10)	(Rs.)	2,06,32,00,271.75	-	-
12	Transportation charges by Rail/Ship/Road Transport	(Rs.)	-	-	-
13	Adjustment (+/-) in amount charged by Rail/Ship/Road Company	(Rs.)	-	-	-
14	Demurrage charges , if any	(Rs.)	-	-	-
15	Cost of diesel in transporting coal through MGR system if applicable	(Rs.)	1,95,32,915.83	-	-
16	Total Transportation Charges (12-13+14+15)	(Rs.)	1,95,32,915.83	-	-
17	Total amount charged for Coal/Lignite supplied including transportation (11+16)	(Rs.)	2,08,27,33,187.58	-	-
18	Landed cost of coal/Lignite (2+17) / (1+7)	Rs./MT	1933.79	-	-
19	Blending Ratio (Domestic / Imported)		1.0000	-	-
20	Weighted Average Cost of Coal/Lignite For the month including biomass	Rs./MT	1,933.79		
20A	Weighted Average Cost of Coal/Lignite For the month excluding biomass	Rs./MT	1,933.79		
21	GCV of Domestic Coal of the opening coal stock as per bill of Coal Company, EQ Basis	(kcal/kg)	4006		-
22	GCV of Domestic Coal supplied as per bill of Coal Company, EQ Basis	(kcal/kg)	4276		
23	GCV of Imported Coal of the opening stock as per bill Coal Company, AD Basis	(kcal/kg)		-	
24	GCV of Imported Coal supplied as per bill Coal Company , AD Basis	(kcal/kg)		-	
25	Weighted average GCV of coal/ Lignite as Billed including biomass	(kcal/kg)	4178		
26	GCV of Domestic Coal of the opening stock as received at Station, TM Basis	(kcal/kg)	3626		-
27	GCV of Domestic Coal supplied as received at Station , TM Basis	(kcal/kg)	3772		
28	GCV of Imported Coal of opening stock as received at Station , TM Basis	(kcal/kg)		-	
29	GCV of Imported Coal supplied as received at Station, TM Basis	(kcal/kg)		-	
29	Weighted average GCV of coal/ Lignite as Received including biomass	(kcal/kg)	3719		
30	Weighted average GCV of coal/ Lignite as Received excluding biomass	(kcal/kg)	3719		

Details/Information to be submitted in respect of Fuel for Computation of Energy Charges

Name of the Petitioner:- NTPC Ltd.

Name of the Generating Station:-Sipat Stage-II

S.No.	Particulars	Unit	Aug-2023		
			Domestic Coal	Imported Coal	Biomass
			(i)	(ii)	
1	Opening Stock of Coal	(MT)	6,20,001.77	-	-
2	Value of Opening Stock	(Rs.)	1,20,98,59,664.46	-	-
3	Quantity of Coal/lignite supplied by Coal/lignite Company	(MT)	10,84,830.46	-	-
4	Adjustment (-) in quantity supplied by Coal/Lignite Company	(MT)	-	-	-
5	Coal Supplied by Coal /Lignite Company (3-4)	(MT)	10,84,830.46	-	-
6	Normative transit & Handling losses (for Coal / Lignite based projects)	(MT)	2,169.66	-	-
7	Net Coal / Lignite supplied (5-6)	(MT)	10,82,660.80	-	-
8	Amount Charged by the Coal/Lignite Company	(Rs.)	2,02,20,81,276.00	-	-
9	Adjustment (+/-) in amount charged by Coal/Lignite Company	(Rs.)	-	-	-
10	Handling, Sampling and such other similar charges	(Rs.)	4,11,18,995.75	-	-
11	Total Amount Charged (8+9+10)	(Rs.)	2,06,32,00,271.75	-	-
12	Transportation charges by Rail/Ship/Road Transport	(Rs.)	-	-	-
13	Adjustment (+/-) in amount charged by Rail/Ship/Road Company	(Rs.)	-	-	-
14	Demurrage charges , if any	(Rs.)	-	-	-
15	Cost of diesel in transporting coal through MGR system if applicable	(Rs.)	1,95,32,915.83	-	-
16	Total Transportation Charges (12-13+14+15)	(Rs.)	1,95,32,915.83	-	-
17	Total amount charged for Coal/Lignite supplied including transportation (11+16)	(Rs.)	2,08,27,33,187.58	-	-
18	Landed cost of coal/Lignite (2+17) / (1+7)	Rs./MT	1,933.79	-	-
19	Blending Ratio (Domestic / Imported)		1.00	-	-
20	Weighted Average Cost of Coal/Lignite For the month including biomass	Rs./MT	1,933.79		
20A	Weighted Average Cost of Coal/Lignite For the month excluding biomass	Rs./MT	1,933.79		
21	GCV of Domestic Coal of the opening coal stock as per bill of Coal Company, EQ Basis	(kcal/kg)	4006		-
22	GCV of Domestic Coal supplied as per bill of Coal Company, EQ Basis	(kcal/kg)	4276		
23	GCV of Imported Coal of the opening stock as per bill Coal Company, AD Basis	(kcal/kg)		-	
24	GCV of Imported Coal supplied as per bill Coal Company , AD Basis	(kcal/kg)		-	
25	Weighted average GCV of coal/ Lignite as Billed including biomass	(kcal/kg)	4178		
26	GCV of Domestic Coal of the opening stock as received at Station, TM Basis	(kcal/kg)	3626		-
27	GCV of Domestic Coal supplied as received at Station , TM Basis	(kcal/kg)	3772		
28	GCV of Imported Coal of opening stock as received at Station , TM Basis	(kcal/kg)		-	
29	GCV of Imported Coal supplied as received at Station, TM Basis	(kcal/kg)		-	
29	Weighted average GCV of coal/ Lignite as Received including biomass	(kcal/kg)	3719		
30	Weighted average GCV of coal/ Lignite as Received excluding biomass	(kcal/kg)	3719		

Details/Information to be submitted in respect of Fuel for Computation of Energy Charges

Name of the Petitioner:- NTPC Ltd.

Name of the Generating Station:- Sipat Stage - I

S.No.	Particulars	Unit	Sep-2023		
			Domestic Coal	Imported Coal	Biomass
			(i)	(ii)	
1	Opening Stock of Coal	(MT)	6,40,666.56	-	-
2	Value of Opening Stock	(Rs.)	1,23,89,15,235.89	-	-
3	Quantity of Coal/lignite supplied by Coal/lignite Company	(MT)	10,67,307.78	-	-
4	Adjustment (-) in quantity supplied by Coal/Lignite Company	(MT)	-	-	-
5	Coal Supplied by Coal /Lignite Company (3-4)	(MT)	10,67,307.78	-	-
6	Normative transit & Handling losses (for Coal / Lignite based projects)	(MT)	2,134.62	-	-
7	Net Coal / Lignite supplied (5-6)	(MT)	10,65,173.16	-	-
8	Amount Charged by the Coal/Lignite Company	(Rs.)	1,84,68,72,577.45	-	-
9	Adjustment (+/-) in amount charged by Coal/Lignite Company	(Rs.)	-	-	-
10	Handling, Sampling and such other similar charges	(Rs.)	4,05,61,415.75	-	-
11	Total Amount Charged (8+9+10)	(Rs.)	1,88,74,33,993.20	-	-
12	Transportation charges by Rail/Ship/Road Transport	(Rs.)	-	-	-
13	Adjustment (+/-) in amount charged by Rail/Ship/Road Company	(Rs.)	-	-	-
14	Demurrage charges , if any	(Rs.)	-	-	-
15	Cost of diesel in transporting coal through MGR system if applicable	(Rs.)	2,13,20,839.20	-	-
16	Total Transportation Charges (12-13+14+15)	(Rs.)	2,13,20,839.20	-	-
17	Total amount charged for Coal/Lignite supplied including transportation (11+16)	(Rs.)	1,90,87,54,832.40	-	-
18	Landed cost of coal/Lignite (2+17) / (1+7)	Rs./MT	1845.23	0.00	-
19	Blending Ratio (Domestic / Imported)		1.0000	0.0000	-
20	Weighted Average Cost of Coal/Lignite For the month including biomass	Rs./MT	1,845.23		
20A	Weighted Average Cost of Coal/Lignite For the month excluding biomass	Rs./MT	1,845.23		
21	GCV of Domestic Coal of the opening coal stock as per bill of Coal Company, EQ Basis	(kcal/kg)	4178		-
22	GCV of Domestic Coal supplied as per bill of Coal Company, EQ Basis	(kcal/kg)	4225		
23	GCV of Imported Coal of the opening stock as per bill Coal Company, AD Basis	(kcal/kg)		-	
24	GCV of Imported Coal supplied as per bill Coal Company , AD Basis	(kcal/kg)		-	
25	Weighted average GCV of coal/ Lignite as Billed including biomass	(kcal/kg)	4207		
26	GCV of Domestic Coal of the opening stock as received at Station, TM Basis	(kcal/kg)	3719		-
27	GCV of Domestic Coal supplied as received at Station , TM Basis	(kcal/kg)	3616		
28	GCV of Imported Coal of opening stock as received at Station , TM Basis	(kcal/kg)		-	
29	GCV of Imported Coal supplied as received at Station, TM Basis	(kcal/kg)		-	
29	Weighted average GCV of coal/ Lignite as Received including biomass	(kcal/kg)	3655		
30	Weighted average GCV of coal/ Lignite as Received excluding biomass	(kcal/kg)	3655		

Details/Information to be submitted in respect of Fuel for Computation of Energy Charges

Name of the Petitioner:- NTPC Ltd.

Name of the Generating Station:-Sipat Stage-II

S.No.	Particulars	Unit	Sep-2023		
			Domestic Coal	Imported Coal	Biomass
			(i)	(ii)	
1	Opening Stock of Coal	(MT)	6,40,666.56	-	-
2	Value of Opening Stock	(Rs.)	1,23,89,15,235.89	-	-
3	Quantity of Coal/lignite supplied by Coal/lignite Company	(MT)	10,67,307.78	-	-
4	Adjustment (-) in quantity supplied by Coal/Lignite Company	(MT)	-	-	-
5	Coal Supplied by Coal /Lignite Company (3-4)	(MT)	10,67,307.78	-	-
6	Normative transit & Handling losses (for Coal / Lignite based projects)	(MT)	2,134.62	-	-
7	Net Coal / Lignite supplied (5-6)	(MT)	10,65,173.16	-	-
8	Amount Charged by the Coal/Lignite Company	(Rs.)	1,84,68,72,577.45	-	-
9	Adjustment (+/-) in amount charged by Coal/Lignite Company	(Rs.)	-	-	-
10	Handling, Sampling and such other similar charges	(Rs.)	4,05,61,415.75	-	-
11	Total Amount Charged (8+9+10)	(Rs.)	1,88,74,33,993.20	-	-
12	Transportation charges by Rail/Ship/Road Transport	(Rs.)	-	-	-
13	Adjustment (+/-) in amount charged by Rail/Ship/Road Company	(Rs.)	-	-	-
14	Demurrage charges , if any	(Rs.)	-	-	-
15	Cost of diesel in transporting coal through MGR system if applicable	(Rs.)	2,13,20,839.20	-	-
16	Total Transportation Charges (12-13+14+15)	(Rs.)	2,13,20,839.20	-	-
17	Total amount charged for Coal/Lignite supplied including transportation (11+16)	(Rs.)	1,90,87,54,832.40	-	-
18	Landed cost of coal/Lignite (2+17) / (1+7)	Rs./MT	1845.23	-	-
19	Blending Ratio (Domestic / Imported)		1.0000	-	-
20	Weighted Average Cost of Coal/Lignite For the month including biomass	Rs./MT	1,845.23		
20A	Weighted Average Cost of Coal/Lignite For the month excluding biomass	Rs./MT	1,845.23		
21	GCV of Domestic Coal of the opening coal stock as per bill of Coal Company, EQ Basis	(kcal/kg)	4178		-
22	GCV of Domestic Coal supplied as per bill of Coal Company, EQ Basis	(kcal/kg)	4225		
23	GCV of Imported Coal of the opening stock as per bill Coal Company, AD Basis	(kcal/kg)		-	
24	GCV of Imported Coal supplied as per bill Coal Company , AD Basis	(kcal/kg)		-	
25	Weighted average GCV of coal/ Lignite as Billed including biomass	(kcal/kg)	4207		
26	GCV of Domestic Coal of the opening stock as received at Station, TM Basis	(kcal/kg)	3719		-
27	GCV of Domestic Coal supplied as received at Station , TM Basis	(kcal/kg)	3616		
28	GCV of Imported Coal of opening stock as received at Station , TM Basis	(kcal/kg)		-	
29	GCV of Imported Coal supplied as received at Station, TM Basis	(kcal/kg)		-	
29	Weighted average GCV of coal/ Lignite as Received including biomass	(kcal/kg)	3655		
30	Weighted average GCV of coal/ Lignite as Received excluding biomass	(kcal/kg)	3655		

Details/Information to be submitted in respect of Fuel for Computation of Energy Charges

Name of the Petitioner:- NTPC Ltd.

Name of the Generating Station:- Sipat Stage - I

S.No.	Particulars	Unit	Oct-2023		
			Domestic Coal	Imported Coal	Biomass
			(i)	(ii)	
1	Opening Stock of Coal	(MT)	649467.73	0.00	0.00
2	Value of Opening Stock	(Rs.)	1198418636	0	0
3	Quantity of Coal/lignite supplied by Coal/lignite Company	(MT)	1169938.89	0.00	0.00
4	Adjustment (-) in quantity supplied by Coal/Lignite Company	(MT)	0.00	0.00	0.00
5	Coal Supplied by Coal /Lignite Company (3-4)	(MT)	1169938.89	0.00	0.00
6	Normative transit & Handling losses (for Coal / Lignite based projects)	(MT)	2339.88	0.00	0.00
7	Net Coal / Lignite supplied (5-6)	(MT)	1167599.01	0.00	0.00
8	Amount Charged by the Coal/Lignite Company	(Rs.)	2,27,69,74,888	0	0
9	Adjustment (+/-) in amount charged by Coal/Lignite Company	(Rs.)	0	0.00	0
10	Handling, Sampling and such other similar charges	(Rs.)	4,24,70,446	0	0
11	Total Amount Charged (8+9+10)	(Rs.)	2,31,94,45,334	0	0
12	Transportation charges by Rail/Ship/Road Transport	(Rs.)	0	0	0
13	Adjustment (+/-) in amount charged by Rail/Ship/Road Company	(Rs.)	0	0	0
14	Demurrage charges , if any	(Rs.)	0	0	0
15	Cost of diesel in transporting coal through MGR system if applicable	(Rs.)	2,35,45,266	0	0
16	Total Transportation Charges (12-13+14+15)	(Rs.)	2,35,45,266	0	0
17	Total amount charged for Coal/Lignite supplied including transportation (11+16)	(Rs.)	2,34,29,90,600	0	0
18	Landed cost of coal/Lignite (2+17) / (1+7)	Rs./MT	1948.97	0.00	0.00
19	Blending Ratio (Domestic / Imported)		1.0000	0.0000	-
20	Weighted Average Cost of Coal/Lignite For the month including biomass	Rs./MT	1,948.97		
20A	Weighted Average Cost of Coal/Lignite For the month excluding biomass	Rs./MT	1,948.97		
21	GCV of Domestic Coal of the opening coal stock as per bill of Coal Company, EQ Basis	(kcal/kg)	4054		-
22	GCV of Domestic Coal supplied as per bill of Coal Company, EQ Basis	(kcal/kg)	4001		
23	GCV of Imported Coal of the opening stock as per bill Coal Company, AD Basis	(kcal/kg)		-	
24	GCV of Imported Coal supplied as per bill Coal Company , AD Basis	(kcal/kg)		-	
25	Weighted average GCV of coal/ Lignite as Billed including biomass	(kcal/kg)	4020		
26	GCV of Domestic Coal of the opening stock as received at Station, TM Basis	(kcal/kg)	3643		-
27	GCV of Domestic Coal supplied as received at Station , TM Basis	(kcal/kg)	3430		
28	GCV of Imported Coal of opening stock as received at Station , TM Basis	(kcal/kg)		-	
29	GCV of Imported Coal supplied as received at Station, TM Basis	(kcal/kg)		-	
29	Weighted average GCV of coal/ Lignite as Received including biomass	(kcal/kg)	3506		
30	Weighted average GCV of coal/ Lignite as Received excluding biomass	(kcal/kg)	3506		

Details/Information to be submitted in respect of Fuel for Computation of Energy Charges

Name of the Petitioner:- NTPC Ltd.

Name of the Generating Station:-Sipat Stage-II

S.No.	Particulars	Unit	Oct-2023		
			Domestic Coal	Imported Coal	Biomass
			(i)	(ii)	
1	Opening Stock of Coal	(MT)	649467.73	0.00	0.00
2	Value of Opening Stock	(Rs.)	1198418636	0	0
3	Quantity of Coal/lignite supplied by Coal/lignite Company	(MT)	1169938.89	0.00	0.00
4	Adjustment (-) in quantity supplied by Coal/Lignite Company	(MT)	0.00	0.00	0.00
5	Coal Supplied by Coal /Lignite Company (3-4)	(MT)	1169938.89	0.00	0.00
6	Normative transit & Handling losses (for Coal / Lignite based projects)	(MT)	2339.88	0.00	0.00
7	Net Coal / Lignite supplied (5-6)	(MT)	1167599.01	0.00	0.00
8	Amount Charged by the Coal/Lignite Company	(Rs.)	2276974888	0	0
9	Adjustment (+/-) in amount charged by Coal/Lignite Company	(Rs.)	0.00	0.00	0.00
10	Handling, Sampling and such other similar charges	(Rs.)	4,24,70,446	0	0
11	Total Amount Charged (8+9+10)	(Rs.)	2,31,94,45,334	0	0
12	Transportation charges by Rail/Ship/Road Transport	(Rs.)	0	0	0
13	Adjustment (+/-) in amount charged by Rail/Ship/Road Company	(Rs.)	0.00	0.00	0.00
14	Demurrage charges , if any	(Rs.)	0.00	0.00	0.00
15	Cost of diesel in transporting coal through MGR system if applicable	(Rs.)	2,35,45,266	0	0
16	Total Transportation Charges (12-13+14+15)	(Rs.)	2,35,45,266	0	0
17	Total amount charged for Coal/Lignite supplied including transportation (11+16)	(Rs.)	2,34,29,90,600	0	0
18	Landed cost of coal/Lignite (2+17) / (1+7)	Rs./MT	1948.97	0.00	0.00
19	Blending Ratio (Domestic / Imported)		1.0000	0.0000	-
20	Weighted Average Cost of Coal/Lignite For the month including biomass	Rs./MT	1948.97		
20A	Weighted Average Cost of Coal/Lignite For the month excluding biomass	Rs./MT	1,948.97		
21	GCV of Domestic Coal of the opening coal stock as per bill of Coal Company, EQ Basis	(kcal/kg)	4051		-
22	GCV of Domestic Coal supplied as per bill of Coal Company, EQ Basis	(kcal/kg)	4001		
23	GCV of Imported Coal of the opening stock as per bill Coal Company, AD Basis	(kcal/kg)		-	
24	GCV of Imported Coal supplied as per bill Coal Company , AD Basis	(kcal/kg)		-	
25	Weighted average GCV of coal/ Lignite as Billed including biomass	(kcal/kg)	4020		
26	GCV of Domestic Coal of the opening stock as received at Station, TM Basis	(kcal/kg)	3643		-
27	GCV of Domestic Coal supplied as received at Station , TM Basis	(kcal/kg)	3430		
28	GCV of Imported Coal of opening stock as received at Station , TM Basis	(kcal/kg)		-	
29	GCV of Imported Coal supplied as received at Station, TM Basis	(kcal/kg)		-	
29	Weighted average GCV of coal/ Lignite as Received including biomass	(kcal/kg)	3506		
30	Weighted average GCV of coal/ Lignite as Received excluding biomass	(kcal/kg)	3506		

Details/Information to be submitted in respect of Fuel for Computation of Energy Charges

Name of the Petitioner:- NTPC Ltd.

Name of the Generating Station:- Sipat Stage - I

S.No.	Particulars	Unit	Nov-2023		
			Domestic Coal	Imported Coal	Biomass
			(i)	(ii)	
1	Opening Stock of Coal	(MT)	4,75,445.74	-	0.00
2	Value of Opening Stock	(Rs.)	92,66,29,485.60	-	0
3	Quantity of Coal/lignite supplied by Coal/lignite Company	(MT)	11,86,570.41	-	0.00
4	Adjustment (-) in quantity supplied by Coal/Lignite Company	(MT)	-	-	0.00
5	Coal Supplied by Coal /Lignite Company (3-4)	(MT)	11,86,570.41	-	0.00
6	Normative transit & Handling losses (for Coal / Lignite based projects)	(MT)	2,937.71	-	0.00
7	Net Coal / Lignite supplied (5-6)	(MT)	11,83,632.70	-	0.00
8	Amount Charged by the Coal/Lignite Company	(Rs.)	2,19,50,36,158	-	0
9	Adjustment (+/-) in amount charged by Coal/Lignite Company	(Rs.)	-	-	0
10	Handling, Sampling and such other similar charges	(Rs.)	3,11,25,570	-	0
11	Total Amount Charged (8+9+10)	(Rs.)	2,22,61,61,728	-	0
12	Transportation charges by Rail/Ship/Road Transport	(Rs.)	4,32,32,835	-	0
13	Adjustment (+/-) in amount charged by Rail/Ship/Road Company	(Rs.)	-	-	0
14	Demurrage charges , if any	(Rs.)	-	-	0
15	Cost of diesel in transporting coal through MGR system if applicable	(Rs.)	1,98,62,704	-	0
16	Total Transportation Charges (12-13+14+15)	(Rs.)	6,30,95,539	-	0
17	Total amount charged for Coal/Lignite supplied including transportation (11+16)	(Rs.)	2,28,92,57,266.79	-	0
18	Landed cost of coal/Lignite (2+17) / (1+7)	Rs./MT	1938.36	0.00	0.0
19	Blending Ratio (Domestic / Imported)		1.0000	0.0000	-
20	Weighted Average Cost of Coal/Lignite For the month including biomass	Rs./MT	1,938.36		
20A	Weighted Average Cost of Coal/Lignite For the month excluding biomass	Rs./MT	1,938.36		
21	GCV of Domestic Coal of the opening coal stock as per bill of Coal Company, EQ Basis	(kcal/kg)	4020		-
22	GCV of Domestic Coal supplied as per bill of Coal Company, EQ Basis	(kcal/kg)	4002		
23	GCV of Imported Coal of the opening stock as per bill Coal Company, AD Basis	(kcal/kg)		-	
24	GCV of Imported Coal supplied as per bill Coal Company , AD Basis	(kcal/kg)		-	
25	Weighted average GCV of coal/ Lignite as Billed including biomass	(kcal/kg)	4007		
26	GCV of Domestic Coal of the opening stock as received at Station, TM Basis	(kcal/kg)	3506		-
27	GCV of Domestic Coal supplied as received at Station , TM Basis	(kcal/kg)	3300		
28	GCV of Imported Coal of opening stock as received at Station , TM Basis	(kcal/kg)		-	
29	GCV of Imported Coal supplied as received at Station, TM Basis	(kcal/kg)		-	
29	Weighted average GCV of coal/ Lignite as Received including biomass	(kcal/kg)	3359		
30	Weighted average GCV of coal/ Lignite as Received excluding biomass	(kcal/kg)	3359		

Details/Information to be submitted in respect of Fuel for Computation of Energy ChargesName of the Petitioner:- **NTPC Ltd.**Name of the Generating Station:- **Sipat Stage-II**

Nov-2023

S.No.	Particulars	Unit	Nov-2023		
			Domestic Coal	Imported Coal	Biomass
			(i)	(ii)	
1	Opening Stock of Coal	(MT)	475445.74	0.00	0
2	Value of Opening Stock	(Rs.)	926629486	0	0
3	Quantity of Coal/lignite supplied by Coal/lignite Company	(MT)	1186570.41	0.00	0.00
4	Adjustment (-) in quantity supplied by Coal/Lignite Company	(MT)	0.00	0.00	0.00
5	Coal Supplied by Coal /Lignite Company (3-4)	(MT)	1186570.41	0.00	0.00
6	Normative transit & Handling losses (for Coal / Lignite based projects)	(MT)	2937.71	0.00	0.00
7	Net Coal / Lignite supplied (5-6)	(MT)	1183632.70	0.00	0.00
8	Amount Charged by the Coal/Lignite Company	(Rs.)	2195036158	0	0
9	Adjustment (+/-) in amount charged by Coal/Lignite Company	(Rs.)	0.00	0.00	0
10	Handling, Sampling and such other similar charges	(Rs.)	3,11,25,570	0	0
11	Total Amount Charged (8+9+10)	(Rs.)	2,22,61,61,728	0	0
12	Transportation charges by Rail/Ship/Road Transport	(Rs.)	4,32,32,835	0	0
13	Adjustment (+/-) in amount charged by Rail/Ship/Road Company	(Rs.)	0.00	0.00	0
14	Demurrage charges , if any	(Rs.)	0.00	0.00	0
15	Cost of diesel in transporting coal through MGR system if applicable	(Rs.)	1,98,62,704	0	0
16	Total Transportation Charges (12-13+14+15)	(Rs.)	6,30,95,539	0	0
17	Total amount charged for Coal/Lignite supplied including transportation (11+16)	(Rs.)	2,28,92,57,267	0	0
18	Landed cost of coal/Lignite (2+17) / (1+7)	Rs./MT	1938.36	0.00	0
19	Blending Ratio (Domestic / Imported)		1.0000	0.0000	0.0000
20	Weighted Average Cost of Coal/Lignite For the month including biomass	Rs./MT	1,938.36		
20A	Weighted Average Cost of Coal/Lignite For the month excluding biomass	Rs./MT	1,938.36		
21	GCV of Domestic Coal of the opening coal stock as per bill of Coal Company, EQ Basis	(kcal/kg)	4020		-
22	GCV of Domestic Coal supplied as per bill of Coal Company, EQ Basis	(kcal/kg)	4002		
23	GCV of Imported Coal of the opening stock as per bill Coal Company, AD Basis	(kcal/kg)		-	
24	GCV of Imported Coal supplied as per bill Coal Company , AD Basis	(kcal/kg)		-	
25	Weighted average GCV of coal/ Lignite as Billed including biomass	(kcal/kg)	4007		
26	GCV of Domestic Coal of the opening stock as received at Station, TM Basis	(kcal/kg)	3506		-
27	GCV of Domestic Coal supplied as received at Station , TM Basis	(kcal/kg)	3300		
28	GCV of Imported Coal of opening stock as received at Station , TM Basis	(kcal/kg)		-	
29	GCV of Imported Coal supplied as received at Station, TM Basis	(kcal/kg)		-	
29	Weighted average GCV of coal/ Lignite as Received including biomass	(kcal/kg)	3359		
30	Weighted average GCV of coal/ Lignite as Received excluding biomass	(kcal/kg)	3359		

Details/Information to be submitted in respect of Fuel for Computation of Energy Charges

Name of the Petitioner:- NTPC Ltd.

Name of the Generating Station:- Sipat Stage - I

S.No.	Particulars	Unit	Dec-2023		
			Domestic Coal	Imported Coal	Biomass
			(i)	(ii)	
1	Opening Stock of Coal	(MT)	252252.44	0.00	0.00
2	Value of Opening Stock	(Rs.)	488955283	0	0
3	Quantity of Coal/lignite supplied by Coal/lignite Company	(MT)	1408209.44	0.00	0.00
4	Adjustment (-) in quantity supplied by Coal/Lignite Company	(MT)	0.00	0.00	0.00
5	Coal Supplied by Coal /Lignite Company (3-4)	(MT)	1408209.44	0.00	0.00
6	Normative transit & Handling losses (for Coal / Lignite based projects)	(MT)	4362.34	0.00	0.00
7	Net Coal / Lignite supplied (5-6)	(MT)	1403847.10	0.00	0.00
8	Amount Charged by the Coal/Lignite Company	(Rs.)	2,82,12,55,537	0	0
9	Adjustment (+/-) in amount charged by Coal/Lignite Company	(Rs.)	0	0.00	0
10	Handling, Sampling and such other similar charges	(Rs.)	2,59,46,627	0	0
11	Total Amount Charged (8+9+10)	(Rs.)	2,84,72,02,164	0	0
12	Transportation charges by Rail/Ship/Road Transport	(Rs.)	11,60,93,588	0	0
13	Adjustment (+/-) in amount charged by Rail/Ship/Road Company	(Rs.)	0	0	0
14	Demurrage charges , if any	(Rs.)	0	0	0
15	Cost of diesel in transporting coal through MGR system if applicable	(Rs.)	1,77,33,493	0	0
16	Total Transportation Charges (12-13+14+15)	(Rs.)	13,38,27,081	0	0
17	Total amount charged for Coal/Lignite supplied including transportation (11+16)	(Rs.)	2,98,10,29,244	0	0
18	Landed cost of coal/Lignite (2+17) / (1+7)	Rs./MT	2095.28	0.00	0.00
19	Blending Ratio (Domestic / Imported)		1.0000	0.0000	0.0000
20	Weighted Average Cost of Coal/Lignite For the month including biomass	Rs./MT	2,095.28		
20A	Weighted Average Cost of Coal/Lignite For the month excluding biomass	Rs./MT	2,095.28		
21	GCV of Domestic Coal of the opening coal stock as per bill of Coal Company, EQ Basis	(kcal/kg)	4007		-
22	GCV of Domestic Coal supplied as per bill of Coal Company, EQ Basis	(kcal/kg)	3995		
23	GCV of Imported Coal of the opening stock as per bill Coal Company, AD Basis	(kcal/kg)		-	
24	GCV of Imported Coal supplied as per bill Coal Company , AD Basis	(kcal/kg)		-	
25	Weighted average GCV of coal/ Lignite as Billed including biomass	(kcal/kg)	3997		
26	GCV of Domestic Coal of the opening stock as received at Station, TM Basis	(kcal/kg)	3359		-
27	GCV of Domestic Coal supplied as received at Station , TM Basis	(kcal/kg)	3368		
28	GCV of Imported Coal of opening stock as received at Station , TM Basis	(kcal/kg)		-	
29	GCV of Imported Coal supplied as received at Station, TM Basis	(kcal/kg)		-	
29	Weighted average GCV of coal/ Lignite as Received including biomass	(kcal/kg)	3367		
30	Weighted average GCV of coal/ Lignite as Received excluding biomass	(kcal/kg)	3367		

Details/Information to be submitted in respect of Fuel for Computation of Energy Charges

Name of the Petitioner:- NTPC Ltd.

Name of the Generating Station:-Sipat Stage-II

S.No.	Particulars	Unit	Dec-2023		
			Domestic Coal	Imported Coal	Biomass
			(i)	(ii)	
1	Opening Stock of Coal	(MT)	252252.44	0.00	0.00
2	Value of Opening Stock	(Rs.)	488955283	0	0
3	Quantity of Coal/lignite supplied by Coal/lignite Company	(MT)	1408209.44	0.00	0.00
4	Adjustment (-) in quantity supplied by Coal/Lignite Company	(MT)	0.00	0.00	0.00
5	Coal Supplied by Coal /Lignite Company (3-4)	(MT)	1408209.44	0.00	0.00
6	Normative transit & Handling losses (for Coal / Lignite based projects)	(MT)	4362.34	0.00	0.00
7	Net Coal / Lignite supplied (5-6)	(MT)	1403847.10	0.00	0.00
8	Amount Charged by the Coal/Lignite Company	(Rs.)	2821255537	0	0
9	Adjustment (+/-) in amount charged by Coal/Lignite Company	(Rs.)	0.00	0.00	0.00
10	Handling, Sampling and such other similar charges	(Rs.)	2,59,46,627	0	0
11	Total Amount Charged (8+9+10)	(Rs.)	2,84,72,02,164	0	0
12	Transportation charges by Rail/Ship/Road Transport	(Rs.)	11,60,93,588	0	0
13	Adjustment (+/-) in amount charged by Rail/Ship/Road Company	(Rs.)	0.00	0.00	0.00
14	Demurrage charges , if any	(Rs.)	0.00	0.00	0.00
15	Cost of diesel in transporting coal through MGR system if applicable	(Rs.)	1,77,33,493	0	0
16	Total Transportation Charges (12-13+14+15)	(Rs.)	13,38,27,081	0	0
17	Total amount charged for Coal/Lignite supplied including transportation (11+16)	(Rs.)	2,98,10,29,244	0	0
18	Landed cost of coal/Lignite (2+17) / (1+7)	Rs./MT	2095.28	0.00	0.00
19	Blending Ratio (Domestic / Imported)		1.0000	0.0000	0.0000
20	Weighted Average Cost of Coal/Lignite For the month including biomass	Rs./MT	2,095.28		
20A	Weighted Average Cost of Coal/Lignite For the month excluding biomass	Rs./MT	2,095.28		
21	GCV of Domestic Coal of the opening coal stock as per bill of Coal Company, EQ Basis	(kcal/kg)	4007		-
22	GCV of Domestic Coal supplied as per bill of Coal Company, EQ Basis	(kcal/kg)	3995		
23	GCV of Imported Coal of the opening stock as per bill Coal Company, AD Basis	(kcal/kg)		-	
24	GCV of Imported Coal supplied as per bill Coal Company , AD Basis	(kcal/kg)		-	
25	Weighted average GCV of coal/ Lignite as Billed including biomass	(kcal/kg)	3997		
26	GCV of Domestic Coal of the opening stock as received at Station, TM Basis	(kcal/kg)	3359		-
27	GCV of Domestic Coal supplied as received at Station , TM Basis	(kcal/kg)	3368		
28	GCV of Imported Coal of opening stock as received at Station , TM Basis	(kcal/kg)		-	
29	GCV of Imported Coal supplied as received at Station, TM Basis	(kcal/kg)		-	
29	Weighted average GCV of coal/ Lignite as Received including biomass	(kcal/kg)	3367		
30	Weighted average GCV of coal/ Lignite as Received excluding biomass	(kcal/kg)	3367		

Details of Sourcewise fuel for computation of Energy Charges

Company		NTPC Limited			
Name of the generating Station		Sipat Super Thermal Power Proj-STAGE 01			
Month		January-2024			
SL	Particulars	Unit	COAL-DOMESTIC	COAL - IMPORTED	FUEL:SOLID:BIOMASS PELLETS
A)	OPENING QUANTITY				
1	Opening Stock of coal	MT	188573.54	0.00	0.00
2	Value of Stock	Rs.	395113418.11	0.00	0.00
B)	QUANTITY				
3	Quantity of Coal /Lignite supplied by Coal / Lignite Company	MT	1518822.84	0.00	0.00
3.01	- Qty Received (Pit Head)	MT	1192713.80	0.00	0.00
3.02	- Qty Received (Non Pit Head)	MT	326109.04	0.00	0.00
4	Adjustment (+/-) in quantity supplied made by Coal / Lignite Company	MT	0.00	0.00	0.00
5	Coal supplied by Coal/Lignite Company (3+4)	MT	1518822.84	0.00	0.00
6	Normative transit & Handling losses (for Coal /Lignite based projects)	MT	4994.30	0.00	0.00
6.01	- Normative Loss (Pit Head)	MT	2385.43	0.00	0.00
6.02	- Normative Loss (Non Pit Head)	MT	2608.87	0.00	0.00
7	Net Coal / Lignite supplied (5 - 6)	MT	1513828.54	0.00	0.00
C)	PRICE				
8	Amount charged by the Coal / Lignite Company	Rs.	2963811220.00	0.00	0.00
9	Adjustment (+ / -) in amount charged by coal / Lignite Company	Rs.	0.00	0.00	0.00
10	Handling,Sampling and such other Similar charges	Rs.	27833336.91	0.00	0.00
11	Total Amount charged (8 +9+10)	Rs.	2991644556.91	0.00	0.00
D)	TRANSPORTATION				
12	Transportation charges by Rail / Ship / Road Transport	Rs.	121912139.00	0.00	0.00
13	Adjustment (+/-) in amount charged by railways / transport company	Rs.	0.00	0.00	0.00
14	Demurrage charges, if any	Rs.	0.00	0.00	0.00
15	Cost of diesel in transporting Coal through MGR system, if applicable	Rs.	24962030.00	0.00	0.00
16	Total transportation charges (12+/- 13 - 14 + 15)	Rs.	146874169.00	0.00	0.00
17	Total amount charged for Coal / Lignite supplied including transportation (11 + 16)	Rs.	3138518725.91	0.00	0.00
E)	TOTAL COST				
18	Landed Cost of Coal/Lignite (2+17) / (1+7)	Rs./MT	2075.67	0.00	0.00
19	Blending Ratio (Domestic/Imported)	%	100.00	0.00	0.00
20	Weighted average cost of Coal /Lignite (Including biomass)	Rs./MT	2075.67		
20.10	Weighted average cost of Coal /Lignite (Excluding biomass)	Rs./MT	2075.67	2075.67	0.00
F)	QUALITY				
21	GCV of Domestic coal of the opening coal stock as per bill of coal company	kCal/Kg	3997	0	0
22	GCV of Domestic coal supplied as per bill of coal company	kCal/Kg	3971	0	0
23	GCV of Imported coal of the opening coal stock as per bill of coal company	kCal/Kg	0	0	0
24	GCV of Imported coal supplied as per bill of coal company	kCal/Kg	0	0	0
25	Weighted average GCV of Coal /Lignite as billed (Including biomass)	kCal/Kg	3974		
25.10	Weighted average GCV of Coal /Lignite as billed (Excluding biomass)	kCal/Kg	3974	3974	0
26	GCV of Domestic coal of the Opening stock as received at station	kCal/Kg	3367	0	0
27	GCV of Domestic coal/biomass supplied as received at station	kCal/Kg	3676	0	0
28	GCV of Imported coal of the Opening stock as received at station	kCal/Kg	0	0	0
29	GCV of Imported coal supplied as received at station	kCal/Kg	0	0	0
30	Weighted average GCV of coal/ Lignite as Received (Including biomass)	kCal/Kg	3642		
30.10	Weighted average GCV of coal/ Lignite as Received (Excluding biomass)	kCal/Kg	3642	3642	0

Submitted On :16.04.2024

Details of Sourcewise fuel for computation of Energy Charges

Company		NTPC Limited			
Name of the generating Station		Sipat Super Thermal Power Proj-STAGE 02			
Month		January-2024			
SL	Particulars	Unit	COAL-DOMESTIC	COAL - IMPORTED	FUEL:SOLID:BIOMASS PELLETS
A)	OPENING QUANTITY				
1	Opening Stock of coal	MT	188573.54	0.00	0.00
2	Value of Stock	Rs.	395113418.11	0.00	0.00
B)	QUANTITY				
3	Quantity of Coal /Lignite supplied by Coal / Lignite Company	MT	1518822.84	0.00	0.00
3.01	- Qty Received (Pit Head)	MT	1192713.80	0.00	0.00
3.02	- Qty Received (Non Pit Head)	MT	326109.04	0.00	0.00
4	Adjustment (+/-) in quantity supplied made by Coal / Lignite Company	MT	0.00	0.00	0.00
5	Coal supplied by Coal/Lignite Company (3+4)	MT	1518822.84	0.00	0.00
6	Normative transit & Handling losses (for Coal /Lignite based projects)	MT	4994.30	0.00	0.00
6.01	- Normative Loss (Pit Head)	MT	2385.43	0.00	0.00
6.02	- Normative Loss (Non Pit Head)	MT	2608.87	0.00	0.00
7	Net Coal / Lignite supplied (5 - 6)	MT	1513828.54	0.00	0.00
C)	PRICE				
8	Amount charged by the Coal / Lignite Company	Rs.	2963811220.00	0.00	0.00
9	Adjustment (+ / -) in amount charged by coal / Lignite Company	Rs.	0.00	0.00	0.00
10	Handling,Sampling and such other Similar charges	Rs.	27833336.91	0.00	0.00
11	Total Amount charged (8 +9+10)	Rs.	2991644556.91	0.00	0.00
D)	TRANSPORTATION				
12	Transportation charges by Rail / Ship / Road Transport	Rs.	121912139.00	0.00	0.00
13	Adjustment (+/-) in amount charged by railways / transport company	Rs.	0.00	0.00	0.00
14	Demurrage charges, if any	Rs.	0.00	0.00	0.00
15	Cost of diesel in transporting Coal through MGR system, if applicable	Rs.	24962030.00	0.00	0.00
16	Total transportation charges (12+/- 13 - 14 + 15)	Rs.	146874169.00	0.00	0.00
17	Total amount charged for Coal / Lignite supplied including transportation (11 + 16)	Rs.	3138518725.91	0.00	0.00
E)	TOTAL COST				
18	Landed Cost of Coal/Lignite (2+17) / (1+7)	Rs./MT	2075.67	0.00	0.00
19	Blending Ratio (Domestic/Imported)	%	100.00	0.00	0.00
20	Weighted average cost of Coal /Lignite (Including biomass)	Rs./MT	2075.67		
20.10	Weighted average cost of Coal /Lignite (Excluding biomass)	Rs./MT	2075.67	2075.67	0.00
F)	QUALITY				
21	GCV of Domestic coal of the opening coal stock as per bill of coal company	kCal/Kg	3997	0	0
22	GCV of Domestic coal supplied as per bill of coal company	kCal/Kg	3971	0	0
23	GCV of Imported coal of the opening coal stock as per bill of coal company	kCal/Kg	0	0	0
24	GCV of Imported coal supplied as per bill of coal company	kCal/Kg	0	0	0
25	Weighted average GCV of Coal /Lignite as billed (Including biomass)	kCal/Kg	3974		
25.10	Weighted average GCV of Coal /Lignite as billed (Excluding biomass)	kCal/Kg	3974	3974	0
26	GCV of Domestic coal of the Opening stock as received at station	kCal/Kg	3367	0	0
27	GCV of Domestic coal/biomass supplied as received at station	kCal/Kg	3676	0	0
28	GCV of Imported coal of the Opening stock as received at station	kCal/Kg	0	0	0
29	GCV of Imported coal supplied as received at station	kCal/Kg	0	0	0
30	Weighted average GCV of coal/ Lignite as Received (Including biomass)	kCal/Kg	3642		
30.10	Weighted average GCV of coal/ Lignite as Received (Excluding biomass)	kCal/Kg	3642	3642	0

Submitted On :16.04.2024

Details of Sourcewise fuel for computation of Energy Charges

Company		NTPC Limited			
Name of the generating Station		Sipat Super Thermal Power Proj-STAGE 01			
Month		February-2024			
SL	Particulars	Unit	COAL-DOMESTIC	COAL - IMPORTED	FUEL:SOLID:BIOMASS PELLETS
A)	OPENING QUANTITY				
1	Opening Stock of coal	MT	328275.08	0.00	0.00
2	Value of Stock	Rs.	681392457.53	0.00	0.00
B)	QUANTITY				
3	Quantity of Coal /Lignite supplied by Coal / Lignite Company	MT	1395621.61	0.00	0.00
3.01	- Qty Received (Pit Head)	MT	1000677.68	0.00	0.00
3.02	- Qty Received (Non Pit Head)	MT	394943.93	0.00	0.00
4	Adjustment (+/-) in quantity supplied made by Coal / Lignite Company	MT	0.00	0.00	0.00
5	Coal supplied by Coal/Lignite Company (3+4)	MT	1395621.61	0.00	0.00
6	Normative transit & Handling losses (for Coal /Lignite based projects)	MT	5160.91	0.00	0.00
6.01	- Normative Loss (Pit Head)	MT	2001.36	0.00	0.00
6.02	- Normative Loss (Non Pit Head)	MT	3159.55	0.00	0.00
7	Net Coal / Lignite supplied (5 - 6)	MT	1390460.70	0.00	0.00
C)	PRICE				
8	Amount charged by the Coal / Lignite Company	Rs.	2562225603.01	0.00	0.00
9	Adjustment (+ / -) in amount charged by coal / Lignite Company	Rs.	0.00	0.00	0.00
10	Handling,Sampling and such other Similar charges	Rs.	30813469.37	0.00	0.00
11	Total Amount charged (8 +9+10)	Rs.	2593039072.38	0.00	0.00
D)	TRANSPORTATION				
12	Transportation charges by Rail / Ship / Road Transport	Rs.	144207810.00	0.00	0.00
13	Adjustment (+/-) in amount charged by railways / transport company	Rs.	0.00	0.00	0.00
14	Demurrage charges, if any	Rs.	0.00	0.00	0.00
15	Cost of diesel in transporting Coal through MGR system, if applicable	Rs.	21650657.00	0.00	0.00
16	Total transportation charges (12+/- 13 - 14 + 15)	Rs.	165858467.00	0.00	0.00
17	Total amount charged for Coal / Lignite supplied including transportation (11 + 16)	Rs.	2758897539.38	0.00	0.00
E)	TOTAL COST				
18	Landed Cost of Coal/Lignite (2+17) / (1+7)	Rs./MT	2001.64	0.00	0.00
19	Blending Ratio (Domestic/Imported)	%	100.00	0.00	0.00
20	Weighted average cost of Coal /Lignite (Including biomass)	Rs./MT	2001.64		
20.10	Weighted average cost of Coal /Lignite (Excluding biomass)	Rs./MT	2001.64	2001.64	0.00
F)	QUALITY				
21	GCV of Domestic coal of the opening coal stock as per bill of coal company	kCal/Kg	3974	0	0
22	GCV of Domestic coal supplied as per bill of coal company	kCal/Kg	3967	0	0
23	GCV of Imported coal of the opening coal stock as per bill of coal company	kCal/Kg	0	0	0
24	GCV of Imported coal supplied as per bill of coal company	kCal/Kg	0	0	0
25	Weighted average GCV of Coal /Lignite as billed (Including biomass)	kCal/Kg	3968		
25.10	Weighted average GCV of Coal /Lignite as billed (Excluding biomass)	kCal/Kg	3968	3968	0
26	GCV of Domestic coal of the Opening stock as received at station	kCal/Kg	3641	0	0
27	GCV of Domestic coal/biomass supplied as received at station	kCal/Kg	3387	0	0
28	GCV of Imported coal of the Opening stock as received at station	kCal/Kg	0	0	0
29	GCV of Imported coal supplied as received at station	kCal/Kg	0	0	0
30	Weighted average GCV of coal/ Lignite as Received (Including biomass)	kCal/Kg	3436		
30.10	Weighted average GCV of coal/ Lignite as Received (Excluding biomass)	kCal/Kg	3436	3436	0

Submitted On :16.04.2024

Details of Sourcewise fuel for computation of Energy Charges

Company		NTPC Limited			
Name of the generating Station		Sipat Super Thermal Power Proj-STAGE 02			
Month		February-2024			
SL	Particulars	Unit	COAL-DOMESTIC	COAL - IMPORTED	FUEL:SOLID:BIOMASS PELLETS
A)	OPENING QUANTITY				
1	Opening Stock of coal	MT	328275.08	0.00	0.00
2	Value of Stock	Rs.	681392457.53	0.00	0.00
B)	QUANTITY				
3	Quantity of Coal /Lignite supplied by Coal / Lignite Company	MT	1395621.61	0.00	0.00
3.01	- Qty Received (Pit Head)	MT	1000677.68	0.00	0.00
3.02	- Qty Received (Non Pit Head)	MT	394943.93	0.00	0.00
4	Adjustment (+/-) in quantity supplied made by Coal / Lignite Company	MT	0.00	0.00	0.00
5	Coal supplied by Coal/Lignite Company (3+4)	MT	1395621.61	0.00	0.00
6	Normative transit & Handling losses (for Coal /Lignite based projects)	MT	5160.91	0.00	0.00
6.01	- Normative Loss (Pit Head)	MT	2001.36	0.00	0.00
6.02	- Normative Loss (Non Pit Head)	MT	3159.55	0.00	0.00
7	Net Coal / Lignite supplied (5 - 6)	MT	1390460.70	0.00	0.00
C)	PRICE				
8	Amount charged by the Coal / Lignite Company	Rs.	2562225603.01	0.00	0.00
9	Adjustment (+ / -) in amount charged by coal / Lignite Company	Rs.	0.00	0.00	0.00
10	Handling,Sampling and such other Similar charges	Rs.	30813469.37	0.00	0.00
11	Total Amount charged (8 +9+10)	Rs.	2593039072.38	0.00	0.00
D)	TRANSPORTATION				
12	Transportation charges by Rail / Ship / Road Transport	Rs.	144207810.00	0.00	0.00
13	Adjustment (+/-) in amount charged by railways / transport company	Rs.	0.00	0.00	0.00
14	Demurrage charges, if any	Rs.	0.00	0.00	0.00
15	Cost of diesel in transporting Coal through MGR system, if applicable	Rs.	21650657.00	0.00	0.00
16	Total transportation charges (12+/- 13 - 14 + 15)	Rs.	165858467.00	0.00	0.00
17	Total amount charged for Coal / Lignite supplied including transportation (11 + 16)	Rs.	2758897539.38	0.00	0.00
E)	TOTAL COST				
18	Landed Cost of Coal/Lignite (2+17) / (1+7)	Rs./MT	2001.64	0.00	0.00
19	Blending Ratio (Domestic/Imported)	%	100.00	0.00	0.00
20	Weighted average cost of Coal /Lignite (Including biomass)	Rs./MT	2001.64		
20.10	Weighted average cost of Coal /Lignite (Excluding biomass)	Rs./MT	2001.64	2001.64	0.00
F)	QUALITY				
21	GCV of Domestic coal of the opening coal stock as per bill of coal company	kCal/Kg	3974	0	0
22	GCV of Domestic coal supplied as per bill of coal company	kCal/Kg	3967	0	0
23	GCV of Imported coal of the opening coal stock as per bill of coal company	kCal/Kg	0	0	0
24	GCV of Imported coal supplied as per bill of coal company	kCal/Kg	0	0	0
25	Weighted average GCV of Coal /Lignite as billed (Including biomass)	kCal/Kg	3968		
25.10	Weighted average GCV of Coal /Lignite as billed (Excluding biomass)	kCal/Kg	3968	3968	0
26	GCV of Domestic coal of the Opening stock as received at station	kCal/Kg	3641	0	0
27	GCV of Domestic coal/biomass supplied as received at station	kCal/Kg	3387	0	0
28	GCV of Imported coal of the Opening stock as received at station	kCal/Kg	0	0	0
29	GCV of Imported coal supplied as received at station	kCal/Kg	0	0	0
30	Weighted average GCV of coal/ Lignite as Received (Including biomass)	kCal/Kg	3436		
30.10	Weighted average GCV of coal/ Lignite as Received (Excluding biomass)	kCal/Kg	3436	3436	0

Submitted On :16.04.2024

Details of Sourcewise fuel for computation of Energy Charges

Company		NTPC Limited			
Name of the generating Station		Sipat Super Thermal Power Proj-STAGE 01			
Month		March-2024			
SL	Particulars	Unit	COAL-DOMESTIC	COAL - IMPORTED	FUEL:SOLID:BIOMASS PELLETS
A)	OPENING QUANTITY				
1	Opening Stock of coal	MT	356649.78	0.00	0.00
2	Value of Stock	Rs.	713884177.49	0.00	0.00
B)	QUANTITY				
3	Quantity of Coal /Lignite supplied by Coal / Lignite Company	MT	1466845.94	0.00	0.00
3.01	- Qty Received (Pit Head)	MT	941183.52	0.00	0.00
3.02	- Qty Received (Non Pit Head)	MT	525662.42	0.00	0.00
4	Adjustment (+/-) in quantity supplied made by Coal / Lignite Company	MT	0.00	0.00	0.00
5	Coal supplied by Coal/Lignite Company (3+4)	MT	1466845.94	0.00	0.00
6	Normative transit & Handling losses (for Coal /Lignite based projects)	MT	6087.67	0.00	0.00
6.01	- Normative Loss (Pit Head)	MT	1882.37	0.00	0.00
6.02	- Normative Loss (Non Pit Head)	MT	4205.30	0.00	0.00
7	Net Coal / Lignite supplied (5 - 6)	MT	1460758.27	0.00	0.00
C)	PRICE				
8	Amount charged by the Coal / Lignite Company	Rs.	2744648530.64	0.00	0.00
9	Adjustment (+ / -) in amount charged by coal / Lignite Company	Rs.	0.00	0.00	0.00
10	Handling,Sampling and such other Similar charges	Rs.	41671330.23	0.00	0.00
11	Total Amount charged (8 +9+10)	Rs.	2786319860.87	0.00	0.00
D)	TRANSPORTATION				
12	Transportation charges by Rail / Ship / Road Transport	Rs.	175981870.00	0.00	0.00
13	Adjustment (+/-) in amount charged by railways / transport company	Rs.	0.00	0.00	0.00
14	Demurrage charges, if any	Rs.	0.00	0.00	0.00
15	Cost of diesel in transporting Coal through MGR system, if applicable	Rs.	20523541.32	0.00	0.00
16	Total transportation charges (12+/- 13 - 14 + 15)	Rs.	196505411.32	0.00	0.00
17	Total amount charged for Coal / Lignite supplied including transportation (11 + 16)	Rs.	2982825272.19	0.00	0.00
E)	TOTAL COST				
18	Landed Cost of Coal/Lignite (2+17) / (1+7)	Rs./MT	2034.06	0.00	0.00
19	Blending Ratio (Domestic/Imported)	%	100.00	0.00	0.00
20	Weighted average cost of Coal /Lignite (Including biomass)	Rs./MT	2034.06		
20.10	Weighted average cost of Coal /Lignite (Excluding biomass)	Rs./MT	2034.06	2034.06	0.00
F)	QUALITY				
21	GCV of Domestic coal of the opening coal stock as per bill of coal company	kCal/Kg	3968	0	0
22	GCV of Domestic coal supplied as per bill of coal company	kCal/Kg	3933	0	0
23	GCV of Imported coal of the opening coal stock as per bill of coal company	kCal/Kg	0	0	0
24	GCV of Imported coal supplied as per bill of coal company	kCal/Kg	0	0	0
25	Weighted average GCV of Coal /Lignite as billed (Including biomass)	kCal/Kg	3940		
25.10	Weighted average GCV of Coal /Lignite as billed (Excluding biomass)	kCal/Kg	3940	3940	0
26	GCV of Domestic coal of the Opening stock as received at station	kCal/Kg	3435	0	0
27	GCV of Domestic coal/biomass supplied as received at station	kCal/Kg	3455	0	0
28	GCV of Imported coal of the Opening stock as received at station	kCal/Kg	0	0	0
29	GCV of Imported coal supplied as received at station	kCal/Kg	0	0	0
30	Weighted average GCV of coal/ Lignite as Received (Including biomass)	kCal/Kg	3451		
30.10	Weighted average GCV of coal/ Lignite as Received (Excluding biomass)	kCal/Kg	3451	3451	0

Submitted On :16.04.2024

Details of Sourcewise fuel for computation of Energy Charges

Company		NTPC Limited			
Name of the generating Station		Sipat Super Thermal Power Proj-STAGE 02			
Month		March-2024			
SL	Particulars	Unit	COAL-DOMESTIC	COAL - IMPORTED	FUEL:SOLID:BIOMASS PELLETS
A)	OPENING QUANTITY				
1	Opening Stock of coal	MT	356649.78	0.00	0.00
2	Value of Stock	Rs.	713884177.49	0.00	0.00
B)	QUANTITY				
3	Quantity of Coal /Lignite supplied by Coal / Lignite Company	MT	1466845.94	0.00	0.00
3.01	- Qty Received (Pit Head)	MT	941183.52	0.00	0.00
3.02	- Qty Received (Non Pit Head)	MT	525662.42	0.00	0.00
4	Adjustment (+/-) in quantity supplied made by Coal / Lignite Company	MT	0.00	0.00	0.00
5	Coal supplied by Coal/Lignite Company (3+4)	MT	1466845.94	0.00	0.00
6	Normative transit & Handling losses (for Coal /Lignite based projects)	MT	6087.67	0.00	0.00
6.01	- Normative Loss (Pit Head)	MT	1882.37	0.00	0.00
6.02	- Normative Loss (Non Pit Head)	MT	4205.30	0.00	0.00
7	Net Coal / Lignite supplied (5 - 6)	MT	1460758.27	0.00	0.00
C)	PRICE				
8	Amount charged by the Coal / Lignite Company	Rs.	2744648530.64	0.00	0.00
9	Adjustment (+ / -) in amount charged by coal / Lignite Company	Rs.	0.00	0.00	0.00
10	Handling,Sampling and such other Similar charges	Rs.	41671330.23	0.00	0.00
11	Total Amount charged (8 +9+10)	Rs.	2786319860.87	0.00	0.00
D)	TRANSPORTATION				
12	Transportation charges by Rail / Ship / Road Transport	Rs.	175981870.00	0.00	0.00
13	Adjustment (+/-) in amount charged by railways / transport company	Rs.	0.00	0.00	0.00
14	Demurrage charges, if any	Rs.	0.00	0.00	0.00
15	Cost of diesel in transporting Coal through MGR system, if applicable	Rs.	20523541.32	0.00	0.00
16	Total transportation charges (12+/- 13 - 14 + 15)	Rs.	196505411.32	0.00	0.00
17	Total amount charged for Coal / Lignite supplied including transportation (11 + 16)	Rs.	2982825272.19	0.00	0.00
E)	TOTAL COST				
18	Landed Cost of Coal/Lignite (2+17) / (1+7)	Rs./MT	2034.06	0.00	0.00
19	Blending Ratio (Domestic/Imported)	%	100.00	0.00	0.00
20	Weighted average cost of Coal /Lignite (Including biomass)	Rs./MT	2034.06		
20.10	Weighted average cost of Coal /Lignite (Excluding biomass)	Rs./MT	2034.06	2034.06	0.00
F)	QUALITY				
21	GCV of Domestic coal of the opening coal stock as per bill of coal company	kCal/Kg	3968	0	0
22	GCV of Domestic coal supplied as per bill of coal company	kCal/Kg	3933	0	0
23	GCV of Imported coal of the opening coal stock as per bill of coal company	kCal/Kg	0	0	0
24	GCV of Imported coal supplied as per bill of coal company	kCal/Kg	0	0	0
25	Weighted average GCV of Coal /Lignite as billed (Including biomass)	kCal/Kg	3940		
25.10	Weighted average GCV of Coal /Lignite as billed (Excluding biomass)	kCal/Kg	3940	3940	0
26	GCV of Domestic coal of the Opening stock as received at station	kCal/Kg	3435	0	0
27	GCV of Domestic coal/biomass supplied as received at station	kCal/Kg	3455	0	0
28	GCV of Imported coal of the Opening stock as received at station	kCal/Kg	0	0	0
29	GCV of Imported coal supplied as received at station	kCal/Kg	0	0	0
30	Weighted average GCV of coal/ Lignite as Received (Including biomass)	kCal/Kg	3451		
30.10	Weighted average GCV of coal/ Lignite as Received (Excluding biomass)	kCal/Kg	3451	3451	0

Submitted On :16.04.2024

Name of the Petitioner:- **NTPC Ltd.****SECONDARY FUEL**Name of the Generating Station:- **Sipat Stage - I**

Apr-23

S.No.	Particulars	Unit	LDO
			(i)
1	Opening Stock of Secondary fuel	(KL)	3229.87
2	Value of Opening Stock	(Rs.)	240547077
3	Quantity of Secondary fuel supplied by Secondary fuel Company	(KL)	2908.99
4	Adjustment (-) in quantity supplied by Secondary fuel Company	(KL)	0.00
5	Secondary fuel Supplied by Secondary fuel Company (3-4)	(KL)	2908.99
6	Normative transit & Handling losses	(KL)	0.00
7	Net Secondary fuel supplied (5-6)	(KL)	2908.99
8	Amount Charged by the Secondary fuel Company	(Rs.)	22,80,88,165
9	Adjustment (+/-) in amount charged by Secondary fuel Company	(Rs.)	0
10	Handling, Sampling and such other similar charges	(Rs.)	0
11	Total Amount Charged (8+9+10)	(Rs.)	22,80,88,165
12	Transportation charges by Rail/Ship/Road Transport	(Rs.)	0
13	Adjustment (+/-) in amount charged by Rail/Ship/Road Company	(Rs.)	0
14	Demurrage charges , if any	(Rs.)	0
15	Cost of diesel in transporting Secondary fuel through MGR system if applicable	(Rs.)	0
16	Total Transportation Charges (12-13+14+15)	(Rs.)	0
17	Total amount charged for Secondary fuel supplied including transportation (11+16)	(Rs.)	22,80,88,165
18	Landed cost of Secondary fuel (2+17) / (1+7)	Rs./KL	76339.17
19	Blending Ratio		1.00
20	Weighted Average Cost of Secondary fuel For the month	Rs./KL	76339.17
21	GCV of Domestic Secondary fuel of the opening Secondary fuel stock as per bill of Secondary fuel Company	(kcal/KL)	NA
22	GCV of Domestic Secondary fuel supplied as per bill of Secondary fuel Company,	(kcal/KL)	NA
23	GCV of Imported Secondary fuel of the opening stock as per bill Secondary fuel Company	(kcal/KL)	
24	GCV of Imported Secondary fuel supplied as per bill Secondary fuel Company	(kcal/KL)	
25	Weighted average GCV of Secondary fuel as Billed	(kcal/KL)	NA
26	GCV of Domestic Secondary fuel of the opening stock as received at Station	(kcal/KL)	10663
27	GCV of Domestic Secondary fuel supplied as received at Station	(kcal/KL)	10574
28	GCV of Imported Secondary fuel of opening stock as received at Station	(kcal/KL)	
29	GCV of Imported Secondary fuel supplied as received at Station	(kcal/KL)	
30	Weighted average GCV of Secondary fuel as Received	(kcal/KL)	10621

Name of the Petitioner:- **NTPC Ltd.****SECONDARY FUEL**Name of the Generating Station:-**Sipat Stage-II****Apr-23**

S.No.	Particulars	Unit	Domestic Coal
			(i)
1	Opening Stock of Secondary fuel	(MT)	3229.87
2	Value of Opening Stock	(Rs.)	240547077
3	Quantity of Secondary fuel supplied by Secondary fuel Company	(MT)	2908.99
4	Adjustment (-) in quantity supplied by Secondary fuel Company	(MT)	0.00
5	Secondary fuel Supplied by Secondary fuel Company (3-4)	(MT)	2908.99
6	Normative transit & Handling losses	(MT)	0.00
7	Net Secondary fuel supplied (5-6)	(MT)	2908.99
8	Amount Charged by the Secondary fuel Company	(Rs.)	228088165
9	Adjustment (+/-) in amount charged by Secondary fuel Company	(Rs.)	0.00
10	Handling, Sampling and such other similar charges	(Rs.)	0
11	Total Amount Charged (8+9+10)	(Rs.)	22,80,88,165
12	Transportation charges by Rail/Ship/Road Transport	(Rs.)	0
13	Adjustment (+/-) in amount charged by Rail/Ship/Road Company	(Rs.)	0.00
14	Demurrage charges , if any	(Rs.)	0.00
15	Cost of diesel in transporting Secondary fuel through MGR system if applicable	(Rs.)	0
16	Total Transportation Charges (12-13+14+15)	(Rs.)	0
17	Total amount charged for Secondary fuel supplied including transportation (11+16)	(Rs.)	22,80,88,165
18	Landed cost of Secondary fuel (2+17) / (1+7)	Rs./MT	76339.17
19	Blending Ratio		1.00
20	Weighted Average Cost of Secondary fuel For the month	Rs./MT	76339.17
21	GCV of Domestic Secondary fuel of the opening Secondary fuel stock as per bill of Secondary fuel Company	(kcal/kg)	NA
22	GCV of Domestic Secondary fuel supplied as per bill of Secondary fuel Company,	(kcal/kg)	NA
23	GCV of Imported Secondary fuel of the opening stock as per bill Secondary fuel Company	(kcal/kg)	
24	GCV of Imported Secondary fuel supplied as per bill Secondary fuel Company	(kcal/kg)	
25	Weighted average GCV of Secondary fuel as Billed	(kcal/kg)	NA
26	GCV of Domestic Secondary fuel of the opening stock as received at Station	(kcal/kg)	10663
27	GCV of Domestic Secondary fuel supplied as received at Station	(kcal/kg)	10574
28	GCV of Imported Secondary fuel of opening stock as received at Station	(kcal/kg)	
29	GCV of Imported Secondary fuel supplied as received at Station	(kcal/kg)	
30	Weighted average GCV of Secondary fuel as Received	(kcal/kg)	10621

Name of the Petitioner:- **NTPC Ltd.****SECONDARY FUEL**Name of the Generating Station:- **Sipat Stage - I****May-2023**

S.No.	Particulars	Unit	LDO
			(i)
1	Opening Stock of Secondary fuel	(KL)	4851.86
2	Value of Opening Stock	(Rs.)	370386731
3	Quantity of Secondary fuel supplied by Secondary fuel Company	(KL)	0.00
4	Adjustment (-) in quantity supplied by Secondary fuel Company	(KL)	0.00
5	Secondary fuel Supplied by Secondary fuel Company (3-4)	(KL)	0.00
6	Normative transit & Handling losses	(KL)	0.00
7	Net Secondary fuel supplied (5-6)	(KL)	0.00
8	Amount Charged by the Secondary fuel Company	(Rs.)	0
9	Adjustment (+/-) in amount charged by Secondary fuel Company	(Rs.)	0
10	Handling, Sampling and such other similar charges	(Rs.)	0
11	Total Amount Charged (8+9+10)	(Rs.)	0
12	Transportation charges by Rail/Ship/Road Transport	(Rs.)	0
13	Adjustment (+/-) in amount charged by Rail/Ship/Road Company	(Rs.)	0
14	Demurrage charges , if any	(Rs.)	0
15	Cost of diesel in transporting Secondary fuel through MGR system if applicable	(Rs.)	0
16	Total Transportation Charges (12-13+14+15)	(Rs.)	0
17	Total amount charged for Secondary fuel supplied including transportation (11+16)	(Rs.)	0
18	Landed cost of Secondary fuel (2+17) / (1+7)	Rs./KL	76339.17
19	Blending Ratio		1.00
20	Weighted Average Cost of Secondary fuel For the month	Rs./KL	76339.17
21	GCV of Domestic Secondary fuel of the opening Secondary fuel stock as per bill of Secondary fuel Company	(kcal/KL)	NA
22	GCV of Domestic Secondary fuel supplied as per bill of Secondary fuel Company,	(kcal/KL)	NA
23	GCV of Imported Secondary fuel of the opening stock as per bill Secondary fuel Company	(kcal/KL)	
24	GCV of Imported Secondary fuel supplied as per bill Secondary fuel Company	(kcal/KL)	
25	Weighted average GCV of Secondary fuel as Billed	(kcal/KL)	NA
26	GCV of Domestic Secondary fuel of the opening stock as received at Station	(kcal/KL)	10621.00
27	GCV of Domestic Secondary fuel supplied as received at Station	(kcal/KL)	0.00
28	GCV of Imported Secondary fuel of opening stock as received at Station	(kcal/KL)	
29	GCV of Imported Secondary fuel supplied as received at Station	(kcal/KL)	
30	Weighted average GCV of Secondary fuel as Received	(kcal/KL)	10621

Name of the Petitioner:- **NTPC Ltd.****SECONDARY FUEL**Name of the Generating Station:-**Sipat Stage-II****May-2023**

S.No.	Particulars	Unit	LDO
			(i)
1	Opening Stock of Secondary fuel	(MT)	4851.86
2	Value of Opening Stock	(Rs.)	370386731
3	Quantity of Secondary fuel supplied by Secondary fuel Company	(MT)	0.00
4	Adjustment (-) in quantity supplied by Secondary fuel Company	(MT)	0.00
5	Secondary fuel Supplied by Secondary fuel Company (3-4)	(MT)	0.00
6	Normative transit & Handling losses	(MT)	0.00
7	Net Secondary fuel supplied (5-6)	(MT)	0.00
8	Amount Charged by the Secondary fuel Company	(Rs.)	0.00
9	Adjustment (+/-) in amount charged by Secondary fuel Company	(Rs.)	0.00
10	Handling, Sampling and such other similar charges	(Rs.)	0.00
11	Total Amount Charged (8+9+10)	(Rs.)	0.00
12	Transportation charges by Rail/Ship/Road Transport	(Rs.)	0.00
13	Adjustment (+/-) in amount charged by Rail/Ship/Road Company	(Rs.)	0.00
14	Demurrage charges , if any	(Rs.)	0.00
15	Cost of diesel in transporting Secondary fuel through MGR system if applicable	(Rs.)	0.00
16	Total Transportation Charges (12-13+14+15)	(Rs.)	0.00
17	Total amount charged for Secondary fuel supplied including transportation (11+16)	(Rs.)	0.00
18	Landed cost of Secondary fuel (2+17) / (1+7)	Rs./MT	76339.17
19	Blending Ratio		1.00
20	Weighted Average Cost of Secondary fuel For the month	Rs./MT	76339.17
21	GCV of Domestic Secondary fuel of the opening Secondary fuel stock as per bill of Secondary fuel Company	(kcal/kg)	NA
22	GCV of Domestic Secondary fuel supplied as per bill of Secondary fuel Company,	(kcal/kg)	NA
23	GCV of Imported Secondary fuel of the opening stock as per bill Secondary fuel Company	(kcal/kg)	
24	GCV of Imported Secondary fuel supplied as per bill Secondary fuel Company	(kcal/kg)	
25	Weighted average GCV of Secondary fuel as Billed	(kcal/kg)	NA
26	GCV of Domestic Secondary fuel of the opening stock as received at Station	(kcal/kg)	10621
27	GCV of Domestic Secondary fuel supplied as received at Station	(kcal/kg)	0
28	GCV of Imported Secondary fuel of opening stock as received at Station	(kcal/kg)	
29	GCV of Imported Secondary fuel supplied as received at Station	(kcal/kg)	
30	Weighted average GCV of Secondary fuel as Received	(kcal/kg)	10621

Name of the Petitioner:- **NTPC Ltd.****SECONDARY FUEL**Name of the Generating Station:- **Sipat Stage - I****Jun-23**

S.No.	Particulars	Unit	LDO
			(i)
1	Opening Stock of Secondary fuel	(KL)	4411.86
2	Value of Opening Stock	(Rs.)	336797497
3	Quantity of Secondary fuel supplied by Secondary fuel Company	(KL)	0.00
4	Adjustment (-) in quantity supplied by Secondary fuel Company	(KL)	0.00
5	Secondary fuel Supplied by Secondary fuel Company (3-4)	(KL)	0.00
6	Normative transit & Handling losses	(KL)	0.00
7	Net Secondary fuel supplied (5-6)	(KL)	0.00
8	Amount Charged by the Secondary fuel Company	(Rs.)	0
9	Adjustment (+/-) in amount charged by Secondary fuel Company	(Rs.)	0
10	Handling, Sampling and such other similar charges	(Rs.)	0
11	Total Amount Charged (8+9+10)	(Rs.)	0
12	Transportation charges by Rail/Ship/Road Transport	(Rs.)	0
13	Adjustment (+/-) in amount charged by Rail/Ship/Road Company	(Rs.)	0
14	Demurrage charges , if any	(Rs.)	0
15	Cost of diesel in transporting Secondary fuel through MGR system if applicable	(Rs.)	0
16	Total Transportation Charges (12-13+14+15)	(Rs.)	0
17	Total amount charged for Secondary fuel supplied including transportation (11+16)	(Rs.)	0
18	Landed cost of Secondary fuel (2+17) / (1+7)	Rs./KL	76339.17
19	Blending Ratio		1.00
20	Weighted Average Cost of Secondary fuel For the month	Rs./KL	76339.17
21	GCV of Domestic Secondary fuel of the opening Secondary fuel stock as per bill of Secondary fuel Company	(kcal/KL)	NA
22	GCV of Domestic Secondary fuel supplied as per bill of Secondary fuel Company,	(kcal/KL)	NA
23	GCV of Imported Secondary fuel of the opening stock as per bill Secondary fuel Company	(kcal/KL)	
24	GCV of Imported Secondary fuel supplied as per bill Secondary fuel Company	(kcal/KL)	
25	Weighted average GCV of Secondary fuel as Billed	(kcal/KL)	NA
26	GCV of Domestic Secondary fuel of the opening stock as received at Station	(kcal/KL)	10621.00
27	GCV of Domestic Secondary fuel supplied as received at Station	(kcal/KL)	0.00
28	GCV of Imported Secondary fuel of opening stock as received at Station	(kcal/KL)	
29	GCV of Imported Secondary fuel supplied as received at Station	(kcal/KL)	
30	Weighted average GCV of Secondary fuel as Received	(kcal/KL)	10621

Name of the Petitioner:- **NTPC Ltd.****SECONDARY FUEL**Name of the Generating Station:-**Sipat Stage-II****Jun-2023**

S.No.	Particulars	Unit	LDO
			(i)
1	Opening Stock of Secondary fuel	(MT)	4411.86
2	Value of Opening Stock	(Rs.)	336797497
3	Quantity of Secondary fuel supplied by Secondary fuel Company	(MT)	0.00
4	Adjustment (-) in quantity supplied by Secondary fuel Company	(MT)	0.00
5	Secondary fuel Supplied by Secondary fuel Company (3-4)	(MT)	0.00
6	Normative transit & Handling losses	(MT)	0.00
7	Net Secondary fuel supplied (5-6)	(MT)	0.00
8	Amount Charged by the Secondary fuel Company	(Rs.)	0
9	Adjustment (+/-) in amount charged by Secondary fuel Company	(Rs.)	0.00
10	Handling, Sampling and such other similar charges	(Rs.)	0
11	Total Amount Charged (8+9+10)	(Rs.)	0
12	Transportation charges by Rail/Ship/Road Transport	(Rs.)	0
13	Adjustment (+/-) in amount charged by Rail/Ship/Road Company	(Rs.)	0.00
14	Demurrage charges , if any	(Rs.)	0.00
15	Cost of diesel in transporting Secondary fuel through MGR system if applicable	(Rs.)	0
16	Total Transportation Charges (12-13+14+15)	(Rs.)	0
17	Total amount charged for Secondary fuel supplied including transportation (11+16)	(Rs.)	0
18	Landed cost of Secondary fuel (2+17) / (1+7)	Rs./MT	76339.17
19	Blending Ratio		1.00
20	Weighted Average Cost of Secondary fuel For the month	Rs./MT	76339.17
21	GCV of Domestic Secondary fuel of the opening Secondary fuel stock as per bill of Secondary fuel Company	(kcal/kg)	NA
22	GCV of Domestic Secondary fuel supplied as per bill of Secondary fuel Company,	(kcal/kg)	NA
23	GCV of Imported Secondary fuel of the opening stock as per bill Secondary fuel Company	(kcal/kg)	
24	GCV of Imported Secondary fuel supplied as per bill Secondary fuel Company	(kcal/kg)	
25	Weighted average GCV of Secondary fuel as Billed	(kcal/kg)	NA
26	GCV of Domestic Secondary fuel of the opening stock as received at Station	(kcal/kg)	10621
27	GCV of Domestic Secondary fuel supplied as received at Station	(kcal/kg)	0
28	GCV of Imported Secondary fuel of opening stock as received at Station	(kcal/kg)	
29	GCV of Imported Secondary fuel supplied as received at Station	(kcal/kg)	
30	Weighted average GCV of Secondary fuel as Received	(kcal/kg)	10621.00

Name of the Petitioner:- **NTPC Ltd.****SECONDARY FUEL**Name of the Generating Station:- **Sipat Stage - I**

Jul-23

S.No.	Particulars	Unit	LDO
			(i)
1	Opening Stock of Secondary fuel	(KL)	3,592.86
2	Value of Opening Stock	(Rs.)	27,42,75,718
3	Quantity of Secondary fuel supplied by Secondary fuel Company	(KL)	-
4	Adjustment (-) in quantity supplied by Secondary fuel Company	(KL)	-
5	Secondary fuel Supplied by Secondary fuel Company (3-4)	(KL)	-
6	Normative transit & Handling losses	(KL)	-
7	Net Secondary fuel supplied (5-6)	(KL)	-
8	Amount Charged by the Secondary fuel Company	(Rs.)	-
9	Adjustment (+/-) in amount charged by Secondary fuel Company	(Rs.)	-
10	Handling, Sampling and such other similar charges	(Rs.)	-
11	Total Amount Charged (8+9+10)	(Rs.)	-
12	Transportation charges by Rail/Ship/Road Transport	(Rs.)	-
13	Adjustment (+/-) in amount charged by Rail/Ship/Road Company	(Rs.)	-
14	Demurrage charges , if any	(Rs.)	-
15	Cost of diesel in transporting Secondary fuel through MGR system if applicable	(Rs.)	-
16	Total Transportation Charges (12-13+14+15)	(Rs.)	-
17	Total amount charged for Secondary fuel supplied including transportation (11+16)	(Rs.)	-
18	Landed cost of Secondary fuel (2+17) / (1+7)	Rs./KL	76,339.17
19	Blending Ratio		1.00
20	Weighted Average Cost of Secondary fuel For the month	Rs./KL	76,339.17
21	GCV of Domestic Secondary fuel of the opening Secondary fuel stock as per bill of Secondary fuel Company	(kcal/KL)	N.A.
22	GCV of Domestic Secondary fuel supplied as per bill of Secondary fuel Company,	(kcal/KL)	N.A.
23	GCV of Imported Secondary fuel of the opening stock as per bill Secondary fuel Company	(kcal/KL)	
24	GCV of Imported Secondary fuel supplied as per bill Secondary fuel Company	(kcal/KL)	
25	Weighted average GCV of Secondary fuel as Billed	(kcal/KL)	N.A.
26	GCV of Domestic Secondary fuel of the opening stock as received at Station	(kcal/KL)	10621
27	GCV of Domestic Secondary fuel supplied as received at Station	(kcal/KL)	0
28	GCV of Imported Secondary fuel of opening stock as received at Station	(kcal/KL)	N.A.
29	GCV of Imported Secondary fuel supplied as received at Station	(kcal/KL)	N.A.
30	Weighted average GCV of Secondary fuel as Received	(kcal/KL)	10621

Name of the Petitioner:- **NTPC Ltd.****SECONDARY FUEL**Name of the Generating Station:-**Sipat Stage-II****July-2023**

S.No.	Particulars	Unit	LDO
			(i)
1	Opening Stock of Secondary fuel	(MT)	3,592.86
2	Value of Opening Stock	(Rs.)	27,42,75,718
3	Quantity of Secondary fuel supplied by Secondary fuel Company	(MT)	0.00
4	Adjustment (-) in quantity supplied by Secondary fuel Company	(MT)	0
5	Secondary fuel Supplied by Secondary fuel Company (3-4)	(MT)	0.00
6	Normative transit & Handling losses	(MT)	0
7	Net Secondary fuel supplied (5-6)	(MT)	0.00
8	Amount Charged by the Secondary fuel Company	(Rs.)	0
9	Adjustment (+/-) in amount charged by Secondary fuel Company	(Rs.)	0
10	Handling, Sampling and such other similar charges	(Rs.)	0
11	Total Amount Charged (8+9+10)	(Rs.)	0
12	Transportation charges by Rail/Ship/Road Transport	(Rs.)	0
13	Adjustment (+/-) in amount charged by Rail/Ship/Road Company	(Rs.)	0
14	Demurrage charges , if any	(Rs.)	0
15	Cost of diesel in transporting Secondary fuel through MGR system if applicable	(Rs.)	0
16	Total Transportation Charges (12-13+14+15)	(Rs.)	0
17	Total amount charged for Secondary fuel supplied including transportation (11+16)	(Rs.)	0
18	Landed cost of Secondary fuel (2+17) / (1+7)	Rs./MT	76,339.17
19	Blending Ratio		1.00
20	Weighted Average Cost of Secondary fuel For the month	Rs./MT	76,339.17
21	GCV of Domestic Secondary fuel of the opening Secondary fuel stock as per bill of Secondary fuel Company	(kcal/kg)	N.A.
22	GCV of Domestic Secondary fuel supplied as per bill of Secondary fuel Company,	(kcal/kg)	N.A.
23	GCV of Imported Secondary fuel of the opening stock as per bill Secondary fuel Company	(kcal/kg)	
24	GCV of Imported Secondary fuel supplied as per bill Secondary fuel Company	(kcal/kg)	
25	Weighted average GCV of Secondary fuel as Billed	(kcal/kg)	N.A.
26	GCV of Domestic Secondary fuel of the opening stock as received at Station	(kcal/kg)	10621
27	GCV of Domestic Secondary fuel supplied as received at Station	(kcal/kg)	0
28	GCV of Imported Secondary fuel of opening stock as received at Station	(kcal/kg)	
29	GCV of Imported Secondary fuel supplied as received at Station	(kcal/kg)	
30	Weighted average GCV of Secondary fuel as Received	(kcal/kg)	10621

Name of the Petitioner:- **NTPC Ltd.****SECONDARY FUEL**Name of the Generating Station:- **Sipat Stage - I****Aug-23**

S.No.	Particulars	Unit	LDO
			(i)
1	Opening Stock of Secondary fuel	(KL)	3096.86
2	Value of Opening Stock	(Rs.)	236411490
3	Quantity of Secondary fuel supplied by Secondary fuel Company	(KL)	3033.64
4	Adjustment (-) in quantity supplied by Secondary fuel Company	(KL)	0.00
5	Secondary fuel Supplied by Secondary fuel Company (3-4)	(KL)	3033.64
6	Normative transit & Handling losses	(KL)	0.00
7	Net Secondary fuel supplied (5-6)	(KL)	3033.64
8	Amount Charged by the Secondary fuel Company	(Rs.)	236175259
9	Adjustment (+/-) in amount charged by Secondary fuel Company	(Rs.)	0.00
10	Handling, Sampling and such other similar charges	(Rs.)	0.00
11	Total Amount Charged (8+9+10)	(Rs.)	236175259
12	Transportation charges by Rail/Ship/Road Transport	(Rs.)	0.00
13	Adjustment (+/-) in amount charged by Rail/Ship/Road Company	(Rs.)	0.00
14	Demurrage charges , if any	(Rs.)	0.00
15	Cost of diesel in transporting Secondary fuel through MGR system if applicable	(Rs.)	0.00
16	Total Transportation Charges (12-13+14+15)	(Rs.)	0.00
17	Total amount charged for Secondary fuel supplied including transportation (11+16)	(Rs.)	236175259
18	Landed cost of Secondary fuel (2+17) / (1+7)	Rs./KL	77087.84
19	Blending Ratio		1
20	Weighted Average Cost of Secondary fuel For the month	Rs./KL	77087.84
21	GCV of Domestic Secondary fuel of the opening Secondary fuel stock as per bill of Secondary fuel Company	(kcal/KL)	NA
22	GCV of Domestic Secondary fuel supplied as per bill of Secondary fuel Company,	(kcal/KL)	NA
23	GCV of Imported Secondary fuel of the opening stock as per bill Secondary fuel Company	(kcal/KL)	NA
24	GCV of Imported Secondary fuel supplied as per bill Secondary fuel Company	(kcal/KL)	NA
25	Weighted average GCV of Secondary fuel as Billed	(kcal/KL)	NA
26	GCV of Domestic Secondary fuel of the opening stock as received at Station	(kcal/KL)	10621
27	GCV of Domestic Secondary fuel supplied as received at Station	(kcal/KL)	10520
28	GCV of Imported Secondary fuel of opening stock as received at Station	(kcal/KL)	N.A.
29	GCV of Imported Secondary fuel supplied as received at Station	(kcal/KL)	N.A.
30	Weighted average GCV of Secondary fuel as Received	(kcal/KL)	10571

Name of the Petitioner:- **NTPC Ltd.****SECONDARY FUEL**Name of the Generating Station:-**Sipat Stage-II****August-2023**

S.No.	Particulars	Unit	LDO
			(i)
1	Opening Stock of Secondary fuel	(MT)	3,096.86
2	Value of Opening Stock	(Rs.)	23,64,11,490
3	Quantity of Secondary fuel supplied by Secondary fuel Company	(MT)	3033.64
4	Adjustment (-) in quantity supplied by Secondary fuel Company	(MT)	0.00
5	Secondary fuel Supplied by Secondary fuel Company (3-4)	(MT)	3033.64
6	Normative transit & Handling losses	(MT)	0.00
7	Net Secondary fuel supplied (5-6)	(MT)	3033.64
8	Amount Charged by the Secondary fuel Company	(Rs.)	236175259
9	Adjustment (+/-) in amount charged by Secondary fuel Company	(Rs.)	0.00
10	Handling, Sampling and such other similar charges	(Rs.)	0
11	Total Amount Charged (8+9+10)	(Rs.)	23,61,75,259
12	Transportation charges by Rail/Ship/Road Transport	(Rs.)	0.00
13	Adjustment (+/-) in amount charged by Rail/Ship/Road Company	(Rs.)	0.00
14	Demurrage charges , if any	(Rs.)	0.00
15	Cost of diesel in transporting Secondary fuel through MGR system if applicable	(Rs.)	0.00
16	Total Transportation Charges (12-13+14+15)	(Rs.)	0
17	Total amount charged for Secondary fuel supplied including transportation (11+16)	(Rs.)	23,61,75,259
18	Landed cost of Secondary fuel (2+17) / (1+7)	Rs./MT	77087.84
19	Blending Ratio		1
20	Weighted Average Cost of Secondary fuel For the month	Rs./MT	77,087.84
21	GCV of Domestic Secondary fuel of the opening Secondary fuel stock as per bill of Secondary fuel Company	(kcal/kg)	NA
22	GCV of Domestic Secondary fuel supplied as per bill of Secondary fuel Company,	(kcal/kg)	NA
23	GCV of Imported Secondary fuel of the opening stock as per bill Secondary fuel Company	(kcal/kg)	NA
24	GCV of Imported Secondary fuel supplied as per bill Secondary fuel Company	(kcal/kg)	NA
25	Weighted average GCV of Secondary fuel as Billed	(kcal/kg)	NA
26	GCV of Domestic Secondary fuel of the opening stock as received at Station	(kcal/kg)	10621
27	GCV of Domestic Secondary fuel supplied as received at Station	(kcal/kg)	10520
28	GCV of Imported Secondary fuel of opening stock as received at Station	(kcal/kg)	NA
29	GCV of Imported Secondary fuel supplied as received at Station	(kcal/kg)	NA
30	Weighted average GCV of Secondary fuel as Received	(kcal/kg)	10571

Name of the Petitioner:- **NTPC Ltd.****SECONDARY FUEL**Name of the Generating Station:- **Sipat Stage - I**

Sep-23

S.No.	Particulars	Unit	LDO
			(i)
1	Opening Stock of Secondary fuel	(KL)	5,224.50
2	Value of Opening Stock	(Rs.)	40,27,45,169
3	Quantity of Secondary fuel supplied by Secondary fuel Company	(KL)	-
4	Adjustment (-) in quantity supplied by Secondary fuel Company	(KL)	-
5	Secondary fuel Supplied by Secondary fuel Company (3-4)	(KL)	-
6	Normative transit & Handling losses	(KL)	-
7	Net Secondary fuel supplied (5-6)	(KL)	-
8	Amount Charged by the Secondary fuel Company	(Rs.)	-
9	Adjustment (+/-) in amount charged by Secondary fuel Company	(Rs.)	-
10	Handling, Sampling and such other similar charges	(Rs.)	-
11	Total Amount Charged (8+9+10)	(Rs.)	-
12	Transportation charges by Rail/Ship/Road Transport	(Rs.)	-
13	Adjustment (+/-) in amount charged by Rail/Ship/Road Company	(Rs.)	-
14	Demurrage charges , if any	(Rs.)	-
15	Cost of diesel in transporting Secondary fuel through MGR system if applicable	(Rs.)	-
16	Total Transportation Charges (12-13+14+15)	(Rs.)	-
17	Total amount charged for Secondary fuel supplied including transportation (11+16)	(Rs.)	-
18	Landed cost of Secondary fuel (2+17) / (1+7)	Rs./KL	77,087.84
19	Blending Ratio		1.00
20	Weighted Average Cost of Secondary fuel For the month	Rs./KL	77,087.84
21	GCV of Domestic Secondary fuel of the opening Secondary fuel stock as per bill of Secondary fuel Company	(kcal/KL)	N.A.
22	GCV of Domestic Secondary fuel supplied as per bill of Secondary fuel Company,	(kcal/KL)	N.A.
23	GCV of Imported Secondary fuel of the opening stock as per bill Secondary fuel Company	(kcal/KL)	
24	GCV of Imported Secondary fuel supplied as per bill Secondary fuel Company	(kcal/KL)	
25	Weighted average GCV of Secondary fuel as Billed	(kcal/KL)	N.A.
26	GCV of Domestic Secondary fuel of the opening stock as received at Station	(kcal/KL)	10571
27	GCV of Domestic Secondary fuel supplied as received at Station	(kcal/KL)	NA
28	GCV of Imported Secondary fuel of opening stock as received at Station	(kcal/KL)	N.A.
29	GCV of Imported Secondary fuel supplied as received at Station	(kcal/KL)	N.A.
30	Weighted average GCV of Secondary fuel as Received	(kcal/KL)	10571

Name of the Petitioner:- **NTPC Ltd.**Name of the Generating Station:-**Sipat Stage-II**

Sep-2023

S.No.	Particulars	Unit	LDO
			(i)
1	Opening Stock of Secondary fuel	(MT)	5,224.50
2	Value of Opening Stock	(Rs.)	40,27,45,169
3	Quantity of Secondary fuel supplied by Secondary fuel Company	(MT)	0.00
4	Adjustment (-) in quantity supplied by Secondary fuel Company	(MT)	0
5	Secondary fuel Supplied by Secondary fuel Company (3-4)	(MT)	0.00
6	Normative transit & Handling losses	(MT)	0
7	Net Secondary fuel supplied (5-6)	(MT)	0.00
8	Amount Charged by the Secondary fuel Company	(Rs.)	0
9	Adjustment (+/-) in amount charged by Secondary fuel Company	(Rs.)	0
10	Handling, Sampling and such other similar charges	(Rs.)	0
11	Total Amount Charged (8+9+10)	(Rs.)	0
12	Transportation charges by Rail/Ship/Road Transport	(Rs.)	0
13	Adjustment (+/-) in amount charged by Rail/Ship/Road Company	(Rs.)	0
14	Demurrage charges , if any	(Rs.)	0
15	Cost of diesel in transporting Secondary fuel through MGR system if applicable	(Rs.)	0
16	Total Transportation Charges (12-13+14+15)	(Rs.)	0
17	Total amount charged for Secondary fuel supplied including transportation (11+16)	(Rs.)	0
18	Landed cost of Secondary fuel (2+17) / (1+7)	Rs./MT	77,087.84
19	Blending Ratio		1
20	Weighted Average Cost of Secondary fuel For the month	Rs./MT	77,087.84
21	GCV of Domestic Secondary fuel of the opening Secondary fuel stock as per bill of Secondary fuel Company	(kcal/kg)	N.A.
22	GCV of Domestic Secondary fuel supplied as per bill of Secondary fuel Company,	(kcal/kg)	N.A.
23	GCV of Imported Secondary fuel of the opening stock as per bill Secondary fuel Company	(kcal/kg)	
24	GCV of Imported Secondary fuel supplied as per bill Secondary fuel Company	(kcal/kg)	
25	Weighted average GCV of Secondary fuel as Billed	(kcal/kg)	N.A.
26	GCV of Domestic Secondary fuel of the opening stock as received at Station	(kcal/kg)	10571
27	GCV of Domestic Secondary fuel supplied as received at Station	(kcal/kg)	NA
28	GCV of Imported Secondary fuel of opening stock as received at Station	(kcal/kg)	
29	GCV of Imported Secondary fuel supplied as received at Station	(kcal/kg)	
30	Weighted average GCV of Secondary fuel as Received	(kcal/kg)	10571

Name of the Petitioner:- **NTPC Ltd.****SECONDARY FUEL**Name of the Generating Station:- **Sipat Stage - I****Oct-23**

S.No.	Particulars	Unit	LDO
			(i)
1	Opening Stock of Secondary fuel	(KL)	5,224.50
2	Value of Opening Stock	(Rs.)	40,27,45,169
3	Quantity of Secondary fuel supplied by Secondary fuel Company	(KL)	-
4	Adjustment (-) in quantity supplied by Secondary fuel Company	(KL)	-
5	Secondary fuel Supplied by Secondary fuel Company (3-4)	(KL)	-
6	Normative transit & Handling losses	(KL)	-
7	Net Secondary fuel supplied (5-6)	(KL)	-
8	Amount Charged by the Secondary fuel Company	(Rs.)	-
9	Adjustment (+/-) in amount charged by Secondary fuel Company	(Rs.)	-
10	Handling, Sampling and such other similar charges	(Rs.)	-
11	Total Amount Charged (8+9+10)	(Rs.)	-
12	Transportation charges by Rail/Ship/Road Transport	(Rs.)	-
13	Adjustment (+/-) in amount charged by Rail/Ship/Road Company	(Rs.)	-
14	Demurrage charges , if any	(Rs.)	-
15	Cost of diesel in transporting Secondary fuel through MGR system if applicable	(Rs.)	-
16	Total Transportation Charges (12-13+14+15)	(Rs.)	-
17	Total amount charged for Secondary fuel supplied including transportation (11+16)	(Rs.)	-
18	Landed cost of Secondary fuel (2+17) / (1+7)	Rs./KL	77,087.84
19	Blending Ratio		1.00
20	Weighted Average Cost of Secondary fuel For the month	Rs./KL	77,087.84
21	GCV of Domestic Secondary fuel of the opening Secondary fuel stock as per bill of Secondary fuel Company	(kcal/KL)	N.A.
22	GCV of Domestic Secondary fuel supplied as per bill of Secondary fuel Company.	(kcal/KL)	N.A.
23	GCV of Imported Secondary fuel of the opening stock as per bill Secondary fuel Company	(kcal/KL)	
24	GCV of Imported Secondary fuel supplied as per bill Secondary fuel Company	(kcal/KL)	
25	Weighted average GCV of Secondary fuel as Billed	(kcal/KL)	N.A.
26	GCV of Domestic Secondary fuel of the opening stock as received at Station	(kcal/KL)	10571
27	GCV of Domestic Secondary fuel supplied as received at Station	(kcal/KL)	NA
28	GCV of Imported Secondary fuel of opening stock as received at Station	(kcal/KL)	N.A.
29	GCV of Imported Secondary fuel supplied as received at Station	(kcal/KL)	N.A.
30	Weighted average GCV of Secondary fuel as Received	(kcal/KL)	10571

Name of the Petitioner:- **NTPC Ltd.****SECONDARY FUEL**Name of the Generating Station:-**Sipat Stage-II**

Oct-2023

S.No.	Particulars	Unit	LDO
			(i)
1	Opening Stock of Secondary fuel	(MT)	5,224.50
2	Value of Opening Stock	(Rs.)	40,27,45,169
3	Quantity of Secondary fuel supplied by Secondary fuel Company	(MT)	0.00
4	Adjustment (-) in quantity supplied by Secondary fuel Company	(MT)	0
5	Secondary fuel Supplied by Secondary fuel Company (3-4)	(MT)	0.00
6	Normative transit & Handling losses	(MT)	0
7	Net Secondary fuel supplied (5-6)	(MT)	0.00
8	Amount Charged by the Secondary fuel Company	(Rs.)	0
9	Adjustment (+/-) in amount charged by Secondary fuel Company	(Rs.)	0
10	Handling, Sampling and such other similar charges	(Rs.)	0
11	Total Amount Charged (8+9+10)	(Rs.)	0
12	Transportation charges by Rail/Ship/Road Transport	(Rs.)	0
13	Adjustment (+/-) in amount charged by Rail/Ship/Road Company	(Rs.)	0
14	Demurrage charges , if any	(Rs.)	0
15	Cost of diesel in transporting Secondary fuel through MGR system if applicable	(Rs.)	0
16	Total Transportation Charges (12-13+14+15)	(Rs.)	0
17	Total amount charged for Secondary fuel supplied including transportation (11+16)	(Rs.)	0
18	Landed cost of Secondary fuel (2+17) / (1+7)	Rs./MT	77,087.84
19	Blending Ratio		1
20	Weighted Average Cost of Secondary fuel For the month	Rs./MT	77,087.84
21	GCV of Domestic Secondary fuel of the opening Secondary fuel stock as per bill of Secondary fuel Company	(kcal/kg)	N.A.
22	GCV of Domestic Secondary fuel supplied as per bill of Secondary fuel Company,	(kcal/kg)	N.A.
23	GCV of Imported Secondary fuel of the opening stock as per bill Secondary fuel Company	(kcal/kg)	
24	GCV of Imported Secondary fuel supplied as per bill Secondary fuel Company	(kcal/kg)	
25	Weighted average GCV of Secondary fuel as Billed	(kcal/kg)	N.A.
26	GCV of Domestic Secondary fuel of the opening stock as received at Station	(kcal/kg)	10571
27	GCV of Domestic Secondary fuel supplied as received at Station	(kcal/kg)	NA
28	GCV of Imported Secondary fuel of opening stock as received at Station	(kcal/kg)	
29	GCV of Imported Secondary fuel supplied as received at Station	(kcal/kg)	
30	Weighted average GCV of Secondary fuel as Received	(kcal/kg)	10571

Name of the Petitioner:- **NTPC Ltd.****SECONDARY FUEL**Name of the Generating Station:- **Sipat Stage - I**

Nov-23

S.No.	Particulars	Unit	LDO
			(i)
1	Opening Stock of Secondary fuel	(KL)	4,349.50
2	Value of Opening Stock	(Rs.)	33,52,93,313
3	Quantity of Secondary fuel supplied by Secondary fuel Company	(KL)	-
4	Adjustment (-) in quantity supplied by Secondary fuel Company	(KL)	-
5	Secondary fuel Supplied by Secondary fuel Company (3-4)	(KL)	-
6	Normative transit & Handling losses	(KL)	-
7	Net Secondary fuel supplied (5-6)	(KL)	-
8	Amount Charged by the Secondary fuel Company	(Rs.)	-
9	Adjustment (+/-) in amount charged by Secondary fuel Company	(Rs.)	-
10	Handling, Sampling and such other similar charges	(Rs.)	-
11	Total Amount Charged (8+9+10)	(Rs.)	-
12	Transportation charges by Rail/Ship/Road Transport	(Rs.)	-
13	Adjustment (+/-) in amount charged by Rail/Ship/Road Company	(Rs.)	-
14	Demurrage charges , if any	(Rs.)	-
15	Cost of diesel in transporting Secondary fuel through MGR system if applicable	(Rs.)	-
16	Total Transportation Charges (12-13+14+15)	(Rs.)	-
17	Total amount charged for Secondary fuel supplied including transportation (11+16)	(Rs.)	-
18	Landed cost of Secondary fuel (2+17) / (1+7)	Rs./KL	77,087.84
19	Blending Ratio		1.00
20	Weighted Average Cost of Secondary fuel For the month	Rs./KL	77,087.84
21	GCV of Domestic Secondary fuel of the opening Secondary fuel stock as per bill of Secondary fuel Company	(kcal/KL)	N.A.
22	GCV of Domestic Secondary fuel supplied as per bill of Secondary fuel Company,	(kcal/KL)	N.A.
23	GCV of Imported Secondary fuel of the opening stock as per bill Secondary fuel Company	(kcal/KL)	N.A.
24	GCV of Imported Secondary fuel supplied as per bill Secondary fuel Company	(kcal/KL)	N.A.
25	Weighted average GCV of Secondary fuel as Billed	(kcal/KL)	N.A.
26	GCV of Domestic Secondary fuel of the opening stock as received at Station	(kcal/KL)	10571
27	GCV of Domestic Secondary fuel supplied as received at Station	(kcal/KL)	N.A.
28	GCV of Imported Secondary fuel of opening stock as received at Station	(kcal/KL)	N.A.
29	GCV of Imported Secondary fuel supplied as received at Station	(kcal/KL)	N.A.
30	Weighted average GCV of Secondary fuel as Received	(kcal/KL)	10571

Name of the Petitioner:- **NTPC Ltd.****SECONDARY FUEL**Name of the Generating Station:-**Sipat Stage-II**

Nov-2023

S.No.	Particulars	Unit	LDO
			(i)
1	Opening Stock of Secondary fuel	(MT)	4,349.50
2	Value of Opening Stock	(Rs.)	33,52,93,313
3	Quantity of Secondary fuel supplied by Secondary fuel Company	(MT)	0.00
4	Adjustment (-) in quantity supplied by Secondary fuel Company	(MT)	0
5	Secondary fuel Supplied by Secondary fuel Company (3-4)	(MT)	0.00
6	Normative transit & Handling losses	(MT)	0
7	Net Secondary fuel supplied (5-6)	(MT)	0.00
8	Amount Charged by the Secondary fuel Company	(Rs.)	0
9	Adjustment (+/-) in amount charged by Secondary fuel Company	(Rs.)	0
10	Handling, Sampling and such other similar charges	(Rs.)	0
11	Total Amount Charged (8+9+10)	(Rs.)	0
12	Transportation charges by Rail/Ship/Road Transport	(Rs.)	0
13	Adjustment (+/-) in amount charged by Rail/Ship/Road Company	(Rs.)	0
14	Demurrage charges , if any	(Rs.)	0
15	Cost of diesel in transporting Secondary fuel through MGR system if applicable	(Rs.)	0
16	Total Transportation Charges (12-13+14+15)	(Rs.)	0
17	Total amount charged for Secondary fuel supplied including transportation (11+16)	(Rs.)	0
18	Landed cost of Secondary fuel (2+17) / (1+7)	Rs./MT	77,087.84
19	Blending Ratio		1
20	Weighted Average Cost of Secondary fuel For the month	Rs./MT	77,087.84
21	GCV of Domestic Secondary fuel of the opening Secondary fuel stock as per bill of Secondary fuel Company	(kcal/kg)	N.A.
22	GCV of Domestic Secondary fuel supplied as per bill of Secondary fuel Company,	(kcal/kg)	N.A.
23	GCV of Imported Secondary fuel of the opening stock as per bill Secondary fuel Company	(kcal/kg)	N.A.
24	GCV of Imported Secondary fuel supplied as per bill Secondary fuel Company	(kcal/kg)	N.A.
25	Weighted average GCV of Secondary fuel as Billed	(kcal/kg)	N.A.
26	GCV of Domestic Secondary fuel of the opening stock as received at Station	(kcal/kg)	10571
27	GCV of Domestic Secondary fuel supplied as received at Station	(kcal/kg)	N.A.
28	GCV of Imported Secondary fuel of opening stock as received at Station	(kcal/kg)	N.A.
29	GCV of Imported Secondary fuel supplied as received at Station	(kcal/kg)	N.A.
30	Weighted average GCV of Secondary fuel as Received	(kcal/kg)	10571

Name of the Petitioner:- **NTPC Ltd.****SECONDARY FUEL**Name of the Generating Station:- **Sipat Stage - I**

Dec-23

S.No.	Particulars	Unit	LDO
			(i)
1	Opening Stock of Secondary fuel	(KL)	3,851.50
2	Value of Opening Stock	(Rs.)	29,69,03,570
3	Quantity of Secondary fuel supplied by Secondary fuel Company	(KL)	-
4	Adjustment (-) in quantity supplied by Secondary fuel Company	(KL)	-
5	Secondary fuel Supplied by Secondary fuel Company (3-4)	(KL)	-
6	Normative transit & Handling losses	(KL)	-
7	Net Secondary fuel supplied (5-6)	(KL)	-
8	Amount Charged by the Secondary fuel Company	(Rs.)	-
9	Adjustment (+/-) in amount charged by Secondary fuel Company	(Rs.)	-
10	Handling, Sampling and such other similar charges	(Rs.)	-
11	Total Amount Charged (8+9+10)	(Rs.)	-
12	Transportation charges by Rail/Ship/Road Transport	(Rs.)	-
13	Adjustment (+/-) in amount charged by Rail/Ship/Road Company	(Rs.)	-
14	Demurrage charges , if any	(Rs.)	-
15	Cost of diesel in transporting Secondary fuel through MGR system if applicable	(Rs.)	-
16	Total Transportation Charges (12-13+14+15)	(Rs.)	-
17	Total amount charged for Secondary fuel supplied including transportation (11+16)	(Rs.)	-
18	Landed cost of Secondary fuel (2+17) / (1+7)	Rs./KL	77,087.84
19	Blending Ratio		1.00
20	Weighted Average Cost of Secondary fuel For the month	Rs./KL	77,087.84
21	GCV of Domestic Secondary fuel of the opening Secondary fuel stock as per bill of Secondary fuel Company	(kcal/KL)	N.A.
22	GCV of Domestic Secondary fuel supplied as per bill of Secondary fuel Company,	(kcal/KL)	N.A.
23	GCV of Imported Secondary fuel of the opening stock as per bill Secondary fuel Company	(kcal/KL)	
24	GCV of Imported Secondary fuel supplied as per bill Secondary fuel Company	(kcal/KL)	
25	Weighted average GCV of Secondary fuel as Billed	(kcal/KL)	N.A.
26	GCV of Domestic Secondary fuel of the opening stock as received at Station	(kcal/KL)	10571
27	GCV of Domestic Secondary fuel supplied as received at Station	(kcal/KL)	N.A.
28	GCV of Imported Secondary fuel of opening stock as received at Station	(kcal/KL)	
29	GCV of Imported Secondary fuel supplied as received at Station	(kcal/KL)	
30	Weighted average GCV of Secondary fuel as Received	(kcal/KL)	10571

Name of the Petitioner:- **NTPC Ltd.****SECONDARY FUEL**Name of the Generating Station:-**Sipat Stage-II**

Dec-2023

S.No.	Particulars	Unit	LDO
			(i)
1	Opening Stock of Secondary fuel	(MT)	3,851.50
2	Value of Opening Stock	(Rs.)	29,69,03,570
3	Quantity of Secondary fuel supplied by Secondary fuel Company	(MT)	0.00
4	Adjustment (-) in quantity supplied by Secondary fuel Company	(MT)	0
5	Secondary fuel Supplied by Secondary fuel Company (3-4)	(MT)	0.00
6	Normative transit & Handling losses	(MT)	0
7	Net Secondary fuel supplied (5-6)	(MT)	0.00
8	Amount Charged by the Secondary fuel Company	(Rs.)	0
9	Adjustment (+/-) in amount charged by Secondary fuel Company	(Rs.)	0
10	Handling, Sampling and such other similar charges	(Rs.)	0
11	Total Amount Charged (8+9+10)	(Rs.)	0
12	Transportation charges by Rail/Ship/Road Transport	(Rs.)	0
13	Adjustment (+/-) in amount charged by Rail/Ship/Road Company	(Rs.)	0
14	Demurrage charges , if any	(Rs.)	0
15	Cost of diesel in transporting Secondary fuel through MGR system if applicable	(Rs.)	0
16	Total Transportation Charges (12-13+14+15)	(Rs.)	0
17	Total amount charged for Secondary fuel supplied including transportation (11+16)	(Rs.)	0
18	Landed cost of Secondary fuel (2+17) / (1+7)	Rs./MT	77,087.84
19	Blending Ratio		1
20	Weighted Average Cost of Secondary fuel For the month	Rs./MT	77,087.84
21	GCV of Domestic Secondary fuel of the opening Secondary fuel stock as per bill of Secondary fuel Company	(kcal/kg)	N.A.
22	GCV of Domestic Secondary fuel supplied as per bill of Secondary fuel Company,	(kcal/kg)	N.A.
23	GCV of Imported Secondary fuel of the opening stock as per bill Secondary fuel Company	(kcal/kg)	
24	GCV of Imported Secondary fuel supplied as per bill Secondary fuel Company	(kcal/kg)	
25	Weighted average GCV of Secondary fuel as Billed	(kcal/kg)	N.A.
26	GCV of Domestic Secondary fuel of the opening stock as received at Station	(kcal/kg)	10571
27	GCV of Domestic Secondary fuel supplied as received at Station	(kcal/kg)	N.A.
28	GCV of Imported Secondary fuel of opening stock as received at Station	(kcal/kg)	
29	GCV of Imported Secondary fuel supplied as received at Station	(kcal/kg)	
30	Weighted average GCV of Secondary fuel as Received	(kcal/kg)	10571

Name of the Petitioner:- **NTPC Ltd.****SECONDARY FUEL**Name of the Generating Station:- **Sipat Stage - I**

Jan-24

S.No.	Particulars	Unit	LDO
			(i)
1	Opening Stock of Secondary fuel	(KL)	3,224.50
2	Value of Opening Stock	(Rs.)	24,85,69,497
3	Quantity of Secondary fuel supplied by Secondary fuel Company	(KL)	-
4	Adjustment (-) in quantity supplied by Secondary fuel Company	(KL)	-
5	Secondary fuel Supplied by Secondary fuel Company (3-4)	(KL)	-
6	Normative transit & Handling losses	(KL)	-
7	Net Secondary fuel supplied (5-6)	(KL)	-
8	Amount Charged by the Secondary fuel Company	(Rs.)	-
9	Adjustment (+/-) in amount charged by Secondary fuel Company	(Rs.)	-
10	Handling, Sampling and such other similar charges	(Rs.)	-
11	Total Amount Charged (8+9+10)	(Rs.)	-
12	Transportation charges by Rail/Ship/Road Transport	(Rs.)	-
13	Adjustment (+/-) in amount charged by Rail/Ship/Road Company	(Rs.)	-
14	Demurrage charges , if any	(Rs.)	-
15	Cost of diesel in transporting Secondary fuel through MGR system if applicable	(Rs.)	-
16	Total Transportation Charges (12-13+14+15)	(Rs.)	-
17	Total amount charged for Secondary fuel supplied including transportation (11+16)	(Rs.)	-
18	Landed cost of Secondary fuel (2+17) / (1+7)	Rs./KL	77,087.84
19	Blending Ratio		1.00
20	Weighted Average Cost of Secondary fuel For the month	Rs./KL	77,087.84
21	GCV of Domestic Secondary fuel of the opening Secondary fuel stock as per bill of Secondary fuel Company	(kcal/KL)	N.A.
22	GCV of Domestic Secondary fuel supplied as per bill of Secondary fuel Company,	(kcal/KL)	N.A.
23	GCV of Imported Secondary fuel of the opening stock as per bill Secondary fuel Company	(kcal/KL)	
24	GCV of Imported Secondary fuel supplied as per bill Secondary fuel Company	(kcal/KL)	
25	Weighted average GCV of Secondary fuel as Billed	(kcal/KL)	N.A.
26	GCV of Domestic Secondary fuel of the opening stock as received at Station	(kcal/KL)	10571
27	GCV of Domestic Secondary fuel supplied as received at Station	(kcal/KL)	0
28	GCV of Imported Secondary fuel of opening stock as received at Station	(kcal/KL)	N.A.
29	GCV of Imported Secondary fuel supplied as received at Station	(kcal/KL)	N.A.
30	Weighted average GCV of Secondary fuel as Received	(kcal/KL)	10571

Name of the Petitioner:- **NTPC Ltd.**Name of the Generating Station:-**Sipat Stage-II**

Jan-2024

S.No.	Particulars	Unit	LDO
			(i)
1	Opening Stock of Secondary fuel	(MT)	3,224.50
2	Value of Opening Stock	(Rs.)	24,85,69,497
3	Quantity of Secondary fuel supplied by Secondary fuel Company	(MT)	0.00
4	Adjustment (-) in quantity supplied by Secondary fuel Company	(MT)	0
5	Secondary fuel Supplied by Secondary fuel Company (3-4)	(MT)	0.00
6	Normative transit & Handling losses	(MT)	0
7	Net Secondary fuel supplied (5-6)	(MT)	0.00
8	Amount Charged by the Secondary fuel Company	(Rs.)	0
9	Adjustment (+/-) in amount charged by Secondary fuel Company	(Rs.)	0
10	Handling, Sampling and such other similar charges	(Rs.)	0
11	Total Amount Charged (8+9+10)	(Rs.)	0
12	Transportation charges by Rail/Ship/Road Transport	(Rs.)	0
13	Adjustment (+/-) in amount charged by Rail/Ship/Road Company	(Rs.)	0
14	Demurrage charges , if any	(Rs.)	0
15	Cost of diesel in transporting Secondary fuel through MGR system if applicable	(Rs.)	0
16	Total Transportation Charges (12-13+14+15)	(Rs.)	0
17	Total amount charged for Secondary fuel supplied including transportation (11+16)	(Rs.)	0
18	Landed cost of Secondary fuel (2+17) / (1+7)	Rs./MT	77,087.84
19	Blending Ratio		1
20	Weighted Average Cost of Secondary fuel For the month	Rs./MT	77,087.84
21	GCV of Domestic Secondary fuel of the opening Secondary fuel stock as per bill of Secondary fuel Company	(kcal/kg)	N.A.
22	GCV of Domestic Secondary fuel supplied as per bill of Secondary fuel Company,	(kcal/kg)	N.A.
23	GCV of Imported Secondary fuel of the opening stock as per bill Secondary fuel Company	(kcal/kg)	
24	GCV of Imported Secondary fuel supplied as per bill Secondary fuel Company	(kcal/kg)	
25	Weighted average GCV of Secondary fuel as Billed	(kcal/kg)	N.A.
26	GCV of Domestic Secondary fuel of the opening stock as received at Station	(kcal/kg)	10571
27	GCV of Domestic Secondary fuel supplied as received at Station	(kcal/kg)	0
28	GCV of Imported Secondary fuel of opening stock as received at Station	(kcal/kg)	
29	GCV of Imported Secondary fuel supplied as received at Station	(kcal/kg)	
30	Weighted average GCV of Secondary fuel as Received	(kcal/kg)	10571

Details of Sourcewise fuel for computation of Energy Charges

Company	NTPC Limited
Name of the generating Station	Sipat Super Thermal Power Proj(STAGE 01)
Month	February-2024

SL	Particulars	Unit	LDO	HFO	HSD
A)	OPENING QUANTITY				
1	Opening Stock Of Oil	KL	3224.497	0.000	0.000
2	Value Of Stock	Rs.	248569496.74	0.00	0.00
B)	QUANTITY				
3	Quantity Of Oil Supplied By Oil Company	KL	0.000	0.000	0.000
4	Adjustment (+/-) In Quantity Supplied Made By Oil Company	KL	0.000	0.000	0.000
5	Oil Supplied By Oil Company (3+4)	KL	0.000	0.000	0.000
6	Normative Transit & Handling Losses	KL	0.000	0.000	0.000
7	Net Oil Supplied (5 - 6)	KL	0.000	0.000	0.000
C)	PRICE				
8	Amount Charged By The Oil Company	Rs.	0.00	0.00	0.00
9	Adjustment (+ / -) In Amount Charged By Oil Company	Rs.	0.00	0.00	0.00
10	Handling, Sampling And Such Other Similar Charges	Rs.	0.00	0.00	0.00
11	Total Amount Charged (8 +9+10)	Rs.	0.00	0.00	0.00
D)	TRANSPORTATION				
12	Transportation Charges By Rail / Ship / Road Transport	Rs.	0.00	0.00	0.00
13	Adjustment (+/-) In Amount Charged By Railways/Transport	Rs.	0.00	0.00	0.00
14	Demurrage Charges, If Any	Rs.	0.00	0.00	0.00
15	Cost Of Diesel InTransporting Coal Through MGR System	Rs.	0.00	0.00	0.00
16	Total Transportation Charges (12+/- 13 - 14 + 15)	Rs.	0.00	0.00	0.00
17	Total Amount Charged For Oil Supplied Incl Transportation (11+16)	Rs.	0.00	0.00	0.00
E)	TOTAL COST				
18	Landed Cost Of Oil (LDO/HFO) (2+17) / (1+7)	Rs.	77087.84	0.00	0.00
19	Blending Ratio		1.000	0.000	0.000
20	Weighted Average Cost Of Oil	Rs.	77087.84		
F)	QUALITY				
21	GCV Of Oil Of The Opening Stock As Per Bill Of Oil Company	Kcal/Ltr	0	0	0
22	GCV Of Oil Supplied As Per Bill Of Oil Company	Kcal/Ltr	0	0	0
23	GCV Of Imported Oil Of The Op Stock As Per Bill Of Oil Company	Kcal/Ltr	0	0	0
24	GCV Of Imported Oil Supplied As Per Bill Of Oil Company	Kcal/Ltr	0	0	0
25	Weighted Average GCV Of Oil As Billed	Kcal/Ltr	0	0	0
26	GCV Of Oil Of The Opening Stock As Received At Station	Kcal/Ltr	0	0	0
27	GCV Of Oil Supplied	Kcal/Ltr	10571	0	0
28	GCV Of Imported Oil Of The Opening Stock As Received At Station	Kcal/Ltr	0	0	0
29	GCV Of Imported Oil Supplied As Received At Station	Kcal/Ltr	0	0	0
30	Weighted Average GCV Of Oil	Kcal/Ltr	10571		

Submitted on :02.03.2024

Details of Sourcewise fuel for computation of Energy Charges

Company	NTPC Limited
Name of the generating Station	Sipat Super Thermal Power Proj(STAGE 02)
Month	February-2024

SL	Particulars	Unit	LDO	HFO	HSD
A)	OPENING QUANTITY				
1	Opening Stock Of Oil	KL	3224.497	0.000	0.000
2	Value Of Stock	Rs.	248569496.74	0.00	0.00
B)	QUANTITY				
3	Quantity Of Oil Supplied By Oil Company	KL	0.000	0.000	0.000
4	Adjustment (+/-) In Quantity Supplied Made By Oil Company	KL	0.000	0.000	0.000
5	Oil Supplied By Oil Company (3+4)	KL	0.000	0.000	0.000
6	Normative Transit & Handling Losses	KL	0.000	0.000	0.000
7	Net Oil Supplied (5 - 6)	KL	0.000	0.000	0.000
C)	PRICE				
8	Amount Charged By The Oil Company	Rs.	0.00	0.00	0.00
9	Adjustment (+ / -) In Amount Charged By Oil Company	Rs.	0.00	0.00	0.00
10	Handling, Sampling And Such Other Similar Charges	Rs.	0.00	0.00	0.00
11	Total Amount Charged (8 +9+10)	Rs.	0.00	0.00	0.00
D)	TRANSPORTATION				
12	Transportation Charges By Rail / Ship / Road Transport	Rs.	0.00	0.00	0.00
13	Adjustment (+/-) In Amount Charged By Railways/Transport	Rs.	0.00	0.00	0.00
14	Demurrage Charges, If Any	Rs.	0.00	0.00	0.00
15	Cost Of Diesel InTransporting Coal Through MGR System	Rs.	0.00	0.00	0.00
16	Total Transportation Charges (12+/- 13 - 14 + 15)	Rs.	0.00	0.00	0.00
17	Total Amount Charged For Oil Supplied Incl Transportation (11+16)	Rs.	0.00	0.00	0.00
E)	TOTAL COST				
18	Landed Cost Of Oil (LDO/HFO) (2+17) / (1+7)	Rs.	77087.84	0.00	0.00
19	Blending Ratio		1.000	0.000	0.000
20	Weighted Average Cost Of Oil	Rs.	77087.84		
F)	QUALITY				
21	GCV Of Oil Of The Opening Stock As Per Bill Of Oil Company	Kcal/Ltr	0	0	0
22	GCV Of Oil Supplied As Per Bill Of Oil Company	Kcal/Ltr	0	0	0
23	GCV Of Imported Oil Of The Op Stock As Per Bill Of Oil Company	Kcal/Ltr	0	0	0
24	GCV Of Imported Oil Supplied As Per Bill Of Oil Company	Kcal/Ltr	0	0	0
25	Weighted Average GCV Of Oil As Billed	Kcal/Ltr	0	0	0
26	GCV Of Oil Of The Opening Stock As Received At Station	Kcal/Ltr	0	0	0
27	GCV Of Oil Supplied	Kcal/Ltr	10571	0	0
28	GCV Of Imported Oil Of The Opening Stock As Received At Station	Kcal/Ltr	0	0	0
29	GCV Of Imported Oil Supplied As Received At Station	Kcal/Ltr	0	0	0
30	Weighted Average GCV Of Oil	Kcal/Ltr	10571		

Submitted on :02.03.2024

Details of Sourcewise fuel for computation of Energy Charges

Company	NTPC Limited
Name of the generating Station	Sipat Super Thermal Power Proj(STAGE 01)
Month	March-2024

SL	Particulars	Unit	LDO	HFO	HSD
A)	OPENING QUANTITY				
1	Opening Stock Of Oil	KL	3224.500	0.000	0.000
2	Value Of Stock	Rs.	248569497.00	0.00	0.00
B)	QUANTITY				
3	Quantity Of Oil Supplied By Oil Company	KL	0.000	0.000	0.000
4	Adjustment (+/-) In Quantity Supplied Made By Oil Company	KL	0.000	0.000	0.000
5	Oil Supplied By Oil Company (3+4)	KL	0.000	0.000	0.000
6	Normative Transit & Handling Losses	KL	0.000	0.000	0.000
7	Net Oil Supplied (5 - 6)	KL	0.000	0.000	0.000
C)	PRICE				
8	Amount Charged By The Oil Company	Rs.	0.00	0.00	0.00
9	Adjustment (+ / -) In Amount Charged By Oil Company	Rs.	0.00	0.00	0.00
10	Handling, Sampling And Such Other Similar Charges	Rs.	0.00	0.00	0.00
11	Total Amount Charged (8 +9+10)	Rs.	0.00	0.00	0.00
D)	TRANSPORTATION				
12	Transportation Charges By Rail / Ship / Road Transport	Rs.	0.00	0.00	0.00
13	Adjustment (+/-) In Amount Charged By Railways/Transport	Rs.	0.00	0.00	0.00
14	Demurrage Charges, If Any	Rs.	0.00	0.00	0.00
15	Cost Of Diesel InTransporting Oil Through MGR System	Rs.	0.00	0.00	0.00
16	Total Transportation Charges (12+/- 13 - 14 + 15)	Rs.	0.00	0.00	0.00
17	Total Amount Charged For Oil Supplied Incl Transportation (11+16)	Rs.	0.00	0.00	0.00
E)	TOTAL COST				
18	Landed Cost Of Oil (LDO/HFO) (2+17) / (1+7)	Rs.	77087.77	0.00	0.00
19	Blending Ratio		1.000	0.000	0.000
20	Weighted Average Cost Of Oil	Rs.	77087.77		
F)	QUALITY				
21	GCV Of Oil Of The Opening Stock As Per Bill Of Oil Company	Kcal/Ltr	0	0	0
22	GCV Of Oil Supplied As Per Bill Of Oil Company	Kcal/Ltr	0	0	0
23	GCV Of Imported Oil Of The Op Stock As Per Bill Of Oil Company	Kcal/Ltr	0	0	0
24	GCV Of Imported Oil Supplied As Per Bill Of Oil Company	Kcal/Ltr	0	0	0
25	Weighted Average GCV Of Oil As Billed	Kcal/Ltr	0	0	0
26	GCV Of Oil Of The Opening Stock As Received At Station	Kcal/Ltr	0	0	0
27	GCV Of Oil Supplied	Kcal/Ltr	10571	0	0
28	GCV Of Imported Oil Of The Opening Stock As Received At Station	Kcal/Ltr	0	0	0
29	GCV Of Imported Oil Supplied As Received At Station	Kcal/Ltr	0	0	0
30	Weighted Average GCV Of Oil	Kcal/Ltr	10571		

Submitted on :02.04.2024

Details of Sourcewise fuel for computation of Energy Charges

Company	NTPC Limited
Name of the generating Station	Sipat Super Thermal Power Proj(STAGE 02)
Month	March-2024

SL	Particulars	Unit	LDO	HFO	HSD
A)	OPENING QUANTITY				
1	Opening Stock Of Oil	KL	3224.500	0.000	0.000
2	Value Of Stock	Rs.	248569497.00	0.00	0.00
B)	QUANTITY				
3	Quantity Of Oil Supplied By Oil Company	KL	0.000	0.000	0.000
4	Adjustment (+/-) In Quantity Supplied Made By Oil Company	KL	0.000	0.000	0.000
5	Oil Supplied By Oil Company (3+4)	KL	0.000	0.000	0.000
6	Normative Transit & Handling Losses	KL	0.000	0.000	0.000
7	Net Oil Supplied (5 - 6)	KL	0.000	0.000	0.000
C)	PRICE				
8	Amount Charged By The Oil Company	Rs.	0.00	0.00	0.00
9	Adjustment (+ / -) In Amount Charged By Oil Company	Rs.	0.00	0.00	0.00
10	Handling, Sampling And Such Other Similar Charges	Rs.	0.00	0.00	0.00
11	Total Amount Charged (8 +9+10)	Rs.	0.00	0.00	0.00
D)	TRANSPORTATION				
12	Transportation Charges By Rail / Ship / Road Transport	Rs.	0.00	0.00	0.00
13	Adjustment (+/-) In Amount Charged By Railways/Transport	Rs.	0.00	0.00	0.00
14	Demurrage Charges, If Any	Rs.	0.00	0.00	0.00
15	Cost Of Diesel InTransporting Oil Through MGR System	Rs.	0.00	0.00	0.00
16	Total Transportation Charges (12+/- 13 - 14 + 15)	Rs.	0.00	0.00	0.00
17	Total Amount Charged For Oil Supplied Incl Transportation (11+16)	Rs.	0.00	0.00	0.00
E)	TOTAL COST				
18	Landed Cost Of Oil (LDO/HFO) (2+17) / (1+7)	Rs.	77087.77	0.00	0.00
19	Blending Ratio		1.000	0.000	0.000
20	Weighted Average Cost Of Oil	Rs.	77087.77		
F)	QUALITY				
21	GCV Of Oil Of The Opening Stock As Per Bill Of Oil Company	Kcal/Ltr	0	0	0
22	GCV Of Oil Supplied As Per Bill Of Oil Company	Kcal/Ltr	0	0	0
23	GCV Of Imported Oil Of The Op Stock As Per Bill Of Oil Company	Kcal/Ltr	0	0	0
24	GCV Of Imported Oil Supplied As Per Bill Of Oil Company	Kcal/Ltr	0	0	0
25	Weighted Average GCV Of Oil As Billed	Kcal/Ltr	0	0	0
26	GCV Of Oil Of The Opening Stock As Received At Station	Kcal/Ltr	0	0	0
27	GCV Of Oil Supplied	Kcal/Ltr	10571	0	0
28	GCV Of Imported Oil Of The Opening Stock As Received At Station	Kcal/Ltr	0	0	0
29	GCV Of Imported Oil Supplied As Received At Station	Kcal/Ltr	0	0	0
30	Weighted Average GCV Of Oil	Kcal/Ltr	10571		

Submitted on :02.04.2024

Form-I

Particulars	
1. Name of the Petitioner/Applicant	NTPC Limited
2. Address of the Petitioner/Applicant	SCOPE Complex, Core -7, Institutional Area, Lodhi Road, New Delhi – 110 003
3. Subject Matter	Payment of Annual Tariff Filing fees for NTPC Stations for FY 2024-25 as per CERC (Payment of Fees) (Third Amendment) Regulations, 2022
4. Petition No., if any	As per Enclosed Sheet (Annexure A)
5. Details of generation assets a) Generating station/units b) Capacity in MW c) Date of commercial operation d) Period for which fee paid e) Amount of fee paid f) Surcharge, if any	As per Enclosed Sheet (Annexure A)
6. Details of transmission assets a) Transmission line and sub- stations b) Date of commercial operation c) Period for which fee paid d) Amount of fee paid e) Surcharge, if any	N.A.
7. Fee paid for Adoption of tariff for a) Generation asset b) Transmission asset	N.A.
8. Application fee for licence a) Trading licence b) Transmission licence c) Period for which paid d) Amount of fee paid	N.A.
9. Fees paid for Miscellaneous Application	N.A.
10. Fees paid for Interlocutory Application	N.A.

11. Fee paid for Regulatory Compliance petition	N.A.
12. Fee paid for Review Application	N.A.
13. License fee for inter-State Trading a) Category b) Period c) Amount of fee paid d) Surcharge, if any	N.A.
14. License fee for inter-State Transmission a) Expected/Actual transmission charge b) Period c) Amount of fee calculated as a percentage of transmission charge. d) Surcharge, if any	N.A.
15. Annual Registration Charge for Power Exchange a) Period b) Amount of turnover c) Fee paid d) Surcharge, if any	N.A.
16. Details of fee remitted a) Transaction id/ Reference-No./ Payment-id b) Date of remittance c) Amount remitted	37c568eba62158b7b321 24.04.2024 Rs. 256553700.00/-
Note: While Sl. Nos. 1 to 3 and 16 are compulsory, the rest may be filled up as applicable	
Signature of the authorized signatory with date	

[Handwritten Signature]

Dt. 27.04.2024

HARSHIT SHARMA
Sr. Manager (Commercial)
NTPC Limited
Sector-24, NOIDA-201301 (U.P.)

CERC Filing Fees For FY 2024-25 For NTPC Stations

Annexure - I

S.No	Region	Station Name	Capacity as on 01.04.2024 (in MW)	Filing fees for 2024-25 (in Rs.) Rounded off to nearest hundred as per CERC Regulation
1	NR	Feroze Gandhi Unchahar Thermal Power Station-I	420	18,48,000
2	NR	Feroze Gandhi Unchahar Thermal Power Station-II	420	18,48,000
3	NR	Feroze Gandhi Unchahar Thermal Power Station-III	210	9,24,000
4	NR	Feroze Gandhi Unchahar Thermal Power Station-IV	500	22,00,000
5	NR	National capital Power Project Dadri Stage-I	840	36,96,000
6	NR	National capital Power Project Dadri Stage-II	980	43,12,000
7	NR	Tanda Thermal Power Station	440	19,36,000
8	NR	Tanda Super Thermal Power Station Stage-II	1320	58,08,000
9	NR	Singrauli Super thermal Power Station	2000	88,00,000
10	NR	Rihand Super Thermal Power Station-I	1000	44,00,000
11	NR	Rihand Super Thermal Power Station-II	1000	44,00,000
12	NR	Rihand Super Thermal Power Station-III	1000	44,00,000
13	NR	Dadri Gas Power Station	829.78	36,51,000
14	NR	Anta Gas Power Station	419.33	18,45,100
15	NR	Auraiya Gas Power Station	663.36	29,18,800
16	NR	Faridabad Gas Power Station	431.586	18,99,000
17	ER	Farakka Super Thermal Power Station, Stage-I&II	1600	70,40,000
18	ER	Farakka Super Thermal Power Station, Stage-III	500	22,00,000
19	ER	Kahalgaoon Super Thermal Power Station Stage-I	840	36,96,000
20	ER	Kahalgaoon Super Thermal Power Station Stage-II	1500	66,00,000
21	ER	Bongaigaon TPS	750	33,00,000
22	ER	Barh Super Thermal Power Station-I	1320	58,08,000
23	ER	Barh Super Thermal Power Station-II	1320	58,08,000
24	ER	Barauni TPS Stage-II	500	22,00,000
25	ER	Talcher Super Thermal Power Station Stage-I	1000	44,00,000
26	ER	Darlipali Super Thermal Power Station-I	1600	70,40,000
27	ER	North Karanpura Super Thermal Power Station	1320	58,08,000
28	ER	Nabinagar Super Thermal Power Station	1980	87,12,000
29	ER	Muzaffarpur Thermal Power Station Stage-II	390	17,16,000
30	WR	Korba Super Thermal Power Station, Stage-I&II	2100	92,40,000
31	WR	Korba Super Thermal Power Station, Stage-III	500	22,00,000
32	WR	Jhanor Gandhar Gas Power Project	657.39	28,92,500
33	WR	Kawas Gas Power Project	656.2	28,87,300
34	WR	Sipat Super Thermal Power Project Stage-I	1980	87,12,000

CERC Filing Fees For FY 2024-25 For NTPC Stations

Annexure -

S.No	Region	Station Name	Capacity as on 01.04.2024 (in MW)	Filing fees for 2024-25 (in Rs.) Rounded off to nearest hundred as per CERC Regulation
35	WR	Sipal Super Thermal Power Project Stage-II	1000	44,00,000
36	WR	Vindhyachal Super Thermal Power Station-I	1260	55,44,000
37	WR	Vindhyachal Super Thermal Power Station-II	1000	44,00,000
38	WR	Vindhyanchal Super Thermal Power Station-III	1000	44,00,000
39	WR	Vindhyanchal Super Thermal Power Station-IV	1000	44,00,000
40	WR	Vindhyanchal Super Thermal Power Station-V	500	22,00,000
41	WR	Mouda Super Thermal Power Station I	1000	44,00,000
42	WR	Mouda Super Thermal Power Station II	1320	58,08,000
43	WR	Solapur Super Thermal Power Station	1320	58,08,000
44	WR	Gadarwara Super Thermal Power Station	1600	70,40,000
45	WR	Lara Super Thermal Power Station	1600	70,40,000
46	WR	Khargone Super Thermal Power Project	1320	58,08,000
47	SR	Talcher Super Thermal Power Station Stage-II	2000	88,00,000
48	SR	Ramagundam STPS Stage-I&II	2100	92,40,000
49	SR	Ramagundam STPS Stage- III	500	22,00,000
50	SR	Simadhri Thermal Power Station, Stage-I	1000	44,00,000
51	SR	Simadhri Thermal Power Station Stage-II	1000	44,00,000
52	SR	Kudgi Super Thermal Power station	2400	1,05,60,000
53	SR	Telangana Super Thermal Power Station	1600	70,40,000
54	HYDRO	Koldam Hydro	800	35,20,000
TOTAL			58307.646	25,65,53,700

AS Pandey

आनंद सागर पाण्डेय/ANAND SAGAR PANDEY
महाप्रबंधक (वाणिज्यिक)
General Manager (Commercial)
एन टी पी सी लिमिटेड/NTPC LIMITED

H. Sharma

13/04/2024

हरषित शर्मा / HARSHIT SHARMA
वरिष्ठ प्रबंधक (वाणिज्यिक)
Sr. Manager (Commercial)
एन टी पी सी लिमिटेड / NTPC Limited
Floor 7, SA, Sector-24, Noida-201301 (UP)

Fee Acknowledgement

Counterfoil (Office Copy)

Transaction Id.: 37c568eba62158b7b321

Payment 19716455492

Gateway ID:

Status: success

Received From : NTPC Limited

The Sum of Rs. : 256553700

Fee Type: Annual Fees for Determination of
Tariff Generating Station(GT)

Dated : Apr 24, 2024, 2:56 PM

Fee Mode: NB

Fee Period: 2024-25

**Petitioner/ Organisation
Name:** NTPC Limited

क्र. सं. 3352038/प्रशासनिक ऑफिस/नॉटरी/2014/4514 दिनांक 01.05.2010

जल संसाधन विभाग
मंत्रालय
संजयजी नगर, इन्स्टीट्यूट कॉम्प्लेक्स
नया रायपुर (उ.प्र.)

Anne rna ✓

क्र. सं. 3352038/प्रशासनिक ऑफिस/नॉटरी/2014/4514 दिनांक 01.05.2010

प्रमुख अभियंता
जल संसाधन विभाग,
संजयजी नगर,
नया रायपुर (उ.प्र.)

विषय- प्रयोग क्षेत्र में शासकीय अथवा नैसर्गिक खोद से, औद्योगिक प्रयोग, रसप रिजल तथा जल विद्युत परियोजनाओं के लिये जल उपयोग हेतु दिनांक 01.05.2010 से अर्जित जल-दरों का पुनर्निर्धारण : प्रतिवर्ष 15 प्रतिशत की वृद्धि के प्रकल्प का विलोपन।

- संदर्भ- 1. शासन की अधिसूचना क्र.-3843-3844/7-ए/ज.स./तथा/ऑफिस/02/डी-2 दिनांक 31.05.2010 एवं समस्तगत संज्ञांक दिनांक 11.06.2010.
2. आपका पत्र क्र. 3352038/प्रशासनिक ऑफिस नॉटरी/2014/4514 दिनांक 01.05.2010
3. आपका पत्र क्र.-3352038/जल दर निर्धारण/2013/9299 दिनांक 15.07.2014.

प्रकरण में शासन की संदर्भित पत्र क्र.3843-3844/7-ए/ज.स./तथा/ऑफिस/02/डी-2 दिनांक 31.05.2010 से प्राप्त निर्देश के परिपालन में प्रयोग क्षेत्र-2 में उल्लेखित प्रकल्प "प्रतिवर्ष 15 प्रतिशत की वृद्धि होगी" को, एतद् द्वारा विचारित करते हुए इसके अन्तर्गत "समस्त-समस्त पर राज्य शासन द्वारा निर्धारित हुए प्रतिवर्षीय वृद्धि" जाता है। तदनुसार प्रकरण में वर्तमान में प्रकल्पित जल दरें ही, अस्थाई रूप से आगामी अवधि तक प्रभावशील रहेंगी।

सहपत्र-शून्य।

(आर.के.नारद)
अपर सचिव
जल संसाधन विभाग
मंत्रालय, नया रायपुर

क्र. सं. 3352038/प्रशासनिक ऑफिस/नॉटरी/2014/4514 दिनांक 01.05.2010

1. विशेष कर्तव्यरथ अधिकारी, जल विभाग, प्र.ग.शासन, मंत्रालय, नया रायपुर की कनकी नॉटरीय क्र.-626/न-2 दि. 10.09.2014 के संदर्भ में सुमनाथ अर्थात् प्रमुख अभियंता, (इन्स्टीट्यूट कॉम्प्लेक्स/परियोजना, जल संसाधन विभाग, नया रायपुर/इन्स्टीट्यूट कॉम्प्लेक्स, (मिनरालीन समस्त भेदानी मुख्य अभियंता) को सूचनाएं एवं तत्काल आवश्यक कार्रवाई हेतु अधिनियत। कृपया प्रकरण में तदनुसार आपके अधीनस्थ सर्व संबंधितों को तत्काल सूचित करते हुए शीघ्र आवश्यक कार्रवाई करने का कष्ट करें।

सहपत्र-शून्य।

क्र. सं. 1/201-2/सा-2/नॉटरी/आर.के.-1
क्र. सं. 2/सा-2/सा-2/नॉटरी/आर.के.-2
जलो/इन्स्टीट्यूट कॉम्प्लेक्स/नया रायपुर
(आर.के.नारद)
अपर सचिव
जल संसाधन विभाग
मंत्रालय, नया रायपुर

छत्तीसगढ़ शासन
जल संसाधन विभाग
मंत्रालय
दाऊ कल्याण सिंह भवन, रायपुर, छ.ग.

क्रमांक...../7-ए/जसं./तथा/ओजप्र/02/डी-4, दिनांक /05/2010

--: अधिसूचना :-

छत्तीसगढ़ सिंचाई अधिनियम-1931 (क्र.-3, सन 1931) के अधीन विरचित नियमों के उपबंधों के साथ पठित उक्त अधिनियम की धारा-37 तथा 40 द्वारा प्रदत्त शक्तियों का प्रयोग में लाते हुए जल संसाधन विभाग की अधिसूचना क्रमांक-1819/7-ए/जसं./तथा/ओजप्र/02/डी-4, रायपुर, दिनांक 21.03.2008 को अधिष्ठित करते हुए, राज्य सरकार एतद् द्वारा संपूर्ण राज्य में औद्योगिक प्रयोजन, ताप विद्युत तथा जल विद्युत परियोजनाओं के लिये निम्नलिखित जल-दर निर्धारित करती है :-

क्र.	उपयोग का प्रकार	विशेष विवरण	जल-दर
1.	औद्योगिक प्रयोजन/ताप विद्युत प्रयोजन	अ शासकीय स्त्रोत :-	
		1 बांध/जलाशय से ...	रु. 6.00 प्रति घ.मी.
		2 नहर प्रणाली से ...	रु. 7.00 प्रति घ.मी.
	ब नैसर्गिक/स्वनिर्मित स्त्रोत से	रु. 2.00 प्रति घ.मी.	
2.	जल विद्युत प्रयोजन (जल के उपयोग परवाह पुनः प्राप्ति)	अ अशासकीय स्त्रोत :-	
		1 बांध/जलाशय से ...	60 (साठ) पैसे/विद्युत इकाई उत्पादन एवं 200 (दो सौ) पैसे/100 वि.ई.ए. पर प्रति वर्ष एस्कैलेशन चार्जस
		2 नहर प्रणाली से ...	70 (सत्तर) पैसे/विद्युत इकाई उत्पादन एवं 250 (दो सौ पचास) पैसे/100 वि.ई.ए. पर प्रति वर्ष एस्कैलेशन चार्जस
	ब नैसर्गिक/स्वनिर्मित स्त्रोत से ...	20 (बीस) पैसे/विद्युत इकाई उत्पादन पर	

- उपरोक्तानुसार निर्धारित जल-दर दिनांक 01.05.2010 से प्रभावशील रहेंगी। इसमें प्रतिवर्ष 15 प्रतिशत की वृद्धि होगी।
- जल का उपयोग प्रारंभ करने के पूर्व शासन के अनुमोदन उपरांत प्रारूप-7 (क) में अनुबंध निष्पादित किया जायेगा।
- उपरोक्त दरों का पुनर्निर्धारण प्रति 3 वर्ष के पश्चात किया जायेगा।
- निजी संयंत्रों द्वारा निस्सारित किये जाने वाले जल का निस्सारण राज्य प्रदूषण नियंत्रण मंडल के नियमों के अनुसार नहीं करने पर दंडी शर्तनामों को नियमानुसार दण्डित किया जावेगा।

छत्तीसगढ़ के राज्यपाल के नाम से

तथा जादेशानुसार

(सी.के. खेतान)

सचिव,

जल संसाधन विभाग,

मंत्रालय, रायपुर

Annexure - V



छत्तीसगढ़ CHHATTISGARH


02AA 797486

एन टी पी सी लिमिटेड को सीपत सुपर थर्मल पावर प्रोजेक्ट को हसदेव दायी तट नहर से जल प्रदाय करने के लिये करार का प्ररूप

प्ररूप 7- (क)

(नियम 71-क देखिये)

इह करार आज दिनांक 25 माह नवम्बर सन् 2009 को प्रथम पद जल संसाधन विभाग के कार्यपालन अभियंता, हसदेव बरीज जल प्रबंध संभाग, रामपुर/कोरवा द्वारा कार्य करते हुए छत्तीसगढ़ राज्य के राज्यपाल (जिन्हें इसमें इसके पश्चात् छ.ग. जल संसाधन विभाग के नाम से निर्दिष्ट किया गया है) जिस अभिव्यक्ति में, जहां तक कि संदर्भ से वैसा अनुमत हो, उनके पदीय उत्तराधिकारी, अभिहस्ताकिती सम्मिलित हैं तथा द्वितीय पद एन टी पी सी सीपत जो भारतीय कंपनी अधिनियम 1955(1956 का 1) के अधीन रजिस्ट्रीकृत / गठित है तथा जिसका रजिस्ट्रीकृत कार्यालय रकोप काम्पलेक्स कोर-7, नई दिल्ली में स्थित है, (जिसो इसके पश्चात् कंपनी के नाम से निर्दिष्ट किया गया है) जिस अभिव्यक्ति में जब तक कि संदर्भ द्वारा उसे अपवर्जित न कर दिया जाये या संदर्भ से अन्यथा प्रतिकूल न हो, उसको अर्थ के अंतर्गत उसके उत्तराधिकारी, अभिहस्ताकिती सम्मिलित है, के बीच किया गया है :-


 कार्यपालन अभियंता
 हसदेव बरीज जल प्रबंध संभाग,
 रामपुर/कोरवा (छ.ग.)


 जयदेव नन्दा
 Jayadob Nanda
 नरपेश (अर्थी)
 General Manager (In-charge)
 एन टी पी सी लिमिटेड, रामपुर
 NTPC Ltd. RATAPUR

(244)





छत्तीसगढ़ CHHATTISGARH

05AA 148608


/2/

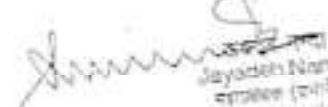
चूंकि कंपनी ने छत्तीसगढ़ सरकार को हसदेव दायी तट मुख्य नहर के आर.डी. 37950 मी. से, (जिसे इसमें इसके परचात उक्त शासकीय जल स्रोत, के नाम से निर्दिष्ट किया गया है), प्रति माह 1,00,00,000 (एक करोड़) घनमीटर जल एन.टी.पी. सी सीपत सुपर थर्मल पावर प्रोजेक्ट सीपत जिला बिलासपुर (छ.ग.) के उपयोग के लिये, जो सीपत, जिला बिलासपुर में स्थापित किया जाना है, (जिसे इसमें इसके परचात 'उक्त संयंत्र' के नाम से निर्दिष्ट किया गया है) लेने तथा कारखाने के निस्सारित जल के निकास हेतु गृहियत तथा सतही नल तथा नालियाँ विछाने हेतु अनुज्ञा के लिये आवेदन किया है।

और चूंकि सरकार, इसमें इसके परचात दिये गये निबंधनों तथा दी गई शर्तों पर एन.टी.पी.सी. सीपत को स्वयं के व्यय पर 'उक्त शासकीय जल स्रोत' से जल के उपयोग हेतु उपरोक्त अनुज्ञा देने हेतु सहमत हो गई है।

और चूंकि एन.टी.पी.सी. सीपत ने इस लेख के निष्पादन के पूर्व एन.टी.पी.सी. सीपत द्वारा 3 माहों में ली जाने वाली जल की मात्रा के लिये जलकर तथा स्थानीय निधि छुपकर के रूप में सरकार के पास रुपये 10.80 करोड़ (रुपये दस करोड़ अस्सी लाख केवल) की उक्त धनराशि चेक क्र. 803566 दिनांक 31.03.06 रुपये 4.50 करोड़ एवं चेक क्र. 807651 दिनांक 14.12.06 रु. 6.30 करोड़ कुल 10.80 करोड़ जमा कर दी गई है।

और चूंकि यह करार हो गया है कि रुपये 10.80 करोड़ (रुपये दस करोड़ अस्सी लाख केवल) की उक्त राशि पर कोई ब्याज देय नहीं होगा।


 छत्तीसगढ़ न्यायिक
 हसदेव नदी जल प्रबंध संयंत्र,


 Jayesh Narda
 वरिष्ठ (एम.डी.)
 General Manager (in-charge)
 ए.डी.डी. सी.टी.डी. संयंत्र

(245)



छत्तीसगढ़ CHHATTISGARH

05AA 148607

/3/

अतः अब यह करार निम्नलिखित बातों का साक्षी है :-

1. आदेश क्रमांक 4195/7/ज.सं./त.शा./औ.ज.प्र./2001/डी-4, रायपुर दिनांक 26.11.2001 एवं पत्र क्रमांक 4554/7/W.R/Tech//W.S/D-4 रायपुर, दिनांक 20.12.2001 एवं उक्त आर्बटन आदेश का पुनः प्रतिष्ठापन (Restoration) छत्तीसगढ़ शासन जल संसाधन विभाग मंत्रालय रायपुर के पृष्ठांकन क्रमांक 6494/29/4/31/98/म/औ.ज.प्र./डी-4, रायपुर, दिनांक 31.10.2009 (जल आर्बटन एवं कार्यकारी निर्देश इत्यादि) भी इस करार का एक भाग होगा।
2. एन.टी.पी.सी. सीपत द्वारा इसके पश्चात् विनिर्दिष्ट किये गये अनुसार सरकार को सम्यक रूप से भुगतान किये जाने तथा इसमें अंतर्विष्ट प्रसविदाओं तथा शर्तों दोनों का पालन करने के प्रतिफल स्वरूप सरकार एतद् द्वारा कंपनी को तारीख 25 माह नवम्बर सन् 2009 से प्रारंभ होने वाली 30 वर्षों की कालावधि के लिये इसमें अंतर्विष्ट निबंधनों तथा शर्तों पर एन.टी.पी.सी. सीपत के उक्त संयंत्र के लिये उक्त शासकीय जल स्रोत से 328767 घनमीटर जल प्रतिदिन लेने की अनुज्ञा देती है। एतद् द्वारा दी गई अनुज्ञा छत्तीसगढ़ सिविल अधिनियम, 1931 (क्रमांक 3 सन् 1931) तथा समय-समय पर, सरकार द्वारा इस विहित जारी किये गये तथा तत्समय प्रवृत्त किन्हीं कार्यपालिक आदेशों के अध्वधीन होगी।


 कार्यपालन अधिकारी
 छत्तीसगढ़ जल प्रबंध संभाग,
 Raipur (CG)


 Jayadeo Nanda
 Manager (Jr)
 General Manager (in charge)
 रा.प.सं.के.डी.ए.सि.सं.
 NTPC Ltd SIRAT, BILASPUR

(246)



छत्तीसगढ़ CHHATTISGARH

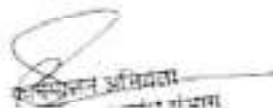
05AA 148606

/4/

3. एन.टी.पी.सी. सीपत, उसके द्वारा उक्त शासकीय जल स्त्रोत से लिये गये जल के लिये निर्धारित दरों से जल का भुगतान सरकार को करेगी, जो जल संसाधन विभाग के आदेश क्रमांक 1819/7-ए/ज.सं./तशा./जी.ज.प्र. 7/02/डी.4 दिनांक 21.03.06 के अनुसार रुपये 3.60 (रुपये तीन रुपये साठ पैसे) प्रति क्यूबिक मीटर है।

टिप्पणी :- यहाँ वे दरें, जो कि एन.टी.पी.सी. सीपत पर लागू होने वाली हों, दर्शायी जानी चाहिए न कि अन्य दरें, करार की गई मात्रा से अधिक ली गई जल की मात्रा या प्राधिकृत रूप से ली गई जल की मात्रा के लिये संश्लेषितानुसार दर्शाई सामान्य जल दरों के अतिरिक्त 50 प्रतिशत (पचास प्रतिशत) अतिरिक्त दर से प्रभारित की जायेगी।

ऊपर विनिर्दिष्ट जलकर के भुगतान के अतिरिक्त एन.टी.पी.सी. सीपत, सरकार द्वारा समय-समय पर नियत की गई दरों से जल संसाधन विभाग को स्थानीय निधि उपकर या किन्हीं अन्य करों का भी भुगतान करेगी। सरकार, एतद् द्वारा एन.टी.पी.सी. सीपत द्वारा भुगतान किये जाने वाले उक्त जलकर की दरों तथा स्थानीय उपकर या अन्य करों को समय-समय पर पुनरीक्षित करने के अपने अधिकार को सुरक्षित रखती है, तथा एन.टी.पी.सी. सीपत, ऐसे पुनरीक्षित जलकर तथा स्थानीय उपकर या अन्य करों का भी भुगतान करेगी, जो कि सरकार द्वारा समय-समय पर नियत किये जाते हैं, सख्त (15) से विनिर्दिष्ट परिस्थितियों को या कम जल प्रदाय को छोड़कर, एन.टी.पी.सी. सीपत किसी भी देश में, उसके द्वारा लिये जाने के लिये अनुज्ञात जल की कुल मात्रा के कम से


 अधिकारी
 संचालक


 General Manager (in-charge)

(247)



छत्तीसगढ़ CHHATTISGARH

05AA 148605


/5/

कम 90 प्रतिशत के लिये जल प्रभारों का मुग्तान करेगी, चाहे एन.टी.पी.सी. सीपत द्वारा वास्तविक रूप से लिये गये जल की मात्रा, खण्ड (2) के अधीन उराके द्वारा लिये जाने के लिये अनुज्ञात जल की मात्रा के 90 प्रतिशत से कम हो ।

4. जल के उपयोग के लिये एन.टी.पी.सी. सीपत किन्हीं सिविल यात्रिकीय कार्यों का निर्माण, जिसमें पिकअप वियर, बैराज, बांध/कुएँ, नलकूप इत्यादि का निर्माण सम्मिलित हो सकेगा, अपनी स्वयं की व्यवस्था स्वयं के व्यय पर करेगी, ऐसी सिविल यात्रिकीय सुविधाओं के निर्माण के रूपांकन (डिजाइन) और ड्राइंग स्वयं एन.टी.पी.सी. सीपत द्वारा बनाये जाकर जल संसाधन विभाग को अनुमोदन हेतु प्रस्तुत किये जायेंगे। संबंधित मुख्य अभियंता, अपना निर्णय 30 दिन में सैन्य जल संसाधन उपयोग समिति को देगा। राज्य जल संसाधन उपयोग समिति का निर्णय अंतिम होगा।

5. किसी अशासकीय कार्य (यथा जल प्रवाह में आकस्मिक कमी) के कारण उक्त शासकीय जल स्रोत से जल प्रदाय में आपात अवरोध उत्पन्न होने की दशा में कार्यभारन अभियंता, एन.टी.पी.सी. सीपत को तत्काल इसकी लिखित सूचना देगा। ऐसी सूचना प्राप्त होने पर एन.टी.पी.सी. सीपत को जल प्रदाय में रुकावट के लिये क्षतिपूर्ति प्राप्त करने का कोई अधिकार नहीं होगा, तथा उरा समय शोध्य रकम, जिसका मुग्तान नहीं किया गया है, को छोड़कर एन.टी.पी. सी. सीपत का जल प्रभारी, स्थानीय निधि उपकर या करों का मुग्तान करने के लिये उस समय तक कोई दायित्व नहीं होगा, जब तक कि उक्त शासकीय


 जनरल मैनेजर
 राज्य जल संसाधन विभाग


 जनरल मैनेजर
 Jayadeb Narula
 जनरल (ग्रामी)
 General Manager (Gr-Office)
 राज्य जल संसाधन विभाग

(248)



छत्तीसगढ़ CHHATTISGARH

05AA 148604


/6/


स्रोत में जल का बहाव सरकार द्वारा एतद्घीन रखे जाने के लिये अपेक्षित स्तर तक नहीं आ जाता।

6. इस करार के निबधनों तथा शर्तों के अध्याधीन रहते हुए, इसमें अंतर्विष्ट किसी ऋत को किसी अपरिहार्य घटना की दशा में जल के प्रदाय की निरंतरता के लिये सरकार की ओर से प्रत्याभूति के रूप में नहीं समझा जायेगा। किसी अपरिहार्य घटना के कारण जल का प्रदाय न होने या अपर्याप्त प्रदाय होने के लिये या किसी अपरिहार्य घटना के कारण हुई नुकसानी या हानि के लिये भी सरकार उत्तरदायी नहीं होगी।

किसी अपरिहार्य घटना के दौरान किन्हीं जल प्रमारों, स्थानीय निधि उपकर या अन्य कर्षों के, सिवाय उनके, जो कि एन.टी.पी.सी. सीपत द्वारा पूर्व में प्राप्त किये गये जल से संबंधित हैं, जिसके लिये मुगतान शोध्य हो चुका है तथा इसका मुगतान नहीं हुआ है, मुगतान के लिये दायित्वाधीन नहीं होगी, यह रकम शोध्य रहेगी तथा वह इस करार के निबधनों के अनुसार देय होगी। अपरिहार्य घटना के अंतर्गत सूखा तथा अन्य समान प्राकृतिक आपदाएं सम्मिलित होगी जो कि राज्य सरकार के नियंत्रण के परे हैं।

7. जल प्रदाय स्रोत के सृजन हेतु सिविल मांत्रिकीय कार्यों के निर्माण के द्वारा भूमि, संपत्ति, जनसुविधा इत्यादि के जल मग्न होने के कारण प्रभावित किसी व्यक्ति/व्यक्तियों को एन.टी.पी.सी. सीपत पर्याप्त मुआवजा देगी।


 के.वि.राजन अभियंता
 छत्तीसगढ़ राज्य जल प्रबंध संभाग


 जयदेव नान्दा
 महाप्रबन्ध (अधीन)
 General Manager (in-charge)
 एन.टी.पी.सी. सीपत
 रायचूर, छत्तीसगढ़


(१५१)



एन.टी.पी.सी. सीपत द्वारा उक्त शासकीय जल स्रोत से जल का उपयोग, एन.टी.पी.सी. सीपत के उक्त संयंत्र के प्रयोजन के लिये, जिसमें कोलीनी के लिये जल प्रदाय सम्मिलित है, किया जायेगा तथा एन.टी.पी.सी. सीपत द्वारा अन्य किसी उपरोक्त को जल का विक्रय कर दुरुपयोग नहीं किया जायेगा। एन.टी.पी.सी. सीपत द्वारा जल का ऐसा विक्रय किये जाने की दशा में इस अनुज्ञप्ति को प्रतिसंहत किये जाने के सरकार के अधिकारों पर प्रतिकूल प्रभाव डाले बिना, सरकार जल के ऐसे विक्रय से एन.टी.पी.सी. सीपत द्वारा उद्घटित आगम, एन.टी.पी.सी. सीपत से बसूल करने के लिये हकदार होगी।

9. पूतद्वारा दी गई अनुज्ञा का प्रतिप्रवाह के तटीय स्वामियों में निहित विद्यमान जल अधिकारों पर किसी भी प्रकार से न तो प्रतिकूल प्रभाव ही पड़ेगा और न ही उक्त शासकीय जल स्रोत पर या उसके संबंध में अपनी किसी नवीन योजना या योजनाओं का इसमें इसके पश्चात् आरंभ करने या कार्यान्वयन करने के सरकार के अधिकार पर किसी भी प्रकार से प्रतिकूल प्रभाव न पड़ेगा, तथापि पूतद द्वारा छ.ग. सरकार आश्वस्त करती है कि उनके द्वारा सिंचाई प्रयोजन अथवा औद्योगिक प्रयोजनों के लिये प्रदत्त अन्य कोई जल अधिकार इस तरह प्रदाय किये जायेंगे कि जिससे इस करार को संपूर्ण अवधि में परियोजना के लिये आवश्यक जल की उपलब्धता प्रभावित न हो।

10. एन.टी.पी.सी. सीपत उक्त जल स्रोत में सिविल यांत्रिकीय कार्यों का, अर्थात् झिकअप, वियर, बैराज, जलाशय, बांध, कुएँ, नलकूप और उद्बहन व्यवस्था का निर्माण तब तक नहीं करेगी जब तक कि उसके संबंध में परताव, संयंत्र ड्राइंग, ड्रिनिर्देश (स्पेसिफिकेशन) प्राक्कलन तथा अन्य समस्त च्यारे ऐसे अधिकारी को, जिसको कि सरकार द्वारा इस निमित्त प्राधिकृत किया गया हो, पूर्व में प्रस्तुत न कर दिया गया हो, और उसके द्वारा लिखित में अनुमोदित न कर दिया गया हो।


 Jayesh Narain
 General Manager (in-charge)
 Haryana State Water Supply Corporation


 Jayesh Narain
 General Manager (in-charge)
 Haryana State Water Supply Corporation



छत्तीसगढ़ CHHATTISGARH


05AA 148602

/8/

हो, तथा सिविल यात्रिकीय कार्य, गिक-अप वियर, बैराज, उद्वहन व्यवस्था आदि के निर्माण का अनुमोदन प्रदान करते समय सरकार, ऐसी शर्तों अधिरोपित कर सकेगी, जैसा कि वह अपने आत्यतिक विवेकानुसार उचित समझे।

11. एन.टी.पी.सी. शीपत द्वारा उक्त जल स्रोत से लिये गये जल के नापने की व्यवस्था एन.टी.पी.सी. शीपत द्वारा ऐसी रीति से की जायेगी, जैसे कि सरकार या कार्यपालन अभियंता हरादेव बरौज, जल प्रबंध संगम रामपुर/कोरवा (जिसे इसमें इसके पश्चात कार्यपालन अभियंता के नाम से निर्दिष्ट किया गया है) निर्दिष्ट करे। एन.टी.पी.सी. शीपत द्वारा स्वचलित नापने के साधन का संस्थापन तथा उसका अनुरक्षण, उस संबंध में सरकार या कार्यपालन अभियंता लिखित में पूर्व अनुमोदन अनिप्राप्त करने के पश्चात अपने स्वयं के खर्च से किया जायेगा। यदि एन.टी.पी.सी. शीपत द्वारा उपरोक्तानुसार संस्थापित नापने का साधन कार्य करना बंद कर दे या खराब हो जाये, तो ऐसी स्थिति में उन दिनों के जल उपयोग के संबंध में, जिनमें कि नापने के साधन द्वारा कार्य न किया गया हो, जल के उन प्रमात्रों की संगणना जिसका सरकार को भुगतान करने के लिये एन.टी.पी.सी. शीपत उत्तरदायी होगी, वैकल्पिक रूप से अधिकतम प्रति घण्टा पवित्र क्षमता एवं पम्पों के बालन के घण्टों की संख्या से गुणा के आधार पर की जायेगी, जिसके लिये एन.टी.पी.सी. शीपत को लेखा-जोखा रखना बाध्यकारी होगा।


 कार्यपालन अभियंता
 हरादेव बरौज जल प्रबंध संगम


 Jayadev Narayan
 Manager (M.T.)
 General Manager (In-charge)
 P. S. Narayan & Co. Chartered Accountants

(251)



एन.टी.पी.सी. सीपत द्वारा निस्सारित अवशेष (उपयोग परचात प्रवाहित जल) की सभी लोड एवं अन्य रासायनिक अशुद्धता का उपचार किया जायेगा और इस कृतीसगढ़ पर्यावरण संरक्षण मण्डल एवं केंद्रीय सरकार के लोक स्वास्थ्य पर्यावरण यांत्रिकीय संस्थान जल प्रदाय नियमावली के अनुसार उपयुक्त रूप से शुद्ध करना होगा जो पेयजल का स्तर निर्दिष्ट करती हैं।

13. एन.टी.पी.सी. सीपत द्वारा कार्यपालन अभियंता से मासिक भांग प्राप्त किये जाने की तारीख से 30 दिन के भीतर एन.टी.पी.सी. सीपत, कार्यपालन अभियंता को पूर्ववर्ती मास के दौरान एन.टी.पी.सी. सीपत द्वारा लिये गये जल के लिये जल कर तथा स्थानीय निधि उपकर की रकम का भुगतान करेगी। प्रदाय किये गये जल के बिल की तारीख से 3 माह के भीतर यदि भुगतान नहीं किया जाता है, तो 24 प्रतिशत (बीबीस प्रतिशत) की दर से ब्याज तथा 1 प्रतिशत (एक प्रतिशत) वार्षिक की दर से सेवाशुल्क की वसूली वार्षिक की जायेगी। भुगतान के लिये नियत तारीख से 6 माह की अवधि तक भुगतान न किया जाना करार का भंग होना माना जायेगा।

14. एन.टी.पी.सी. सीपत 10.80 करोड़ (दस करोड़ अस्सी लाख) रूपये की उक्त धनराशि (मासिक निर्धारित बिल से तीन गुना) जलकर तथा स्थानीय निधि और सिवाई शोध्यों के सम्यक तथा समुचित भुगतान और इस करार के शर्तों तथा शर्तों का सम्यक निर्वाह तथा पालन करने के लिये प्रतिभूति के रूप में कार्यपालन अभियंता हरादेव बरौज जल प्रबंध संगाग रामपुर/कोरवा के पास सदैव जमा रखेगी। उपरोक्तानुसार शोध्यों का सम्यक भुगतान करने में एन.टी.पी.सी. सीपत द्वारा नुक किये जाने की दशा में एन.टी.पी.सी. सीपत से बकाया शोध्यों की उक्त निर्धारित प्रति समायोजित किया जायेगा। एन.टी.पी.सी. सीपत की ओर से उपरोक्तानुसार जलकर तथा स्थानीय निधि उपकर का



कार्यपालन अभियंता
हरादेव बरौज जल प्रबंध संगाग


Jayadeb Nanda
General Manager (Water)

(252)

सीपत की ओर से उपरोक्तानुसार जलकर तथा स्थानीय विधि उपकर का नियमित भुगतान करने में व्यतिक्रम किये जाने पर सरकार अपने किन्हीं अन्य अधिकारों तथा उपायों पर प्रतिकूल प्रभाव डाले बिना इस करार को तुरंत समाप्त करने की हकदार होगी।

15. सरकार के किसी अन्य उपाय और उसकी शक्तियों पर प्रतिकूल प्रभाव डाले बिना इस लेख के अधीन शोष्य तथा एन.टी.पी.सी. सीपत द्वारा दिये कोई घनराशि एन.टी.पी.सी. सीपत से उसी रीति से वसूल योग्य होगी जो कि इस विधित्त तत्समय प्रकृत विधि के उपबंधों के अधीन मू-राजस्व की रकमा को लागू होती है।
16. उक्त शाराकीय जल स्रोत में जल की कमी होने की दशा में कार्यपालन अभियंता प्रत्याशित कमी की संभावना को स्पष्ट करते हुए एन.टी.पी.सी. सीपत पर एक सूचना की तामीली करेगा। एन.टी.पी.सी. सीपत ऐसी परिस्थितियों में जल के उपभोग में कमी करेगी तथा कार्यपालन अभियंता को उसके (एन.टी.पी.सी. सीपत के) द्वारा लिये गये जल की वास्तविक मात्रा दर्शाने वाली एक साप्ताहिक विवरणी प्रस्तुत करेगी।
17. नदी, झरना, जल सरणियों तथा सिंचाई कुओं के अधीन विद्यमान सिंचाई के हितों पर प्रतिकूल प्रभाव नहीं डाला जायेगा यदि सरकार की राय में इन विद्यमान हितों पर प्रतिकूल प्रभाव पड़ता है तो एन.टी.पी.सी. सीपत संबंधित व्यक्तियों को जिनके हित प्रभावित हुए हों ऐसे प्रतिकर का भुगतान करेगी जो कि सरकार द्वारा अवधारित किया जाये।
18. एन.टी.पी.सी. सीपत समस्त समयों पर इस निमित प्राधिकृत किये गये छ. म. सरकार के जल संसाधन विभाग के किसी अधिकारी को नापने के साधन तथा जल के लेखाओं का निरीक्षण करने तथा एन.टी.पी.सी. सीपत द्वारा रखे गये अभिलेखों में से प्रविष्टियों की प्रतियां सरकार को प्रस्तुत करने हेतु अनुज्ञात करेगी।
19. एन.टी.पी.सी. सीपत को इसके अधीन दी जाने वाली या उस पर तामील की जाने वाली कोई सूचना या अन्य दस्तावेजों सरकार की ओर से कार्यपालन अभियंता द्वारा दी जायेगी या तामील की जायेगी तथा ऐसी कोई सूचना या दस्तावेजों सम्यक रूप से एन.टी.पी.सी. सीपत को दी गई या एन.टी.पी.सी. सीपत पर तामिल की गई समझी जायेगी यदि वे एन.टी.पी.सी. सीपत के रजिस्ट्रीकृत कार्यालय पर रजिस्ट्रीकृत डाक द्वारा भेजी जाये या परिदत्त की जाये।


कार्यपालन अभियंता
जयदेव पर्योजनालय प्रबंधन समिति,
शमनपुर/झारखण्ड (छ.म.)


जयदेव नन्दा
Jayadeo Nanda
सहसंचालक (अभियंता)
General Manager (In-charge)
एन.टी.पी.सी. बिलसपुर, झारखण्ड
NTPC Ltd. SIRA, BILASPUR


20. यदि एन.टी.पी.सी. सीपत इसके किसी निबंधन तथा शर्त को भंग करे तो सरकार इस करार को समाप्त करने के लिये हकदार होगी और तदुपरि एन.टी. पी.सी. सीपत को किसी प्रतिकार का, चाहे वह कुछ भी हो भुगतान करने के लिये सरकार को दायी बनाये बिना एन.टी. पी.सी. सीपत उक्त शासकीय जल स्रोत से जल लेना बंद कर देगी।
21. इस करार की अवधि समाप्त होने पर शासन इस करार को ऐसी और कालावधि के लिये तथा ऐसे निबंधनों एवं शर्तों पर जो कि शासन अपने पूर्ण विवेक के अनुसार उचित, समझे त्वीकृत कर सकेगी।
22. इस करार के निष्पादन में उपगत खर्च तथा अनुभाषिक प्रभार, जिनके अंतर्गत स्टाम्प शुल्क आता है, एन.टी.पी.सी. सीपत द्वारा वहन किये जायेंगे तथा उसका भुगतान किया जायेगा।

23. विवादों का निपटारा -

(क) पारस्परिक घर्षा- इस करार के पक्षकारों को यह मान्य है कि इस करार से संबंधित या उससे उद्भूत विवादों का जिरामें करार के किन्हीं भी खण्डों की व्याख्या पक्षकारों के अपने-अपने अधिकार तथा बाध्यताएँ अथवा किसी पक्ष द्वारा बाध्यताओं का पालन नहीं किया जाना आता है, हल पारस्परिक बातचीत द्वारा सौहार्दपूर्ण रूप से किया जायेगा।

(ख) माध्यस्थम - यदि ऐसी बातचीत के पारन होने से 60 दिन पश्चात् उभयपक्ष उत्पन्न विवाद को सौहार्दपूर्ण रूप से हल करने में असमर्थ रहते हैं तो ऐसे विवाद या मतभेद को माध्यस्थम तथा सुलह अधिनियम, 1996 के उपबंधों के अधीन माध्यस्थम को निर्दिष्ट किया जायेगा, माध्यस्थम पैनल (सूची) का पंचाट (अवार्ड) अंतिम तथा पक्षकारों पर बंधनकारी होगा।

24. विशेष शर्त (यदि कोई हो) प्रचलित शर्तों के अनुसार यथा संलग्न :- कोई नहीं जिसके साक्ष्य में छ.ग. राज्य के राज्यपाल के लिये तथा उनकी ओर से श्री आर.आर. सारथी कार्यपालन अभियंता हसदेव वरींज जल प्रबंध संभाग समपुर/कोरवा ने ऊपर लिखी तारीख तथा वर्ष को अपने हस्ताक्षर किये हैं


कार्यपालन अभियंता
हसदेव वरींज जल प्रबंध संभाग,
समपुर/कोरवा (छ.ग.)


जयदेव पण्डा
Jayadeb Panda
मजदूर (अपन)
General Manager (in-charge)
एन.टी.पी.सी. सीपत, बिलासपुर
NTPC Ltd SPAT, BILASPUR

तथा अपने कार्यालय की मुद्रा और हसदेव बरॉज जल प्रबंध संगम
रामपुर/कोरवा की सामान्य मुद्रा ऊपर लिखी गई तारीख तथा वर्ष को अंकित
कर दी है। छ.म. राज्य के राज्यपाल के लिये तथा उनकी ओर से श्री आर.आर.
सारथी कार्यपालन अभियंता द्वारा निम्नलिखित की उपस्थिति में,

हस्ताक्षरित



मुद्रांकित

कार्यपालन अभियंता
हसदेव बरॉज जल प्रबंध संगम,
रामपुर/कोरवा (छ.म.)

परिदत्त

(आर.आर. सारथी)
कार्यपालन अभियंता

हसदेव बरॉज जल प्रबंध संगम
रामपुर कोरवा
(छत्तीसगढ़ के राज्यपाल के नाम से)

(1) एल.पी.साहू, डी.एम.

हसदेव बरॉज जल प्रबंध संगम,
रामपुर/कोरवा



(2) एस.के.सिंह, अनुविभागीय अधिकारी,

हसदेव दाधी तट नहर उप-संगम क.-5,
जर्व



नेशनल थर्मल पावर कार्पोरेशन लिमिटेड नईदिल्ली की सामान्य मुद्रा

नेशनल थर्मल पावर कार्पोरेशन लिमिटेड नईदिल्ली के संचालक बोर्ड के सकल्प
श्री आर.एस.शर्मा की शर्तों तारीख 11.06.2008 के अनुसार में सीपल
सुपर थर्मल पावर प्रोजेक्ट के संचालक श्री जयदेव नन्दा, जी.एम. (इन्चार्ज) जिन्होंने
उसके प्रतीक स्वरूप निम्नलिखित की उपस्थिति में अपने-अपने हस्ताक्षर किये


साक्षी :

(1) श्री के.एस.राव,

(ए.जी.एम.-प्रोजेक्ट-1)



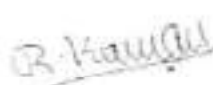
हस्ताक्षरशील



जयदेव नन्दा
Jayadeb Nanda
संचालक (अधीन)
General Manager (in-charge)
एन.टी.सी. लि. सिफाट, बिलासपुर
NTPC Ltd. SIFAT, BILASPUR

(2) श्री आर.कन्नन,

डी.जी.एम. (सिविल)



हसदेव बरौज जल प्रबंध संभाग

रामपुर/कोरबा

पत्र क्र. 132 / राजस्व

/ 2016

ईमेल: eshhbrampurkorba@gmail.com

प्रति,

/ 2016

रामपुर/कोरबा,

दिनांक 21/1/2017

महा प्रबंधक (प्रचालन)
एन.टी.पी.सी.लिमिटेड सीपत
जिला - बिलासपुर (छ.ग.)

विषय:- लंबित जलकर देयक के भुगतान बाबत।

00

विषयातर्गत लेख है कि जलकर देयक तैयार कर आपके संस्थान को भेजा गया है। परंतु आपके संस्थान द्वारा कम भुगतान किया जा रहा है। जिसके कारण राशि रु. 2716.26 लाख का भुगतान लंबित है। इस संबंध में छ.ग. शासन एवं उच्चाधिकारियों से बार - बार स्मरण पत्र प्राप्त हो रहे हैं। अतएव उक्त बकाया राशि तत्काल जमा करे, अन्यथा अनुबंध के कंडिका के तहत कार्यवाही की जावेगी। जिसकी सम्पूर्ण जिम्मेदारी आपकी संस्थान की होगी।

सहपत्र:- शून्य।



कार्यपालन अभियंता

हसदेव बरौज जल प्रबंध संभाग
रामपुर/कोरबा

पृ. क्र. / राजस्व / 2016
प्रतिलिपि:-

रामपुर/कोरबा,

दिनांक / 01 / 2017

- 1 मुख्य अभियंता मिनीमाता (हसदेव) बांगो परियोजना बिलासपुर की ओर सूचनार्थ सम्प्रेषित।
- 2 अधीक्षण अभियंता हसदेव परियोजना मण्डल रामपुर/कोरबा की ओर सूचनार्थ सम्प्रेषित।
- 3 अनुविभागीय अधिकारी हसदेव दायी तट नहर उप संभाग क. 5 जवै की ओर सूचनार्थ। कृपया उक्त संस्थान के अधिकारियों से संपर्क कर भुगतान प्राप्त करने की कार्यवाही करें।

सहपत्र:- शून्य।



कार्यपालन अभियंता
हसदेव बरौज जल प्रबंध संभाग
रामपुर/कोरबा

(१५८)



कार्यालय कार्यपालन अभियंता
हसदेव बरौज जल प्रबंध संभाग
रामपुर/कोरवा



पत्र क्र. 1443 /तक.
प्रति.

रामपुर/कोरवा

दिनांक 22 / 03 / 2018

महाप्रबंधक,
एन.टी.पी.सी. लिमिटेड,
सीपत सुपर थर्मल पावर स्टेशन
पोस्ट-उज्जवल नगर सीपत-495555
जिला-बिलासपुर (छ.ग.)

विषय- एन.टी.पी.सी. द्वारा बिलासपुर जिले में स्थापित सीपत थर्मल सुपर पावर प्रोजेक्ट हेतु हसदेव बांगो परियोजना की दांवी तट मुख्य नहर से स्वीकृत 120.00 नि.घ.मी. वार्षिक जल आवंटन को कम कर 93.00 नि.घ.मी. वार्षिक करने बाबत।

- संदर्भ- 1. छ.ग. शासन जल संसाधन विभाग मंत्रालय नया रायपुर के पृ.क्र. 6236 / 29 / 4 / 86 / म / 31 / औजाप्र. / 01 / डी-4 नया रायपुर दिनांक 11.12.2017
2. कार्यालयीन पत्र क्र. 695 / तक रामपुर / कोरवा दिनांक 12.02.2018

—00—

उपरोक्त विषयसंबंधित संदर्भित पत्र में दिये निर्देशानुसार हसदेव बांगो परियोजना की दांवी तट मुख्य नहर से स्वीकृत 120.00 नि.घ.मी. वार्षिक जल आवंटन की मात्रा को कम कर 93.00 नि.घ.मी. वार्षिक करने की स्वीकृति तीन शर्तों के साथ दी गई है। जिसके शर्त क्र. 1 के पालन हेतु संस्थान को शेष बचाया जलकर राशि रु 356580593.00 (रु पैंतीस करोड़ पैंसठ लाख अस्सी हजार पांच सौ तिरानवे) मात्र का रेखांकित धनादेश या बैंक ड्राफ्ट के रूप में कार्यपालन अभियंता, हसदेव बरौज जल प्रबंध संभाग रामपुर/कोरवा के नाम जमा करना होगा, ताकि संदर्भित पत्र में दिये शर्तों का पालन किया जा सके। इस हेतु बचाया राशि का संरोधित गणना पत्रक अवलोकनार्थ संलग्न है।

सहपत्र- एक गणना पत्रक
13 पृष्ठ में

कार्यालय अभियंता
हसदेव बरौज जल प्रबंध संभाग
रामपुर/कोरवा


पृ. क्र. / तक. रामपुर/कोरवा दिनांक / 03 / 2018
प्रति-
अधीक्षण अभियंता, हसदेव परियोजना मंडल रामपुर/कोरवा को और सूचनाार्थ संश्लेषित।

सहपत्र-शून्य।

कार्यालय अभियंता
हसदेव बरौज जल प्रबंध संभाग
रामपुर/कोरवा

- "प्रचलित जल दरें 01.05.2010 से आगामी आदेश तक"

स. क्र.	उपयोग का प्रकार	विशेष विवरण	01.05.2010 से लागू जल दरें	01.05.11 को प्रचलित दरें	01.05.12 को प्रचलित दरें	01.05.13 को प्रचलित दरें	01.05.14 को प्रचलित दरें
1.	औद्योगिक प्रयोजन /साप विद्युत प्रयोजन	अ शासकीय स्रोत :-					
		1 बांध/जलाशय से	रु. 6.00 प्रति घ.मी.	रु. 6.90 प्रति घ.मी.	रु. 7.94 प्रति घ.मी.	रु. 9.13 प्रति घ.मी.	रु. 10.50 प्रति घ.मी.
		2 नहर प्रणाली से	रु. 7.00 प्रति घ.मी.	रु. 8.05 प्रति घ.मी.	रु. 9.26 प्रति घ.मी.	रु. 10.65 प्रति घ.मी.	रु. 12.25 प्रति घ.मी.
		ब नैसर्गिक/स्वनिर्मित स्रोत से	रु. 2.00 प्रति घ.मी.	रु. 2.30 प्रति घ.मी.	रु. 2.65 प्रति घ.मी.	रु. 3.05 प्रति घ.मी.	रु. 3.51 प्रति घ.मी.
2.	जल विद्युत प्रयोजन (जल के उपयोग पर्याप्त पुनः प्राप्ति)	अ शासकीय स्रोत :-					
		1 बांध/जलाशय से	60 (साठ) पैसे/विद्युत इकाई उत्पादन एवं 200 (दो सौ) पैसे/ 100 वि.ई.उ. पर प्रति वर्ष एस्केलेशन चार्जस	69 (उनहत्तर) पैसे/विद्युत इकाई उत्पादन एवं 200 (दो सौ) पैसे/ 100 वि.ई.उ. पर प्रति वर्ष एस्केलेशन चार्जस	79 (उन्नास) पैसे/विद्युत इकाई उत्पादन एवं 200 (दो सौ) पैसे/ 100 वि.ई.उ. पर प्रति वर्ष एस्केलेशन चार्जस	91(न-आनवे) पैसे/विद्युत इकाई उत्पादन एवं 200 (दो सौ) पैसे/ 100 वि.ई.उ. पर प्रति वर्ष एस्केलेशन चार्जस	1.05 (एक रुपया पचास) पैसे/विद्युत इकाई उत्पादन एवं 200 (दो सौ) पैसे/ 100 वि.ई.उ. पर प्रति वर्ष एस्केलेशन चार्जस
		2 नहर प्रणाली	70 (सत्तर) पैसे/विद्युत इकाई उत्पादन एवं 250 (दो सौ पचास) पैसे/ 100 वि.ई.उ. पर प्रति वर्ष एस्केलेशन चार्जस	81 (इक्यासी) पैसे/विद्युत इकाई उत्पादन एवं 250 (दो सौ पचास) पैसे/ 100 वि.ई.उ. पर प्रति वर्ष एस्केलेशन चार्जस	93 (तिसाठ) पैसे/विद्युत इकाई उत्पादन एवं 250 (दो सौ पचास) पैसे/ 100 वि.ई.उ. पर प्रति वर्ष एस्केलेशन चार्जस	1.07 (एक रुपया सात) पैसे/विद्युत इकाई उत्पादन एवं 250 (दो सौ पचास) पैसे/ 100 वि.ई.उ. पर प्रति वर्ष एस्केलेशन चार्जस	1.23 (एक रुपया तेइस) पैसे/विद्युत इकाई उत्पादन एवं 250 (दो सौ पचास) पैसे/ 100 वि.ई.उ. पर प्रति वर्ष एस्केलेशन चार्जस
		ब नैसर्गिक/स्वनिर्मित स्रोत से	20 (बीस) पैसे/विद्युत इकाई उत्पादन	23 (तेईस) पैसे/विद्युत इकाई उत्पादन	26 (छत्तीस) पैसे/विद्युत इकाई उत्पादन	30 (तीस) पैसे/विद्युत इकाई उत्पादन	35 (पैंतीस) पैसे/ विद्युत इकाई उत्पादन


 मुख्य अभियंता, 14.5.2015
 मिनीमाता (हलदेवा) बांगो परियोजना,
 बिआसपुर (छ.ग.)
 12/15

**Details of Source wise Fuel for Computation of
Energy Charges¹**

Name of the Petitioner

Name of the Generating Station

S. No.	Month	Unit	For preceding 3rd Month (from COD or from 1.4.2019 as the case may be)			For preceding 2nd Month (from COD or from 1.4.2019 as the case may be)		For preceding 1st Month (from COD or from 1.4.2019 as the case may be)	
			Domestic Source (1)	Domestic Source (2)	Imported	Domestic	Imported	Domestic	Imported
A)	OPENING QUANTITY								
1	Opening Quantity of Coal/Lignite	(MMT)							
2	Value of Stock								
B)	QUANTITY								
3	Quantity of Coal/Lignite supplied by Coal/Lignite Company	(MMT)							
4	Adjustment (+/-) in quantity supplied made by Coal/Lignite Company	(MMT)							
5	Coal supplied by Coal/Lignite Company (3+4)	(MMT)							
6	Normative Transit & Handling Losses (For	(MMT)							

S. No.	Month	Unit	For preceding			For preceding		For preceding	
			3rd Month (from COD or from 1.4.2019 as the case may be)			2nd Month (from COD or from 1.4.2019 as the case may be)		1st Month (from COD or from 1.4.2019 as the case may be)	
	coal/Lignite based Projects)								
7	Net coal / Lignite Supplied (3-4)	(MMT)							
C)	PRICE								
8	Amount charged by the Coal /Lignite Company	(Rs.)							
9	Adjustment (+/-) in amount charged made by Coal/Lignite Company	(Rs.)							
10	Handling, Sampling and such other similar charges								
11	Total amount Charged (8+9+10)	(Rs.)							
D)	TRANSPORATION								
12	Transportation charges by rail/ship/road transport	(Rs.)							
	By Rail								
	By Road								
	By Ship								
								
13	Adjustment (+/-) in amount charged made by	(Rs.)							

S. No.	Month	Unit	For preceding			For preceding		For preceding	
			3rd Month (from COD or from 1.4.2019 as the case may be)			2nd Month (from COD or from 1.4.2019 as the case may be)		1st Month (from COD or from 1.4.2019 as the case may be)	
	Railways/Transport Company								
14	Demurrage Charges, if any	(Rs.)							
15	Cost of diesel in transporting coal through MGR system, if applicable	(Rs.)							
16	Total Transportation Charges (12+13+14+15)	(Rs.)							
17	Total amount Charged for coal/lignite supplied including Transportation (11+16)	(Rs.)							
E)	TOTAL COST								
18	Landed cost of coal/ Lignite (2+17)/(1+7)	Rs./MT							
19	Blending Ratio (Domestic/Imported)								
20	Weighted average cost of coal/ Lignite for preceding three months	Rs./MT							
F)	QUALITY								
21	GCV of Domestic Coal of the opening coal stock as per bill of Coal Company	(kCal/Kg)							
22	GCV of Domestic Coal supplied as per bill of Coal Company	(kCal/Kg)							

S. No.	Month	Unit	For preceding 3rd Month (from COD or from 1.4.2019 as the case may be)			For preceding 2nd Month (from COD or from 1.4.2019 as the case may be)		For preceding 1st Month (from COD or from 1.4.2019 as the case may be)	
23	GCV of Imported Coal of the opening stock as per bill Coal Company	(kCal/Kg)							
24	GCV of Imported Coal supplied as per bill Coal Company	(kCal/Kg)							
25	Weighted average GCV of coal/ Lignite as Billed	(kCal/Kg)							
26	GCV of Domestic Coal of the opening stock as received at Station	(kCal/Kg)							
27	GCV of Domestic Coal supplied as received at Station	(kCal/Kg)							
28	GCV of Imported Coal of opening stock as received at Station	(kCal/Kg)							
29	GCV of Imported Coal of opening stock as received at Station	(kCal/Kg)							
30	Weighted average GCV of coal/ Lignite as Received	(kCal/Kg)							

Note:

1. Similar details to be furnished for natural gas/liquid fuel for CCGT station and secondary fuel oil for coal/lignite based thermal plants with appropriate units.
2. As billed and as received GCV, quantity of coal, and price should be submitted as certified by statutory auditor.
3. Details to be provided for each source separately. In case of more than one source, add additional column.
4. Break up of the amount charged by the Coal Company is to be provided separately.

(Petitioner)

**Details of Source wise Fuel for Computation of
Energy Charges¹**

Name of the Petitioner

Name of the Generating Station

Sr. No.	Month-wise	Unit	For Existing Plants Year wise and Month-wise details for the period 2024-29 (For preceding 12 months)							
			Domestic Source (1)	Domestic Source (n)	Integrated Mine (Basket)	Integrated Mine (Captive)	E-Auction	Imported	Others (specify)
A)	OPENING QUANTITY									
1	Opening Quantity of Coal/Lignite	(MMT)								
2	Value of Stock									
B)	QUANTITY									
3	Quantity of Coal/Lignite supplied by Coal/Lignite Company for the particular month giving complete details of mode of transportation used for transportation along with quantity.	(MMT)								
	By Rail									
	By Road									
	By Ship									

Sr. No.	Month-wise	Unit	For Existing Plants Year wise and Month-wise details for the period 2024-29 (For preceding 12 months)							
			Domestic Source (1)	Domestic Source (n)	Integrated Mine (Basket)	Integrated Mine (Captive)	E-Auction	Imported	Others (specify)
	By MGR									
	By any other mode (specify)									
4	Adjustment (+/-) in quantity supplied made by Coal/Lignite Company *	(MMT)								
5	Coal supplied by Coal/Lignite Company (3+4)	(MMT)								
6	Actual Transit & Handling Losses (For coal/Lignite based Projects) specify the source	(MMT)								
7	Actual coal / Lignite received	(MMT)								
C)	PRICE									
8	Amount charged by the Coal /Lignite Company	(Rs.)								
9	Adjustment (+/-) in amount charged made by Coal/Lignite Company *	(Rs.)								
10	Unloading, Handling and Sampling charges.									
	Unloading charges									
	Handling charges									
	Sampling charges									

Sr. No.	Month-wise	Unit	For Existing Plants Year wise and Month-wise details for the period 2024-29 (For preceding 12 months)							
			Domestic Source (1)	Domestic Source (n)	Integrated Mine (Basket)	Integrated Mine (Captive)	E-Auction	Imported	Others (specify)
11	Total amount Charged (8+9+10)	(Rs.)								
D)	TRANSPORATION									
12	Transportation charges by rail/ship/road transport	(Rs.)								
	By Rail									
	By Road									
	By Ship									
	By MGR									
13	Adjustment (+/-) in amount charged made by Railways/Transport Company	(Rs.)								
14	Demurrage Charges, if any	(Rs.)								
15	Cost of fuel in transporting coal through MGR system, if applicable	(Rs.)								
16	Total Transportation Charges (12+13+14+15)	(Rs.)								
17	Total amount Charged for coal/lignite supplied including Transportation (11+16)	(Rs.)								
E)	TOTAL COST									
18	Landed cost of coal/ Lignite (2+17)/(1+7)	Rs./MT								

Sr. No.	Month-wise	Unit	For Existing Plants Year wise and Month-wise details for the period 2024-29 (For preceding 12 months)							
			Domestic Source (1)	Domestic Source (n)	Integrated Mine (Basket)	Integrated Mine (Captive)	E-Auction	Imported	Others (specify)
19	Blending Ratio (Domestic/Imported)									
20	Weighted average cost of coal/ Lignite for preceding twelve months	Rs./MT								
F)	QUALITY									
21	GCV of Domestic Coal of the opening coal stock as per bill of Coal Company	(kCal/Kg)								
22	GCV of Domestic Coal supplied as per bill of Coal Company	(kCal/Kg)								
23	GCV of Imported Coal of the opening stock as per bill Coal Company	(kCal/Kg)								
24	GCV of Imported Coal supplied as per bill Coal Company	(kCal/Kg)								
25	Weighted average GCV of coal/ Lignite as Billed	(kCal/Kg)								
26	GCV of Domestic Coal of the opening stock as received at Station	(kCal/Kg)								
27	GCV of Domestic Coal supplied as received at Station	(kCal/Kg)								

Sr. No.	Month-wise	Unit	For Existing Plants Year wise and Month-wise details for the period 2024-29 (For preceding 12 months)							
			Domestic Source (1)	Domestic Source (n)	Integrated Mine (Basket)	Integrated Mine (Captive)	E-Auction	Imported	Others (specify)
28	GCV of Imported Coal of opening stock as received at Station	(kCal/Kg)								
29	GCV of Imported Coal supplied as received at Station	(kCal/Kg)								
30	Weighted average GCV of coal/ Lignite as Received	(kCal/Kg)								

(*specifying the period of adjustment along with reason and support document for the adjustment)

Note:

1. Similar details to be furnished for natural gas/liquid fuel for CCGT station and secondary fuel oil for coal/lignite based thermal plants with appropriate units.
2. As billed and as received GCV, quantity of coal, and price should be submitted as certified by statutory auditor.
3. The action taken to address the difference in GCV between as billed and as received should be submitted along with the petition.
4. The details of source wise fuel for computation of energy charges should be provided on year wise in above format along with month wise calculation as may be required by the Commission.
5. Details to be provided for each source separately. In case of more than one source, add additional column.
6. Break-up of the amount charged by the Coal Company is to be provided separately.
7. Distance of Integrated Mines from Generating Station, if applicable, is to be provided separately.

(Petitioner)